Prüfbericht - Produkte
Test Report - Products

Prüfbericht-Nr.: *Test report no.:*	**CN25OJBD 001**	**Auftrags-Nr.:** *Order no.:*	168539409	Seite 1 von 28 *Page 1 of 28*
Kunden-Referenz-Nr.: *Client reference no.:*	N/A	**Auftragsdatum:** *Order date:*	2025-01-13	
Auftraggeber: *Client:*	**Edifier International Limited** P.O. Box 6264 General Post Office, Hong Kong			
Prüfgegenstand: *Test item:*	Tabletop Wireless Speaker			
Bezeichnung / Typ-Nr.: *Identification / Type no.:*	EDF100092, S300 (Trademark: EDIFIER)			
Auftrags-Inhalt: *Order content:*	Type test			
Prüfgrundlage: *Test specification:*	EN 300 328 V2.2.2 (2019-07) ETSI EN 300 328 V2.2.2 (2019-07)			

Wareneingangsdatum: *Date of sample receipt:*	2025-01-20
Prüfmuster-Nr.: *Test sample no.:*	S25011512-001 S25011512-009
Prüfzeitraum: *Testing period:*	2025-01-23 - 2025-02-17
Ort der Prüfung: *Place of testing:*	Guangdong Dongdian Testing Service Co.,Ltd.
Prüflaboratorium: *Testing laboratory:*	TÜV Rheinland (Shenzhen) Co., Ltd.
Prüfergebnis*: *Test result*:*	Pass



geprüft von: *tested by:* ***Datum:*** *Date:* 2025-03-11	X Signed by: Harry W. C. Wu	**genehmigt von:** *authorized by:* **Ausstellungsdatum:** *Issue date:* 2025-03-11	X Signed by: Alex Lan
Stellung / Position	Project Manager	**Stellung** / Position	Authorizer

Sonstiges / *Other:* This report is for Article 3.2 Radio Spectrum of Bluetooth requirements.

Zustand des Prüfgegenstandes bei Anlieferung:
Condition of the test item at delivery: Prüfmuster vollständig und unbeschädigt
Test item complete and undamaged:

* Legende:	P(ass) = entspricht o.g. Prüfgrundlage(n)	F(ail) = entspricht nicht o.g. Prüfgrundlage(n)	N/A = nicht anwendbar	N/T = nicht getestet
** Legend:*	*P(ass) = passed a.m. test specification(s)*	*F(ail) = failed a.m. test specification(s)*	*N/A = not applicable*	*N/T = not tested*

Dieser Prüfbericht bezieht sich nur auf das o.g. Prüfmuster und darf ohne Genehmigung der Prüfstelle nicht auszugsweise vervielfältigt werden. Dieser Bericht berechtigt nicht zur Verwendung eines Prüfzeichens.

This test report only relates to the a. m. test sample. Without permission of the test center this test report is not permitted to be duplicated in extracts. This test report does not entitle to carry any test mark.

Anmerkungen

Remarks

1	The equipment used during the specified testing period was calibrated according to our test laboratory calibration program. The equipment fulfils the requirements included in the relevant standards. The traceability of the test equipment used is ensured by compliance with the regulations of our management system. Detailed information regarding test conditions, equipment and measurement uncertainty is available in the test laboratory and could be provided on request. *Alle eingesetzten Prüfmittel waren zum angegebenen Prüfzeitraum gemäß eines festgelegten Kalibrierungsprogramms unseres Prüfhauses kalibriert. Sie entsprechen den in den Prüfprogrammen hinterlegten Anforderungen. Die Rückverfolgbarkeit der eingesetzten Prüfmittel ist durch die Einhaltung der Regelungen unseres Managementsystems gegeben.* *Detaillierte Informationen bezüglich Prüfkonditionen, Prüfequipment und Messunsicherheiten sind im Prüflabor vorhanden und können auf Wunsch bereitgestellt werden.*
2	As contractually agreed, this document has been signed digitally only. TUV Rheinland has not verified and unable to verify which legal or other pertaining requirements are applicable for this document. Such verification is within the responsibility of the user of this document. Upon request by its client, TUV Rheinland can confirm the validity of the digital signature by a separate document. Such request shall be addressed to our Sales department. An environmental fee for such additional service will be charged. *Wie vertraglich vereinbart, wurde dieses Dokument nur digital unterzeichnet. Der TÜV Rheinland hat nicht überprüft, welche rechtlichen oder sonstigen diesbezüglichen Anforderungen für dieses Dokument gelten. Diese Überprüfung liegt in der Verantwortung des Benutzers dieses Dokuments. Auf Verlangen des Kunden kann der TÜV Rheinland die Gültigkeit der digitalen Signatur durch ein gesondertes Dokument bestätigen. Diese Anfrage ist an unseren Vertrieb zu richten. Eine Umweltgebühr für einen solchen zusätzlichen Service wird erhoben.*
3	Test clauses with remark of * are subcontracted to qualified subcontractors and descripted under the respective test clause in the report. Deviations of testing specification(s) or customer requirements are listed in specific test clause in the report. *Prüfklausel mit der Note * wurden an qualifizierte Unterauftragnehmer vergeben und sind unter der jeweiligen Prüfklausel des Berichts beschrieben. Abweichungen von Prüfspezifikation(en) oder Kundenanforderungen sind in der jeweiligen Prüfklausel im Bericht aufgeführt.*
4	The decision rule for statements of conformity, based on numerical measurement results, in this test report is based on the “Zero Guard Band Rule” and “Simple Acceptance” in accordance with ILAC G8:2019 and IEC Guide 115:2021, unless otherwise specified in the applied standard mentioned on Page 1 of this report or requested by the customer. This means that measurement uncertainty is not taken in account and hence also not declared in the test report. For additional information to the resulting risk based of this decision rule please refer to ILAC G8:2019. *Die Entscheidungsregel für Konformitätserklärungen basierend auf numerischen Messergebnisen in diesem Prüfbericht basiert auf der "Null-Grenzwert-Regel" und der "Einfachen Akzeptanz" gemäß ILAC G8:2019 und IEC Guide 115:2021, es sei denn, in der auf Seite 1 dieses Berichts genannten angewandten Norm ist etwas anderes festgelegt oder vom Kunden gewünscht. Dies bedeutet, dass die Messunsicherheit nicht berücksichtigt wird und daher auch nicht im Prüfbericht angegeben wird. Zu weiteren Informationen bezueglich des Risikos durch diese Entscheidungsregel siehe ILAC G8:2019.*

Test Summary

5.1.1 RF OUTPUT POWER
RESULT: Pass

5.1.2 POWER SPECTRAL DENSITY
RESULT: Pass

5.1.3 DUTY CYCLE, TX-SEQUENCE, TX-GAP
RESULT: Not applicable

5.1.4 ACCUMULATED TRANSMIT TIME, FREQUENCY OCCUPATION AND HOPPING SEQUENCE
RESULT: Pass

5.1.5 HOPPING FREQUENCY SEPARATION
RESULT: Pass

5.1.6 MEDIUM UTILISATION (MU) FACTOR
RESULT: Not applicable

5.1.7 ADAPTIVITY
RESULT: Pass

5.1.8 OCCUPIED CHANNEL BANDWIDTH
RESULT: Pass

5.1.9 TRANSMITTER UNWANTED EMISSIONS IN THE OUT-OF-BAND DOMAIN
RESULT: Pass

5.1.10 TRANSMITTER UNWANTED EMISSIONS IN THE SPURIOUS DOMAIN
RESULT: Pass

5.2.1 RECEIVER SPURIOUS EMISSIONS
RESULT: Pass

5.2.2 RECEIVER BLOCKING
RESULT: Pass

5.2.3 GEO-LOCATION CAPABILITY
RESULT: Not applicable

Contents

1 GENERAL REMARKS 5
1.1 COMPLEMENTARY MATERIALS 5
2 TEST SITES 5
2.1 TEST FACILITIES 5
2.2 LIST OF TEST AND MEASUREMENT INSTRUMENTS 6
2.3 UNCERTAINTY OF MEASUREMENT 7
3 GENERAL PRODUCT INFORMATION 8
3.1 PRODUCT FUNCTION AND INTENDED USE 8
3.2 RATINGS AND SYSTEM DETAILS 8
3.3 INDEPENDENT OPERATION MODES 11
3.4 NOISE GENERATING AND NOISE SUPPRESSING PARTS 11
3.5 SUBMITTED DOCUMENTS 11
4 TEST SET-UP AND OPERATION MODES 12
4.1 PRINCIPLE OF CONFIGURATION SELECTION 12
4.2 TEST OPERATION AND TEST SOFTWARE 12
4.3 SPECIAL ACCESSORIES AND AUXILIARY EQUIPMENT 12
4.4 COUNTERMEASURES TO ACHIEVE EMC COMPLIANCE 12
5 TEST RESULTS ERM 13
5.1 TRANSMITTER REQUIREMENT & TEST SUITES 13
5.1.1 RF Output Power 13
5.1.2 Power Spectral Density 14
5.1.3 Duty Cycle, TX-sequence, TX-gap 15
5.1.4 Accumulated Transmit Time, Frequency Occupation and Hopping Sequence 16
5.1.5 Hopping Frequency Separation 17
5.1.6 Medium Utilisation (MU) Factor 18
5.1.7 Adaptivity 19
5.1.8 Occupied Channel Bandwidth 20
5.1.9 Transmitter Unwanted Emissions in the Out-of-band Domain 21
5.1.10 Transmitter Unwanted Emissions in the Spurious Domain 22
5.2 RECEIVER REQUIREMENT & TEST SUITES 23
5.2.1 Receiver Spurious Emissions 23
5.2.2 Receiver Blocking 24
5.2.3 Geo-location Capability 25
6 PHOTOGRAPHS OF THE TEST SET-UP 26
7 LIST OF TABLES 28
8 LIST OF PHOTOGRAPHS 28

1 General Remarks

1.1 Complementary Materials

All attachments are integral parts of this test report. This applies especially to the following appendix:
Appendix A: Test Results of Classical Bluetooth.
Appendix B: Test Results of Bluetooth Low Energy.

2 Test Sites

2.1 Test Facilities

Guangdong Dongdian Testing Service Co.,Ltd.
Unit 2, Building 1, No.17, Zongbu 2nd Road, Songshan Lake Park, Dongguan, Guangdong, China, 523808

CNAS No.: L6451

The tests at the test sites have been conducted under the supervision of a TÜV engineer.

2.2 List of Test and Measurement Instruments

Table 1: List of Test and Measurement Equipment

Equipment	Manufacturer	Model No.	Serial Number	Due Date	Cal. Interval
☒ RF Connected Test (RF Measurement System 1#)					
Signal &Spectrum Analyzer	R&S	FSV3044	101173	2025/03/31	1 Year
Wideband Radio Communication Tester	R&S	CMW500	168801	2025/03/31	1 Year
MXG Vector Signal Generator	Agilent	N5182A	MY48180737	2025/03/31	1 Year
PSG Vector Signal Generator	Agilent	E8267D	US49060192	2024/09/05	1 Year
RF Control Unit	Tonsend	JS0806-2	21I8060485	2025/03/31	1 Year
TEMP&HUMI Programmable Chamber	ZHIXIANG	ZXGDJS-150L	ZX170110-A	2025/04/22	1 Year
Test Software	Tonscend	JS1120-3	Ver.3.2.22	N/A	N/A

Equipment	Manufacturer	Model No.	Serial No.	Cal Due To	Cal. Interval
High Pass filter	Xi'an Xingbo	XBLBQ-GTA67	DDT-ZC02179	2025/04/22	1 Year
High pass filter	Micro-Tronics	HPM50102	DDT-ZC00561	2025/04/22	1 Year
Micro-Tronics filters	REBES	BRM50716	DDT-ZC03240	/	/
RF Cable	N/A	W24.02 HL-562	DDT-ZC04022	2025/03/31	1 Year
EMI TEST RECEIVER	R&S	ESU26	DDT-ZC01909	2025/03/31	1 Year
RF cable	Yuhu Technology	JCTB810-NJ-NJ-9M	DDT-ZC02538	2025/03/31	1 Year
Pre-amplifier	COM-POWER	PAM-840A	DDT-ZC01693	2025/03/31	1 Year
RF cable	Zhongke Junchuang	JCT26S-NJ-NJ-1.5M	DDT-ZC02762	2025/03/31	1 Year
Trilog Broadband Antenna	Schwarzbeck	VULB 9163	DDT-ZC02050	2025/07/11	2 Year
Pre-amplifier	COM-POWER	PAM-118A	DDT-ZC01293	2025/07/08	1 Year
High pass filter	Micro-Tronics	HPM50108	DDT-ZC00560	2025/04/22	1 Year
Micro-Tronics filters	REBES	BRM50702	DDT-ZC03242	/	/
Active Loop Antenna	Schwarzbeck	FMZB1519	DDT-ZC00524	2025/09/11	2 Year
RF Cable	N/A	W13.02 AP1-X2	DDT-ZC04023	2025/03/31	1 Year
Broad-Band Horn Antenna	Schwarzbeck	BBHA 9170	DDT-ZC00506	2025/04/26	1 Year
Hochgewinn-Hornantenne	SCHWARZBECK	BBHA 9120 D	DDT-ZC02129	2025/09/18	2 Year
RF cable	Yuhu Technology	ZT26S-SMAJ-SMAJ-1M	DDT-ZC02037	2025/03/31	1 Year
PSA Series Spectrum Analyzer	Agilent	E4447A	DDT-ZC00517	2025/03/31	1 Year

2.3 Uncertainty of Measurement

The value of the measurement uncertainty of each parameter is listed as below:

Table 2: Maximum Measurement Uncertainty

Test Item	Uncertainty
Bandwidth	1.1%
Peak Output Power (Conducted) (Spectrum analyzer)	0.86 dB (10 MHz ≤ f < 3.6 GHz);
	1.38 dB (3.6 GHz ≤ f < 8 GHz)
Peak Output Power (Conducted) (Power Sensor)	0.74 dB
Power Spectral Density	0.74 dB (10 MHz ≤ f < 3.6 GHz);
	1.38 dB (3.6 GHz ≤ f < 8 GHz)
Frequencies Stability	6.7×10^{-8} (Antenna couple method)
	5.5×10^{-8} (Conducted method)
Conducted spurious emissions	0.86 dB (10 MHz ≤ f < 3.6 GHz);
	1.40 dB (3.6 GHz ≤ f < 8 GHz)
	1.66 dB (8 GHz ≤ f < 26.5 GHz)
Uncertainty for radio frequency (RBW < 20 kHz)	3×10^{-8}
Temperature	0.4 ℃
Humidity	2 %
Uncertainty for Radiation Emission test (9 kHz – 30 MHz)	3.44 dB
Uncertainty for Radiation Emission test (30 MHz - 1 GHz)	4.70 dB (Antenna Polarize: V)
	4.84 dB (Antenna Polarize: H)
Uncertainty for Radiation Emission test (1 GHz - 40 GHz)	4.10 dB (1 - 6 GHz)
	4.40 dB (6 GHz - 18 GHz)
	3.54 dB (18 GHz - 26 GHz)
	4.30 dB (26 GHz - 40 GHz)
Uncertainty for Power line conduction emission test	3.34dB (150KHz-30MHz)
	3.72dB (9KHz-150KHz)
Note: This uncertainty represents an expanded uncertainty expressed at approximately the 95% confidence level using a coverage factor of k=2.	

3 General Product Information

3.1 Product Function and Intended Use

The EUT is a Tabletop Wireless Speaker with Bluetooth Dual technology and 802.11 g/n (Wi-Fi), technologies, the product comes with an infrared remote control, it used for audio entertainment in house or similar environment.

Two models are identical except the model number different for different market purpose.

Manufacturer: Beijing Edifier Technology Co., Ltd.
Address: 815, Floor 8, Shuangqiao Building, No.68, North Fourth Ring West Road, Haidian District, 100080 Beijing, P.R. China

Factory: Dongguan Edifier Technology Co., Ltd.
Address: No.2 Gongyedong Road, Songshan Lake Sci.&Tech. Industry Park, Dongguan, 523808 Guangdong, P.R. China

For details refer to the User Manual, Technical Description and Circuit Diagram.

3.2 Ratings and System Details

Table 3: Technical Specification of EUT

General Information of EUT	Value
Kind of Equipment	Tabletop Wireless Speaker
Type Designation	EDF100092, S300
Trade Mark	EDIFIER
Extreme Temperature Range	0°C - +35°C
Operating Voltage	AC 100-240V, 50/60Hz, 750mA
Technical Specification of Bluetooth (BDR & EDR)	
Operating Frequency Channel	2402 – 2480 MHz
Bluetooth Core Version	5.4
Channel Number	79 channels
Channel separation	1MHz
Modulation	GFSK, π/4DQPSK, 8DPSK
Antenna Number	1
Antenna Type	FPC antenna
Antenna Gain	3.27 dBi (Provide by the Client)

Technical Specification of Bluetooth (Bluetooth Low Energy)	
Operating Frequency Channel	2402 – 2480 MHz for data rate 1Mbps 2404 – 2478 MHz for data rate 2Mbps
Bluetooth Core Version	5.4
Data rate	1Mbps, 2Mbps
Channel Number	40 channels for data rate 1Mbps 37 channels for data rate 2Mbps Note: 2402MHz/2426MHz/2480MHz will be disable via software for date rate 2Mbps.
Channel separation	2MHz
Modulation	GFSK
Antenna Number	1
Antenna Type	FPC antenna
Antenna Gain	3.27 dBi (Provide by the Client)

Technical Specification of 802.11 g/n Wi-Fi	
Operating channel frequency	2412-2472MHz for 802.11 g/n-HT20
Type of modulation	OFDM(BPSK/QPSK/16QAM/64QAM)
Data rate	6/9/12/18/24/36/48/54 Mbps for 802.11g MCS0 ~ MCS7 for 802.11n(HT20)
Channel number	13 Channels for 802.11 g/n-HT20
Channel separation	5 MHz
Antenna Number	1
Antenna Type	FPC antenna
Antenna Gain	1.94 dBi (Provide by the Client)

Technical Specification of Wi-Fi 802.11 n (Band1/2/3)	
Operating Frequency Range	5150-5250MHz, 5250-5350MHz, 5470-5725MHz
Operating Frequency / Channels / Protocol	5180-5320MHz, 15CHs, 802.11 n20; 5500-5700MHz, 19CHs, 802.11 n20
Data Rate	MCS0 ~ MCS7 Mbps for 802.11n
Channel Separation	20MHz
Modulation	OFDM (BPSK, QPSK, 16QAM, 64QAM)
Type of Product	Adaptive equipment and does not support non-adaptive mode; LBT based Detect and Avoid (load based equipment)
Beamforming	Not Supported
DFS Operational mode	Slave without radar detection
Antenna Number	1
Antenna Type	FPC antenna
Antenna Gain	2.32 dBi for 5150-5250MHz 3.27 dBi for 5250-5350MHz 2.85 dBi for 5470-5725MHz (Provide by the Client)

Technical Specification of Wi-Fi 802.11 n (Band 4)	
Operating Frequency Range	5725-5875MHz
Operating Frequency / Channels / Protocol	5.8GHz Wi-Fi: 5745-5825MHz, 8CHs, 802.11n20
Channel Spacing	20MHz
Modulation	OFDM (BPSK, QPSK, 16QAM, 64QAM)
Beamforming	Not Supported
Receiver category	Receiver category 1
Antenna Number	1
Antenna Type	FPC antenna
Antenna Gain	2.86 dBi (Provide by the Client)

Table 4: RF Channel and Frequency of Classical Bluetooth

RF Channel	Frequency (MHz)	RF Channel	Frequency (MHz)	RF Channel	Frequency (MHz)	RF Channel	Frequency (MHz)
0	**2402.00**	20	2422.00	40	2442.00	60	2462.00
1	2403.00	21	2423.00	41	2443.00	61	2463.00
2	2404.00	22	2424.00	42	2444.00	62	2464.00
3	2405.00	23	2425.00	43	2445.00	63	2465.00
4	2406.00	24	2426.00	44	2446.00	64	2466.00
5	2407.00	25	2427.00	45	2447.00	65	2467.00
6	2408.00	26	2428.00	46	2448.00	66	2468.00
7	2409.00	27	2429.00	47	2449.00	67	2469.00
8	2410.00	28	2430.00	48	2450.00	68	2470.00
9	2411.00	29	2431.00	49	2451.00	69	2471.00
10	2412.00	30	2432.00	50	2452.00	70	2472.00
11	2413.00	31	2433.00	51	2453.00	71	2473.00
12	2414.00	32	2434.00	52	2454.00	72	2474.00
13	2415.00	33	2435.00	53	2455.00	73	2475.00
14	2416.00	34	2436.00	54	2456.00	74	2476.00
15	2417.00	35	2437.00	55	2457.00	75	2477.00
16	2418.00	36	2438.00	56	2458.00	76	2478.00
17	2419.00	37	2439.00	57	2459.00	77	2479.00
18	2420.00	38	2440.00	58	2460.00	**78**	**2480.00**
19	2421.00	**39**	**2441.00**	59	2461.00		

Table 5: RF Channel and Frequency of Bluetooth Low Energy

RF Channel	Frequency (MHz)	RF Channel	Frequency (MHz)	RF Channel	Frequency (MHz)	RF Channel	Frequency (MHz)
00	**2402.00**	10	2422.00	20	2442.00	30	2462.00
01	2404.00	11	2424.00	21	2444.00	31	2464.00
02	2406.00	12	2426.00	22	2446.00	32	2466.00
03	2408.00	13	2428.00	23	2448.00	33	2468.00
04	2410.00	14	2430.00	24	2450.00	34	2470.00
05	2412.00	15	2432.00	25	2452.00	35	2472.00
06	2414.00	16	2434.00	26	2454.00	36	2474.00
07	2416.00	17	2436.00	27	2456.00	37	2476.00
08	2418.00	18	2438.00	28	2458.00	38	2478.00
09	2420.00	**19**	**2440.00**	29	2460.00	**39**	**2480.00**

3.3 Independent Operation Modes

The basic operation modes are:

A. On, Bluetooth mode (BDR & EDR & BLE)
   1. Transmitting mode
      a. Low channel
      b. Middle channel
      c. High channel
   2. Receiving mode
      a. Low channel
      d. Middle channel
      b. High channel

B. On, Bluetooth playing

C. Off

3.4 Noise Generating and Noise Suppressing Parts

For details refer to the Circuit Diagram.

3.5 Submitted Documents

- Block Diagram
- Schematics
- User Manual
- Rating Label

4 Test Set-up and Operation Modes

4.1 Principle of Configuration Selection

Emission: The equipment under test (EUT) was configured to measure its highest possible radiation level. The test modes were adapted accordingly in reference to the instructions for use.

Radio Spectrum: The equipment under test (EUT) was configured at its highest power output in order to measure its highest possible radiation and conducted level. The test modes were adapted accordingly in reference to the instructions for use.

4.2 Test Operation and Test Software

Test operation refers to test setup in chapter 5 and chapter 7.

According to clause 3.1, all test were applied on model EDF100092.

4.3 Special Accessories and Auxiliary Equipment

Table 6: List of Accessories and Auxiliary Equipment

Description	Manufacturer	Model	S/N
Notebook	Lenovo	ThinkPad X2502	2014AP6082

4.4 Countermeasures to Achieve EMC Compliance

The test sample which has been tested contained the noise suppression parts as described in the Technical Construction File (TCF).

No additional measures were employed to achieve compliance.

5 Test Results ERM

5.1 Transmitter Requirement & Test Suites

5.1.1 RF Output Power

RESULT: **Pass**

Test Specification		
Test standard	:	EN 300 328 V2.2.2
Test requirement	:	Clause 4.3.1.2 of EN 300 328
		Clause 4.3.2.2 of EN 300 328
Limit	:	Clause 4.3.1.2.3 of EN 300 328
		Clause 4.3.2.2.3 of EN 300 328
Test suites	:	Clause 5.4.2 of EN 300 328
Test Setup		
Date of testing	:	2025-01-23 - 2025-02-17
Test voltage	:	AC 230V/50Hz
Test environment	:	Normal and extreme temperature
Operation mode	:	A.1
Ambient temperature	:	23.8 ℃
Relative humidity	:	47.9 %
Atmospheric pressure	:	101.4 kPa

For the measurement records, refer to the appendix A & B.

5.1.2 Power Spectral Density

RESULT: **Pass**

Test Specification

Test standard	:	EN 300 328 V2.2.2
Test requirement	:	Clause 4.3.2.3 of EN 300 328
Limit	:	Clause 4.3.2.3.3 of EN 300 328
Test suites	:	Clause 5.4.3 of EN 300 328

Test Setup

Date of testing	:	2025-01-23 - 2025-02-17
Test voltage	:	AC 230V/50Hz
Test environment	:	Normal temperature
Operation mode	:	A.1
Ambient temperature	:	23.8 ℃
Relative humidity	:	47.9 %
Atmospheric pressure	:	101.4 kPa

For the measurement records, refer to the appendix B.

5.1.3 Duty Cycle, TX-sequence, TX-gap

RESULT: **Not applicable**

Test Specification

Test standard	:	EN 300 328 V2.2.2
Test requirement	:	Clause 4.3.1.3 of EN 300 328
Limit	:	Clause 4.3.1.3.3 of EN 300 328
Test suites	:	Clause 5.4.2 of EN 300 328

Exemption Condition(s):

☒ These requirements apply to non-adaptive equipment or to adaptive equipment when operating in non-adaptive mode. The equipment is using wide band modulations other than FHSS.

Conclusion:

The EUT is adaptive equipment and does not support non-adaptive mode, hence this requirement is not applicable.

5.1.4 Accumulated Transmit Time, Frequency Occupation and Hopping Sequence

RESULT: **Pass**

Test Specification

Test standard	:	EN 300 328 V2.2.2
Test requirement	:	Clause 4.3.1.4 of EN 300 328
Limit	:	Clause 4.3.1.4.3 of EN 300 328
Test suites	:	Clause 5.4.4 of EN 300 328

Test Setup

Date of testing	:	2025-01-23 - 2025-02-17
Test voltage	:	AC 230V/50Hz
Test environment	:	Normal temperature
Operation mode	:	A.1
Ambient temperature	:	23.8 ℃
Relative humidity	:	47.9 %
Atmospheric pressure	:	101.4 kPa

For the measurement records, refer to the appendix A.

5.1.5 Hopping Frequency Separation

RESULT: **Pass**

Test Specification

Test standard	:	EN 300 328 V2.2.2
Test requirement	:	Clause 4.3.1.5 of EN 300 328
Limit	:	Clause 4.3.1.5.3 of EN 300 328
Test suites	:	Clause 5.4.5 of EN 300 328

Test Setup

Date of testing	:	2025-01-23 - 2025-02-17
Test voltage	:	AC 230V/50Hz
Test environment	:	Normal temperature
Operation mode	:	A.1
Ambient temperature	:	23.8 ℃
Relative humidity	:	47.9 %
Atmospheric pressure	:	101.4 kPa

For the measurement records, refer to the appendix A.

5.1.6 Medium Utilisation (MU) Factor

RESULT: **Not applicable**

Test Specification

Test standard	:	EN 300 328 V2.2.2
Test requirement	:	Clause 4.3.1.6 of EN 300 328
		Clause 4.3.2.5 of EN 300 328
Limit	:	Clause 4.3.1.6.3 of EN 300 328
		Clause 4.3.2.5.3 of EN 300 328
Test suites	:	Clause 5.4.2 of EN 300 328

Exemption Condition(s):
☒ These requirements apply to non-adaptive equipment or to adaptive equipment when operating in non-adaptive mode. The equipment is using wide band modulations other than FHSS.

Conclusion:
The EUT is adaptive equipment and does not support non-adaptive mode, hence this requirement is not applicable.

5.1.7 Adaptivity

RESULT: **Pass**

Test Specification

Test standard	:	EN 300 328 V2.2.2
Test requirement	:	Clause 4.3.1.7.2 of EN 300 328
		Clause 4.3.2.6.3 of EN 300 328
Limit	:	Clause 4.3.1.7.2.2 of EN 300 328
		Clause 4.3.2.6.3.2 of EN 300 328
Test suites	:	Clause 5.4.6 of EN 300 328

Test Setup

Date of testing	:	2025-01-23 - 2025-02-17
Test voltage	:	AC 230V/50Hz
Test environment	:	Normal temperature
Operation mode	:	A.1
Ambient temperature	:	23.8 ℃
Relative humidity	:	47.9 %
Atmospheric pressure	:	101.4 kPa

For the measurement records, refer to the appendix A.

Exemption Conditions (For Bluetooth LE):

☒ These requirements do not apply for equipment with a maximum declared RF Output power of less than 10 dBm e.i.r.p. or for equipment when operating in a mode where the RF Output power is less than 10 dBm e.i.r.p.

Conclusion:

The maximum declared RF output power is less than 10dBm e.i.r.p., hence this requirement is not applicable.

5.1.8 Occupied Channel Bandwidth

RESULT: **Pass**

Test Specification

Test standard	:	EN 300 328 V2.2.2
Test requirement	:	Clause 4.3.1.8 of EN 300 328
		Clause 4.3.2.7 of EN 300 328
Limit	:	Clause 4.3.1.8.3 of EN 300 328
		Clause 4.3.2.7.3 of EN 300 328
Test suites	:	Clause 5.4.7 of EN 300 328

Test Setup

Date of testing	:	2025-01-23 - 2025-02-17
Test voltage	:	AC 230V/50Hz
Test environment	:	Normal temperature
Operation mode	:	A.1
Ambient temperature	:	23.8 ℃
Relative humidity	:	47.9 %
Atmospheric pressure	:	101.4 kPa

For the measurement records, refer to the appendix A & B.

5.1.9 Transmitter Unwanted Emissions in the Out-of-band Domain

RESULT: **Pass**

Test Specification

Test standard	:	EN 300 328 V2.2.2
Test requirement	:	Clause 4.3.1.9 of EN 300 328
		Clause 4.3.2.8 of EN 300 328
Limit	:	Clause 4.3.1.9.3 of EN 300 328
		Clause 4.3.2.8.3 of EN 300 328
Test suites	:	Clause 5.4.8 of EN 300 328

Test Setup

Date of testing	:	2025-01-23 - 2025-02-17
Test voltage	:	AC 230V/50Hz
Test environment	:	Normal temperature
Operation mode	:	A.1
Ambient temperature	:	23.8 ℃
Relative humidity	:	47.9 %
Atmospheric pressure	:	101.4 kPa

For the measurement records, refer to the appendix A & B.

5.1.10 Transmitter Unwanted Emissions in the Spurious Domain

RESULT: **Pass**

Test Specification

Test standard	:	EN 300 328 V2.2.2
Test requirement	:	Clause 4.3.1.10 of EN 300 328
		Clause 4.3.2.9 of EN 300 328
Limit	:	Clause 4.3.1.10.3 of EN 300 328
		Clause 4.3.2.9.3 of EN 300 328
Test suites	:	Clause 5.4.9 of EN 300 328

Test Setup

Date of testing	:	2025-01-23 - 2025-02-17
Test voltage	:	AC 230V/50Hz
Test environment	:	Normal temperature
Operation mode	:	A.1
Ambient temperature	:	Refer to test data
Relative humidity	:	Refer to test data
Atmospheric pressure	:	101.4 kPa

For the measurement records, refer to the appendix A & B

5.2 Receiver Requirement & Test Suites

5.2.1 Receiver Spurious Emissions

RESULT: **Pass**

Test Specification

Test standard	:	EN 300 328 V2.2.2
Test requirement	:	Clause 4.3.1.11 of EN 300 328
		Clause 4.3.2.10 of EN 300 328
Limit	:	Clause 4.3.1.11.3 of EN 300 328
		Clause 4.3.2.10.3 of EN 300 328
Test suites	:	Clause 5.4.10 of EN 300 328

Test Setup

Date of testing	:	2025-01-23 - 2025-02-17
Test voltage	:	AC 230V/50Hz
Test environment	:	Normal temperature
Operation mode	:	A.2
Ambient temperature	:	Refer to test data
Relative humidity	:	Refer to test data
Atmospheric pressure	:	101.4 kPa

For the measurement records, refer to the appendix A & B.

5.2.2 Receiver Blocking

RESULT: **Pass**

Test Specification

Test standard	:	EN 300 328 V2.2.2
Test requirement	:	Clause 4.3.1.12 of EN 300 328
		Clause 4.3.2.11 of EN 300 328
Limit	:	Clause 4.3.1.12.4 of EN 300 328
		Clause 4.3.2.11.3 of EN 300 328
Test suites	:	Clause 5.4.11 of EN 300 328

Test Setup

Date of testing	:	2025-01-23 - 2025-02-17
Test voltage	:	AC 230V/50Hz
Test environment	:	Normal temperature
Operation mode	:	A.2
Ambient temperature	:	23.8 ℃
Relative humidity	:	47.9 %
Atmospheric pressure	:	101.4 kPa

For the measurement records, refer to the appendix A & B.

For Bluetooth-BDR: the maximum RF output power is 11.44dBm.
For Bluetooth-EDR: the maximum RF output power is 11.33dBm.
For Bluetooth-BLE: the maximum RF output power is 9.33dBm.

Hence according to the 4.2.3.2, the Bluetooth-BDR/EDR of EUT is belong category 1 receiver and Bluetooth-BLE is belong category 2 receiver.

5.2.3 Geo-location Capability

RESULT: **Not applicable**

Test Specification

Test standard	:	EN 300 328 V2.2.2
Test requirement	:	Clause 4.3.1.13 of EN 300 328 Clause 4.3.2.12 of EN 300 328

Exemption Conditions:
This requirement only applies to equipment with geo-location capability as defined in clause 4.3.1.13.2 and 4.3.2.12.2.

Conclusion:

The EUT is adaptive equipment and does not support geo-location capability, hence this requirement is not applicable.

6 Photographs of the Test Set-Up

Photograph 1: Set-up for Radio Spectrum Testing, Normal temperature



Photograph 2: Set-up for Radio Spectrum Testing, Extreme temperature



Photograph 3: Set-up for Transmitter & Receiver Spurious Emissions, below 1GHz



Photograph 4: Set-up for Transmitter & Receiver Spurious Emissions, Above 1GHz



7 List of Tables

Table 1: List of Test and Measurement Equipment 6
Table 2: Maximum Measurement Uncertainty 7
Table 3: Technical Specification of EUT 8
Table 4: RF Channel and Frequency of Classical Bluetooth 10
Table 5: RF Channel and Frequency of Bluetooth Low Energy 10
Table 6: List of Accessories and Auxiliary Equipment 12

8 List of Photographs

Photograph 1: Set-up for Radio Spectrum Testing, Normal temperature 26
Photograph 2: Set-up for Radio Spectrum Testing, Extreme temperature 26
Photograph 3: Set-up for Transmitter & Receiver Spurious Emissions, below 1GHz 27
Photograph 4: Set-up for Transmitter & Receiver Spurious Emissions, Above 1GHz 27

Appendix A

Test Results of Classical Bluetooth

1 APPENDIX A.1 : RF OUTPUT POWER 2
2 APPENDIX A.2 : ACCUMULATED TRANSMIT TIME 3
3 APPENDIX A.3 : FREQUENCY OCCUPATION 6
4 APPENDIX A.4 : HOPPING SEQUENCE 11
5 APPENDIX A.5: HOPPING FREQUENCY SEPARATION 14
6 APPENDIX A.6: OCCUPIED CHANNEL BANDWIDTH 16
7 APPENDIX A.7 : TX UNWANTED EMISSIONS IN THE OUT-OF-BAND DOMAIN 21
8 APPENDIX A.8: ADAPTIVITY 24
9 APPENDIX A.10: TEST PLOTS OF TRANSMITTER UNWANTED EMISSION IN THE SPURIOUS DOMAIN 28
10 APPENDIX A.10: TEST PLOTS OF RECEIVER SPURIOUS EMISSION 36
11 APPENDIX A.11: RECEIVER BLOCKING 44

1 Appendix A.1 : RF output power

The RF output power is the mean equivalent isotropically radiated power (EIRP) during a transmission burst. Only the worst case for all test modes reported.

Test Condition	Test Mode	Antenna	Frequency [MHz]	Burst Power [dBm]	EIRP [dBm]	Limit [dBm]	Verdict
NTNV	DH1	Ant1	Hop	8.17	11.44	20	PASS
	DH5	Ant1	Hop	8.15	11.42	20	PASS
	2DH1	Ant1	Hop	8.01	11.28	20	PASS
	2DH5	Ant1	Hop	7.90	11.17	20	PASS
	3DH1	Ant1	Hop	8.06	11.33	20	PASS
	3DH5	Ant1	Hop	7.86	11.13	20	PASS
LTNV	DH1	Ant1	Hop	8.17	11.44	20	PASS
	DH5	Ant1	Hop	8.15	11.42	20	PASS
	2DH1	Ant1	Hop	7.99	11.26	20	PASS
	2DH5	Ant1	Hop	7.89	11.16	20	PASS
	3DH1	Ant1	Hop	8.04	11.31	20	PASS
	3DH5	Ant1	Hop	7.88	11.15	20	PASS
HTNV	DH1	Ant1	Hop	8.16	11.43	20	PASS
	DH5	Ant1	Hop	8.16	11.43	20	PASS
	2DH1	Ant1	Hop	7.97	11.24	20	PASS
	2DH5	Ant1	Hop	7.85	11.12	20	PASS
	3DH1	Ant1	Hop	8.04	11.31	20	PASS
	3DH5	Ant1	Hop	7.84	11.11	20	PASS

Note: EIRP = Measured Highest Pburst Values + Antenna Gain

2 Appendix A.2 : Accumulated Transmit Time

Test Mode	Antenna	Channel	Result [ms]	Limit [ms]	Verdict
DH5	Ant1	Hop_2402	299.137	400	PASS
		Hop_2480	278.071	400	PASS
2DH5	Ant1	Hop_2402	289.658	400	PASS
		Hop_2480	315.990	400	PASS
3DH5	Ant1	Hop_2402	277.018	400	PASS
		Hop_2480	273.858	400	PASS

DH5_Ant1_Hop_2402

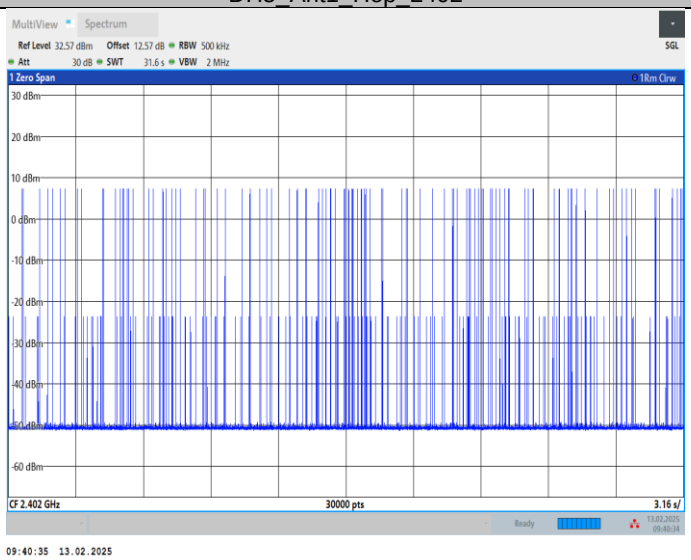

DH5_Ant1_Hop_2480

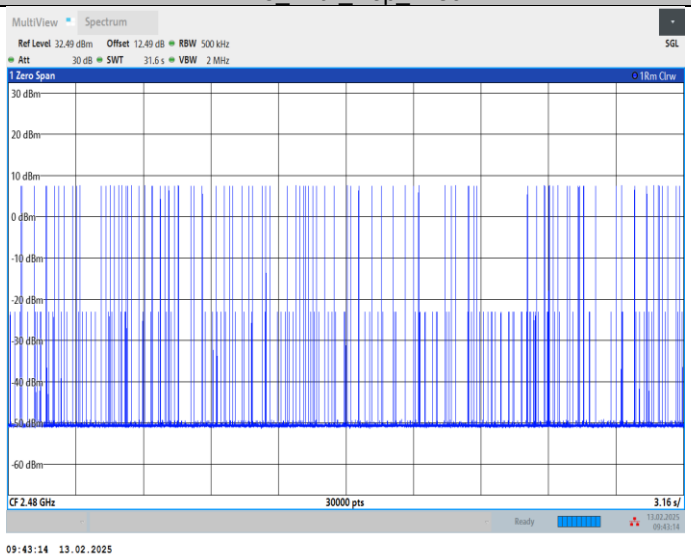

2DH5_Ant1_Hop_2402

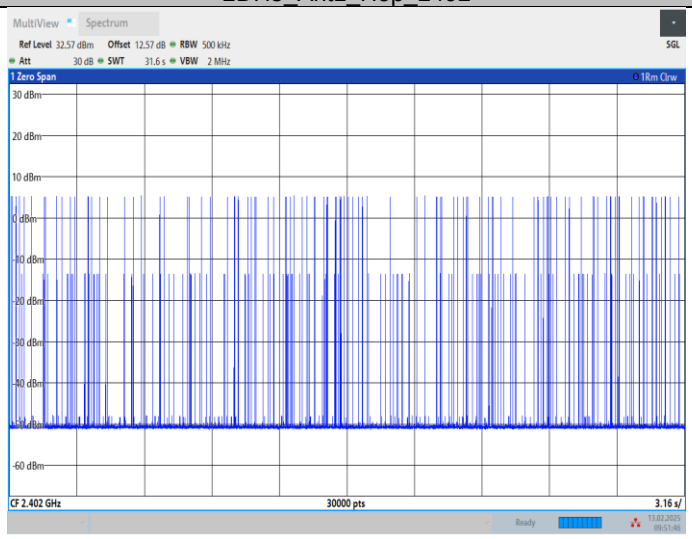

2DH5_Ant1_Hop_2480

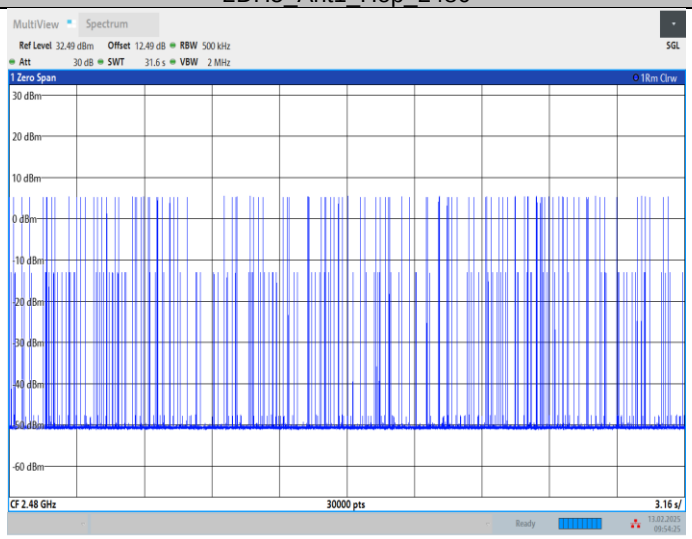

3DH5_Ant1_Hop_2402

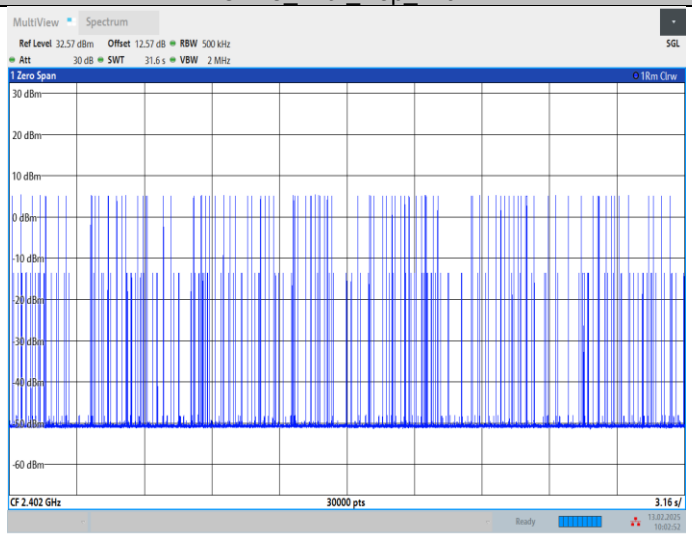

3DH5_Ant1_Hop_2480
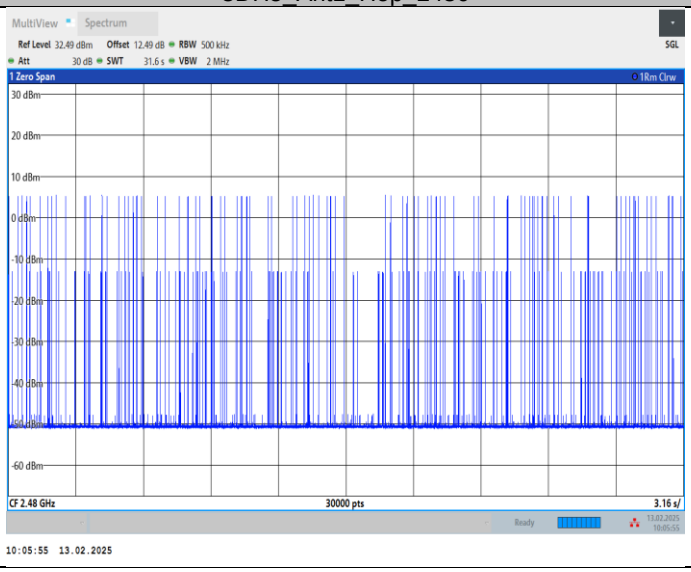

3 Appendix A.3 : Frequency Occupation

Test Mode	Antenna	Channel	Result [Num.]	Limit [Num.]	Verdict
DH5	Ant1	Hop_2402	3	1	PASS
		Hop_2480	4	1	PASS
2DH5	Ant1	Hop_2402	4	1	PASS
		Hop_2480	5	1	PASS
3DH5	Ant1	Hop_2402	4	1	PASS
		Hop_2480	4	1	PASS

DH5_Ant1_Hop_2402

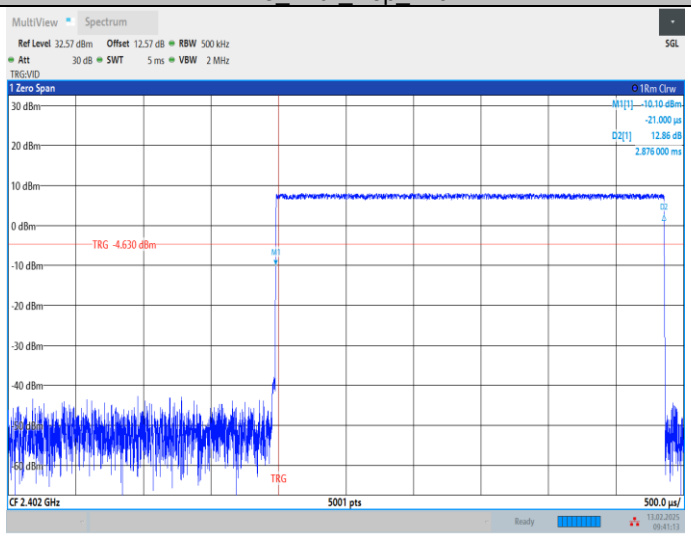

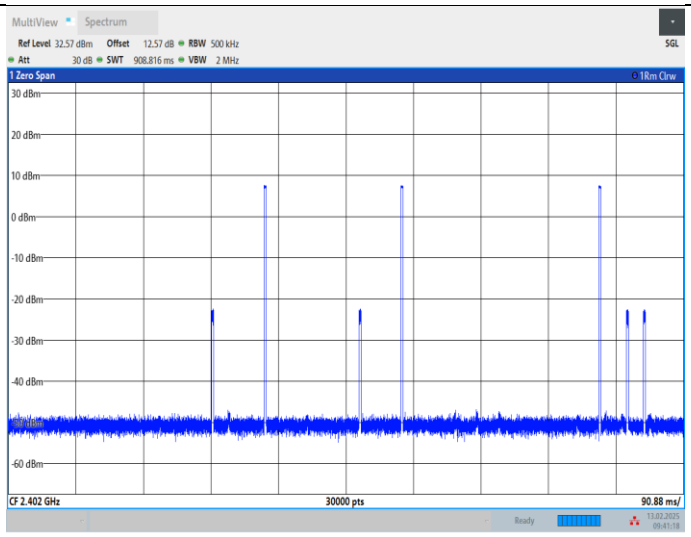

DH5_Ant1_Hop_2480
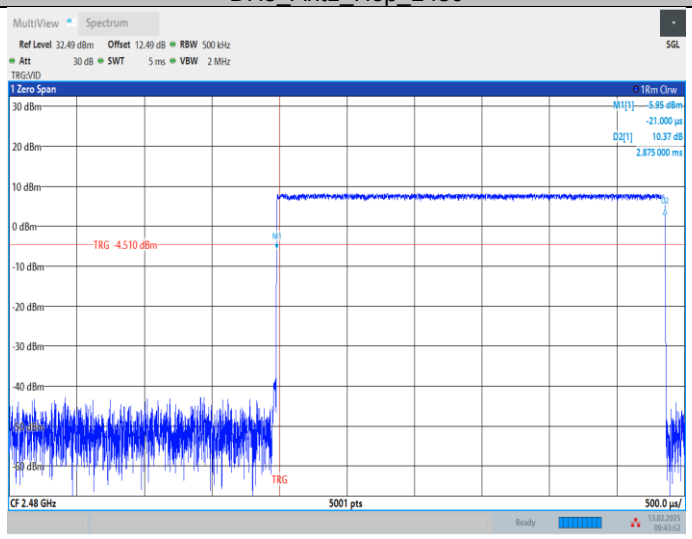
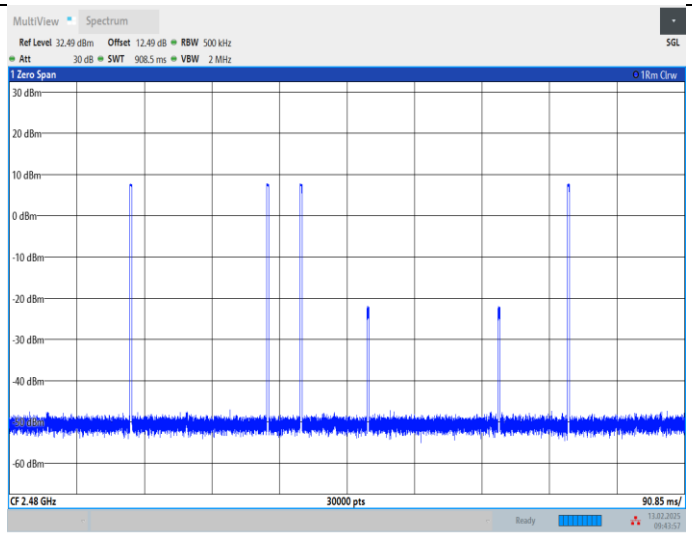
2DH5_Ant1_Hop_2402
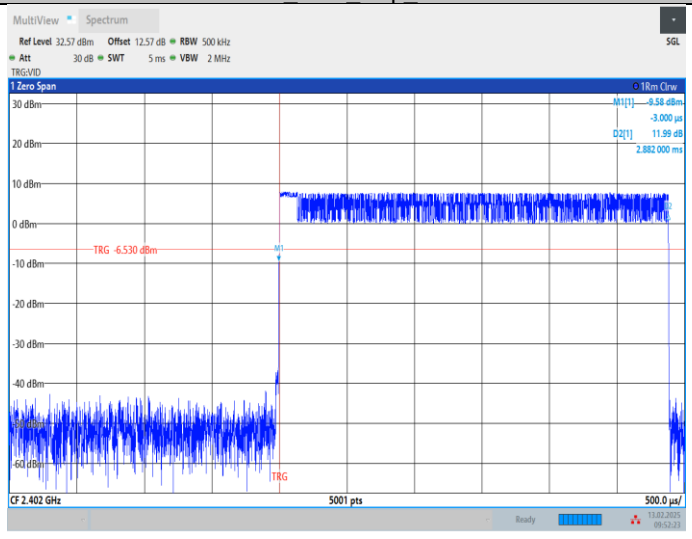

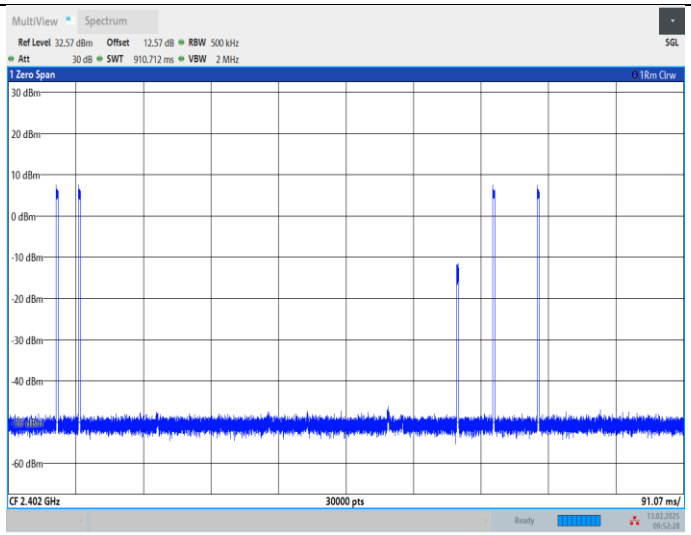

2DH5_Ant1_Hop_2480

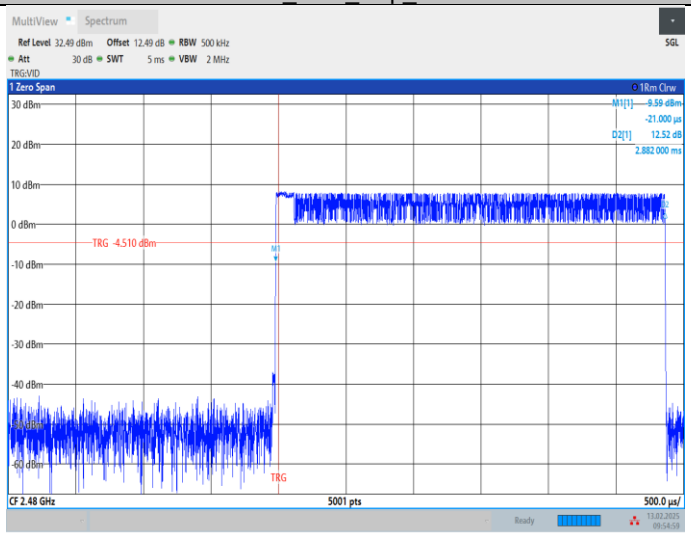

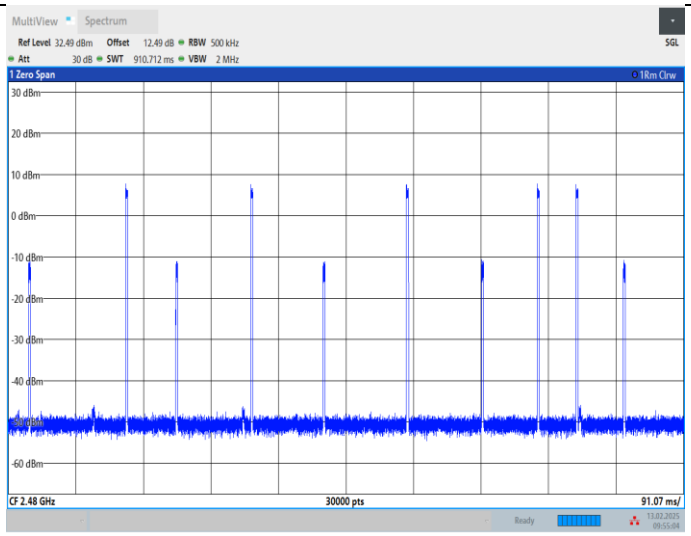

3DH5_Ant1_Hop_2402
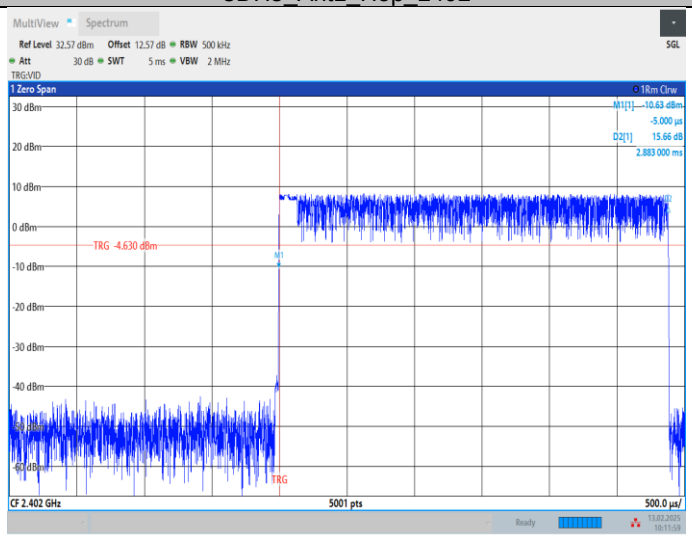
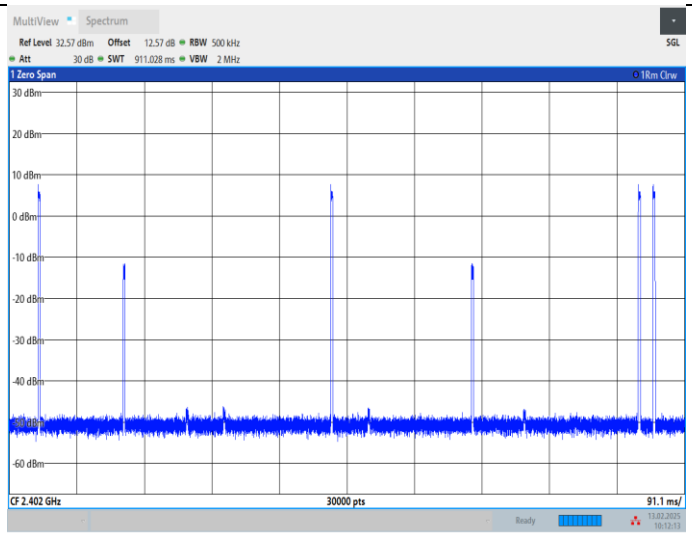
3DH5_Ant1_Hop_2480
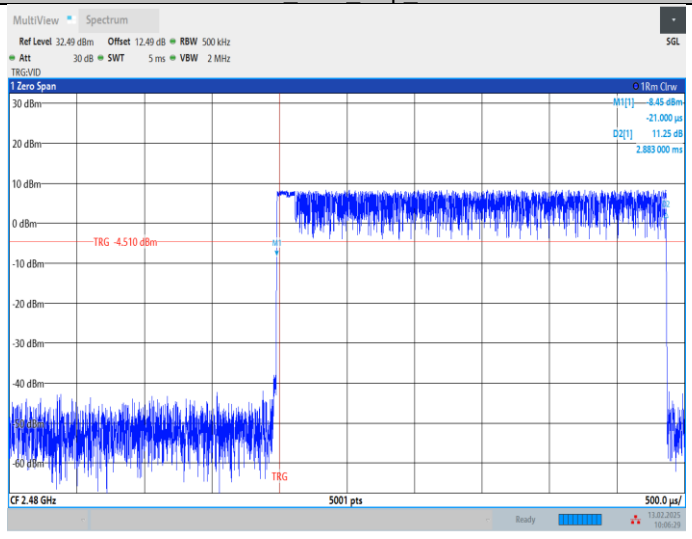

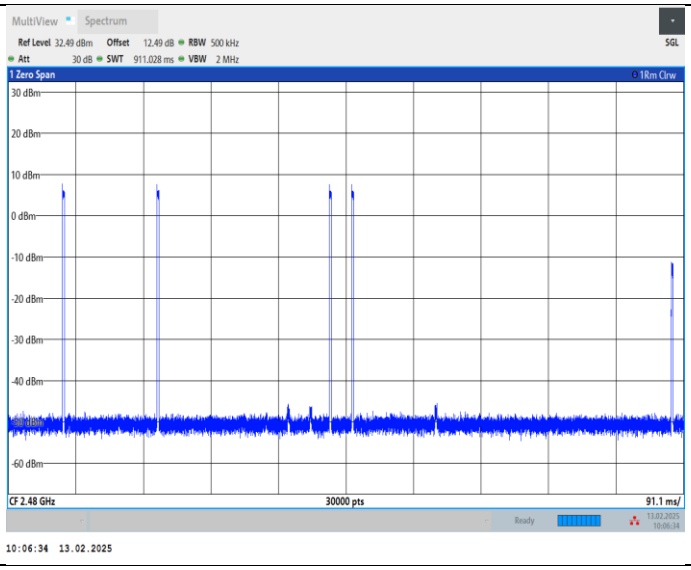
MultiView
Spectrum
Ref Level 32.49 dBm Offset 12.49 dB RBW 500 kHz
Att 30 dB SWT 911.028 ms VBW 2 MHz
SGL
1 Zero Span
1Rm Clrw
30 dBm
20 dBm
10 dBm
0 dBm
-10 dBm
-20 dBm
-30 dBm
-40 dBm
-60 dBm
CF 2.48 GHz
30000 pts
91.1 ms/
Ready
10:06:34 13.02.2025

4 Appendix A.4 : Hopping Sequence

Test Mode	Antenna	Channel	Hop. [Num.]	Limit [Num.]	Band Use [%]	Limit [%]	Verdict
DH5	Ant1	Hop_2402	79	15	95.60	70	PASS
		Hop_2480	79	15	95.60	70	PASS
2DH5	Ant1	Hop_2402	79	15	96.20	70	PASS
		Hop_2480	79	15	96.20	70	PASS
3DH5	Ant1	Hop_2402	79	15	96.20	70	PASS
		Hop_2480	79	15	96.20	70	PASS

DH5_Ant1_Hop_2402

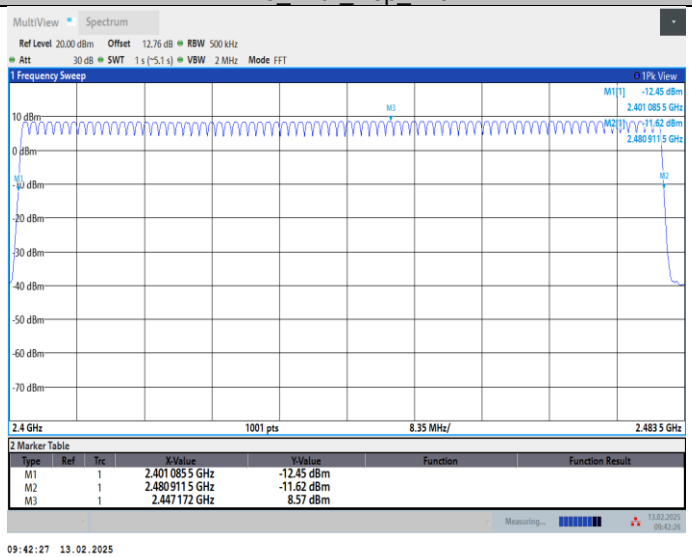

DH5_Ant1_Hop_2480

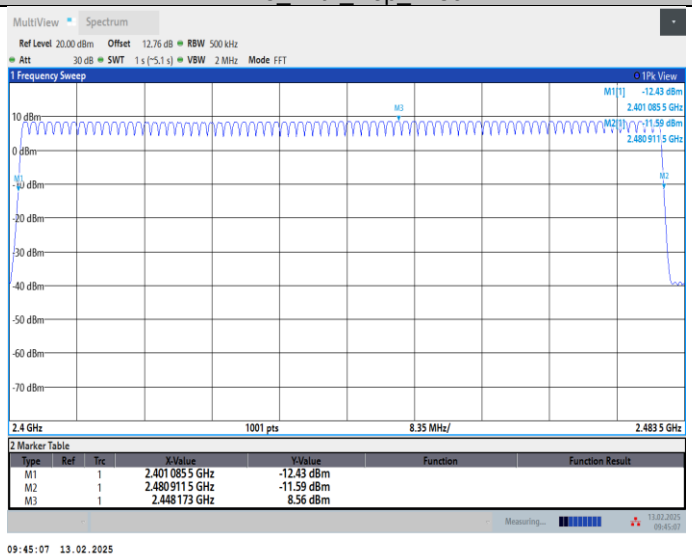

2DH5_Ant1_Hop_2402

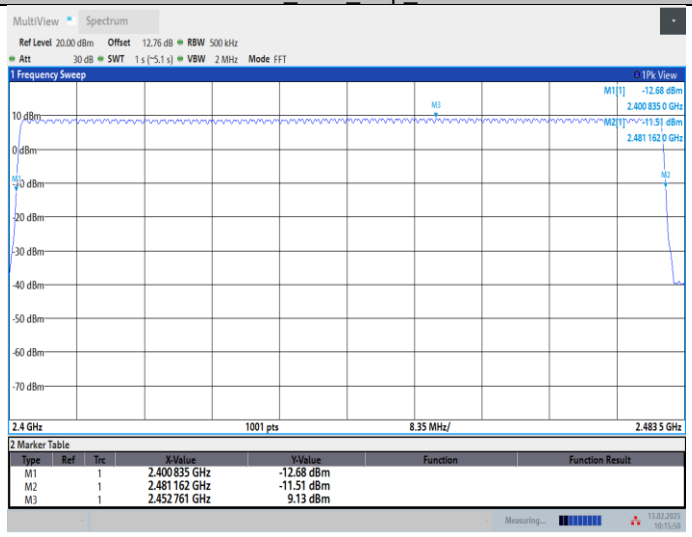

10:15:51 13.02.2025

2DH5_Ant1_Hop_2480

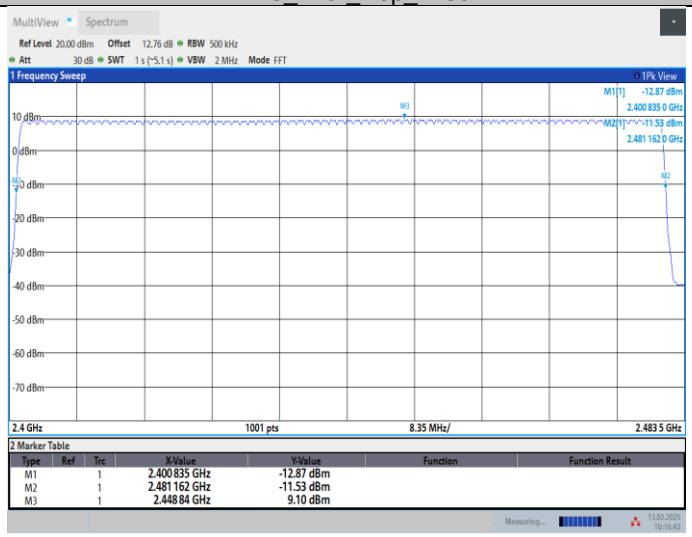

10:16:42 13.02.2025

3DH5_Ant1_Hop_2402

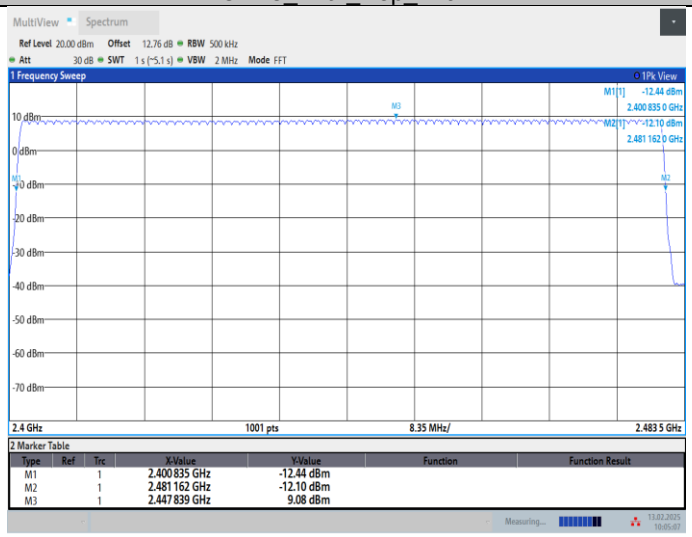

10:05:08 13.02.2025

3DH5_Ant1_Hop_2480

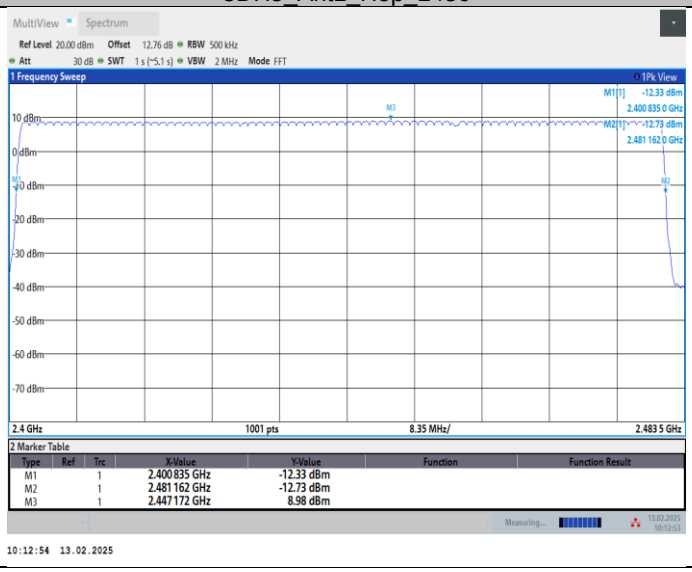

5 Appendix A.5: Hopping Frequency Separation

Test Mode	Antenna	Channel	Result [MHz]	Limit [MHz]	Verdict
DH5	Ant1	Hop	1.002	0.100	PASS
2DH5	Ant1	Hop	1.000	0.100	PASS
3DH5	Ant1	Hop	1.004	0.100	PASS

DH5_Ant1_Hop

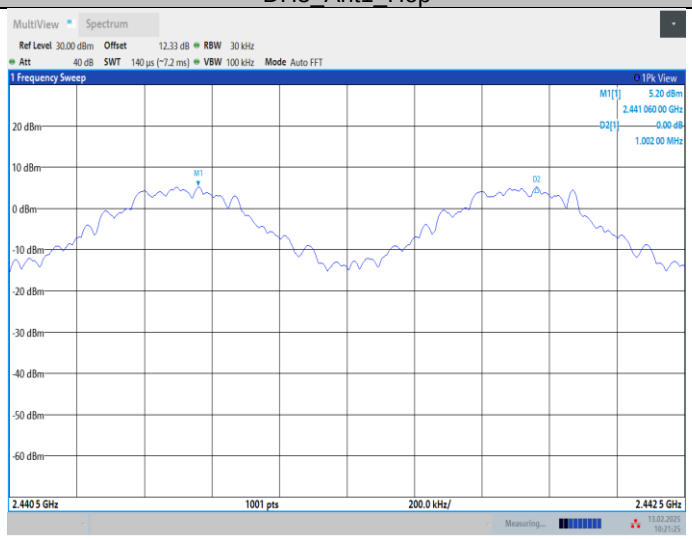

10:21:27 13.02.2025

2DH5_Ant1_Hop

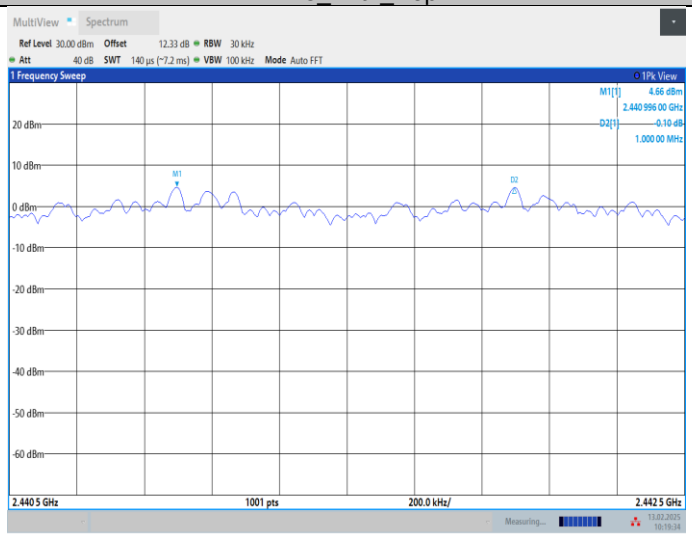

10:19:34 13.02.2025

3DH5_Ant1_Hop
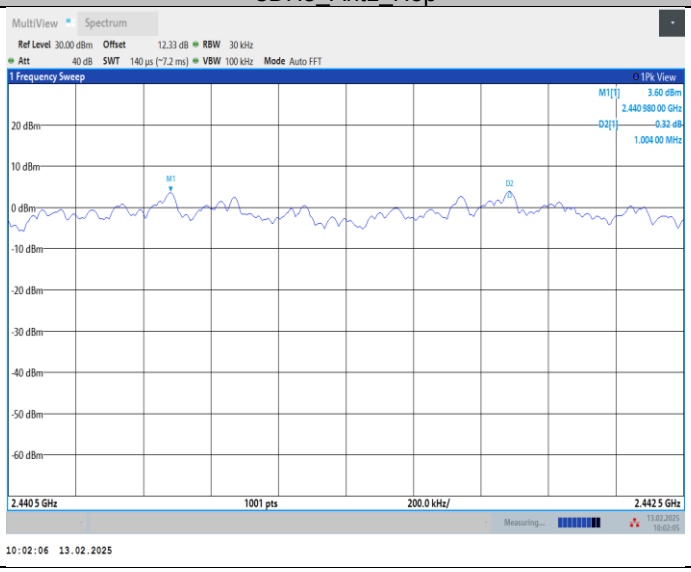

6 Appendix A.6: Occupied Channel Bandwidth

Test Mode	Antenna	Channel	OCB [MHz]	FL [MHz]	FH [MHz]	Limit [MHz]	Verdict
DH1	Ant1	2402	0.840	2401.5890	2402.4287	2400 to 2483.5	PASS
		2480	0.848	2479.5828	2480.4307	2400 to 2483.5	PASS
DH5	Ant1	2402	0.859	2401.5735	2402.4323	2400 to 2483.5	PASS
		2480	0.864	2479.5708	2480.4348	2400 to 2483.5	PASS
2DH1	Ant1	2402	1.161	2401.4118	2402.5731	2400 to 2483.5	PASS
		2480	1.161	2479.4116	2480.5727	2400 to 2483.5	PASS
2DH5	Ant1	2402	1.192	2401.4076	2402.5996	2400 to 2483.5	PASS
		2480	1.196	2479.4066	2480.6025	2400 to 2483.5	PASS
3DH1	Ant1	2402	1.159	2401.4335	2402.5927	2400 to 2483.5	PASS
		2480	1.162	2479.4322	2480.5938	2400 to 2483.5	PASS
3DH5	Ant1	2402	1.201	2401.4027	2402.6039	2400 to 2483.5	PASS
		2480	1.201	2479.4030	2480.6038	2400 to 2483.5	PASS

DH1_Ant1_2402

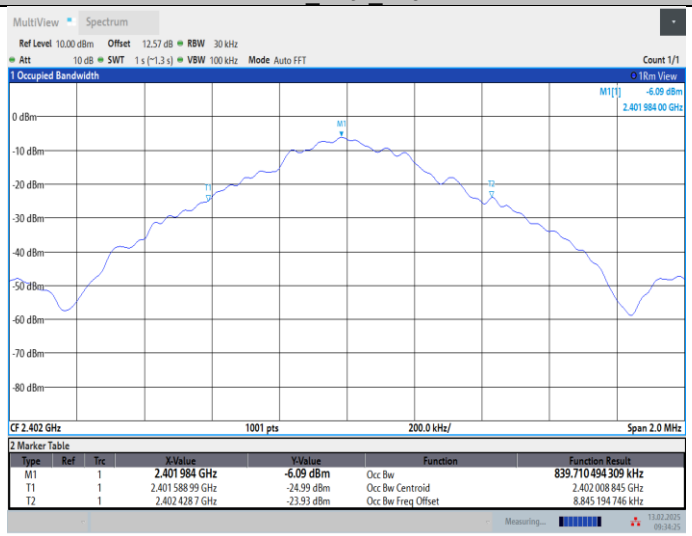

09:34:25 13.02.2025

DH1_Ant1_2480

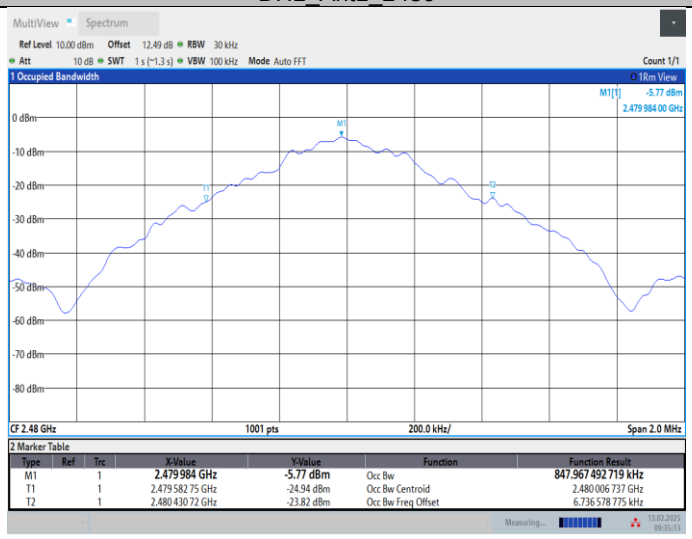

09:35:13 13.02.2025

DH5_Ant1_2402

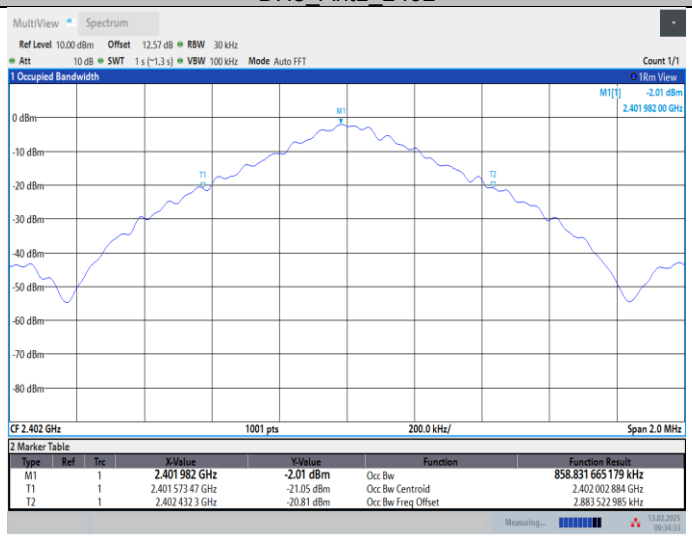

09:34:33 13.02.2025

DH5_Ant1_2480

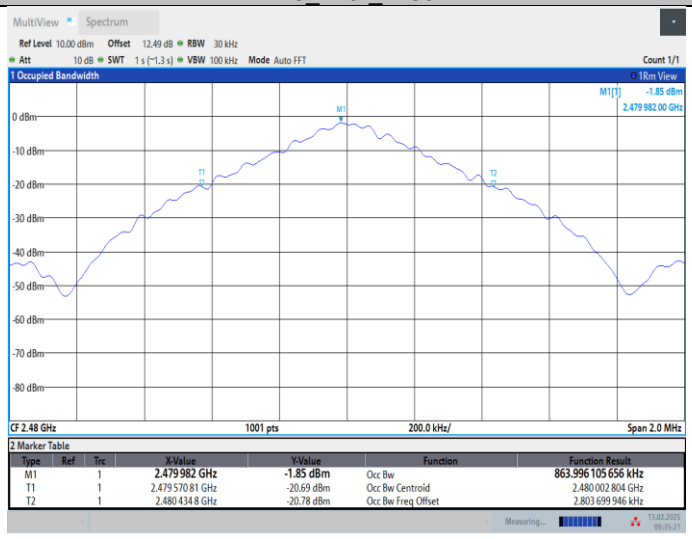

09:35:22 13.02.2025

2DH1_Ant1_2402

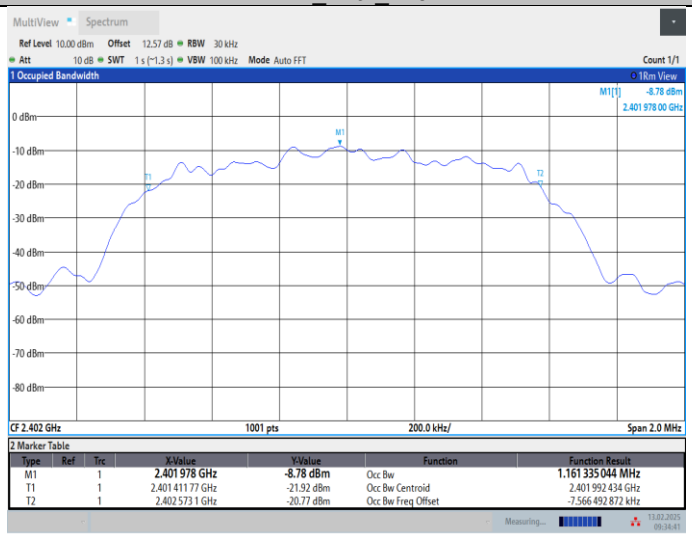

09:34:41 13.02.2025

2DH1_Ant1_2480

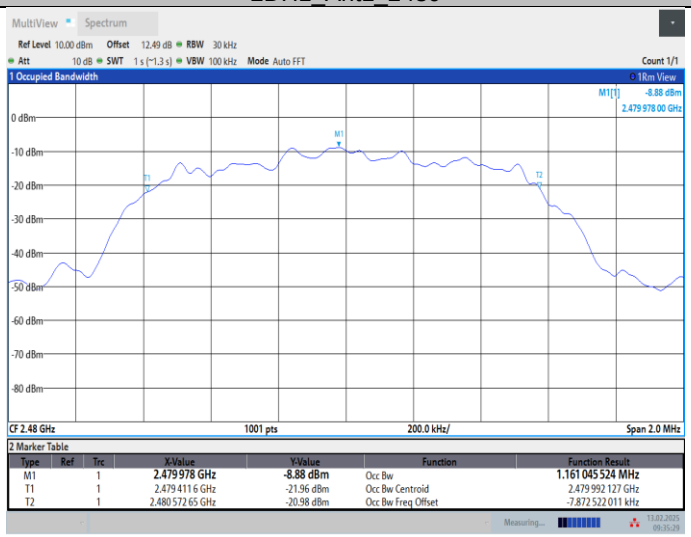

09:35:30 13.02.2025

2DH5_Ant1_2402

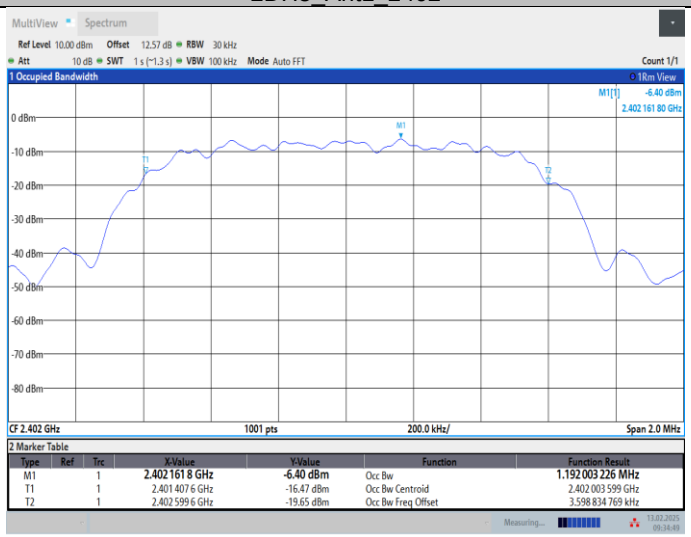

09:34:49 13.02.2025

2DH5_Ant1_2480

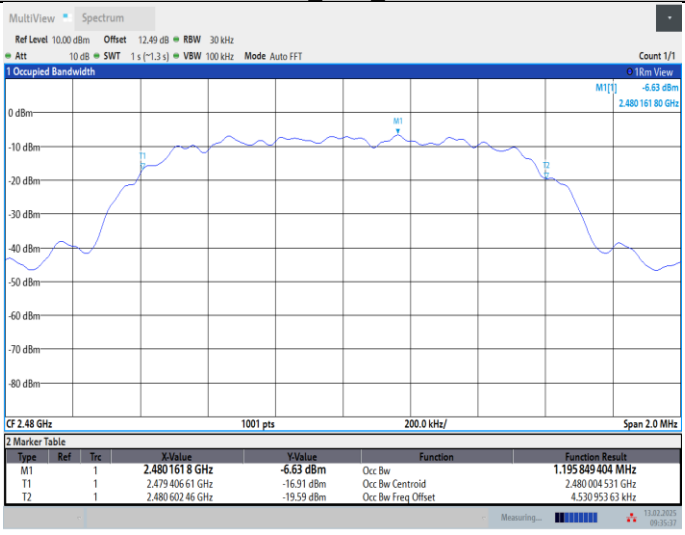

09:35:38 13.02.2025

3DH1_Ant1_2402

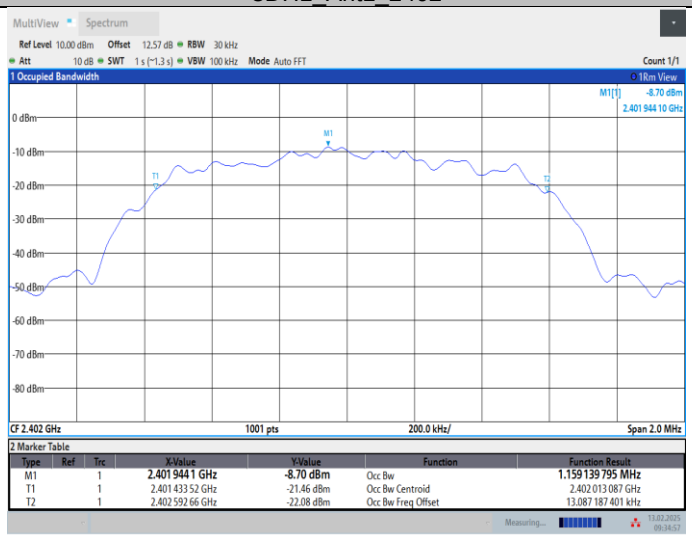

09:34:57 13.02.2025

3DH1_Ant1_2480

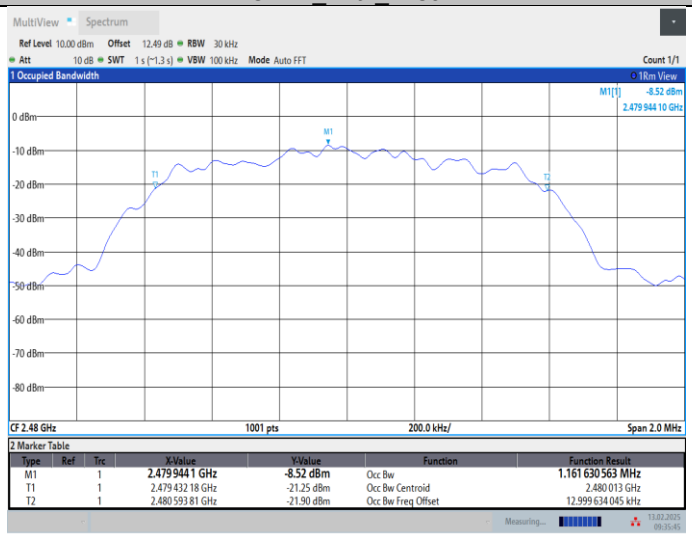

09:35:46 13.02.2025

3DH5_Ant1_2402

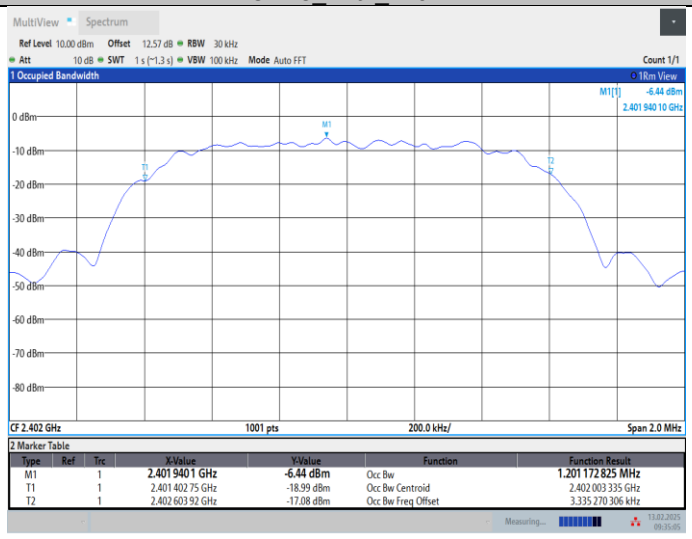

09:35:05 13.02.2025

3DH5_Ant1_2480

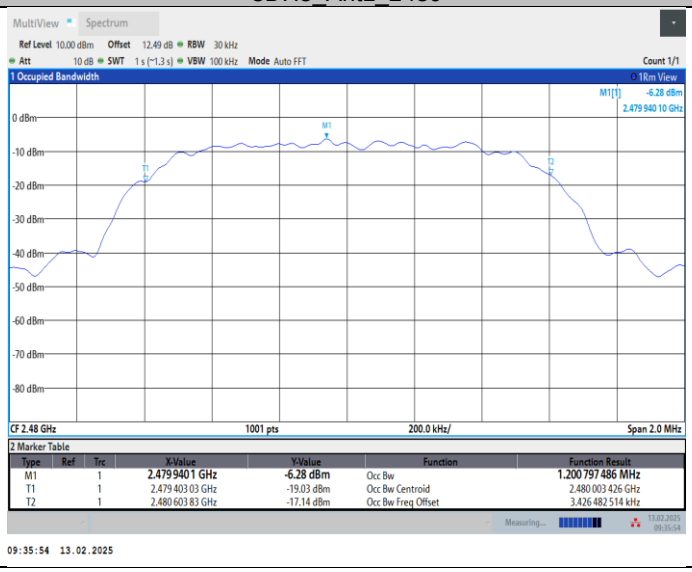

7 Appendix A.7 : Tx unwanted emissions in the out-of-band domain

Test Mode	Antenna	Channel	Freq. [MHz]	Level [dBm]	Limit [dBm]	Verdict
DH5	Ant1	Hop	2398.500	-52.81	-20.00	PASS
			2399.500	-63.91	-10.00	PASS
			2484.000	-51.59	-10.00	PASS
			2485.000	-56.76	-20.00	PASS
2DH5	Ant1	Hop	2398.108	-51.49	-20.00	PASS
			2398.304	-50.05	-20.00	PASS
			2399.304	-47.24	-10.00	PASS
			2399.500	-46.68	-10.00	PASS
			2484.000	-51.10	-10.00	PASS
			2484.196	-48.62	-10.00	PASS
			2485.196	-51.76	-20.00	PASS
			2485.392	-52.09	-20.00	PASS
3DH5	Ant1	Hop	2398.098	-51.02	-20.00	PASS
			2398.299	-51.99	-20.00	PASS
			2399.299	-46.24	-10.00	PASS
			2399.500	-46.91	-10.00	PASS
			2484.00	-51.59	-10.00	PASS
			2484.201	-51.81	-10.00	PASS
			2485.201	-51.44	-20.00	PASS
			2485.402	-50.50	-20.00	PASS

DH5_Ant1_Hop_2400MHz-2BW to 2400MHz

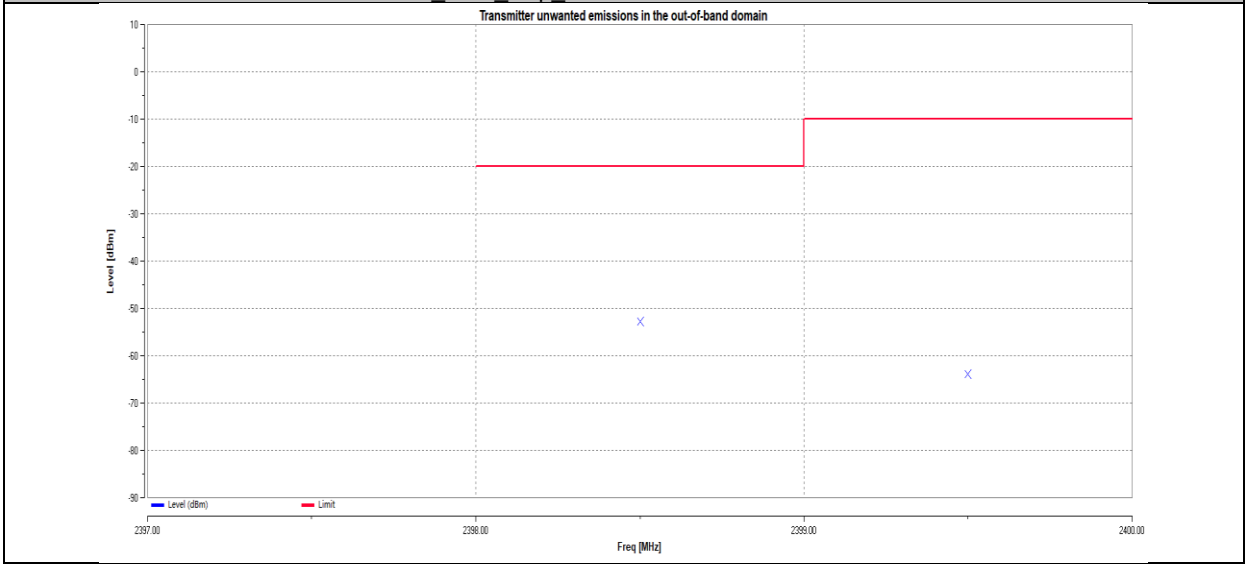

DH5_Ant1_Hop_2483.5MHz to 2483.5MHz+2BW

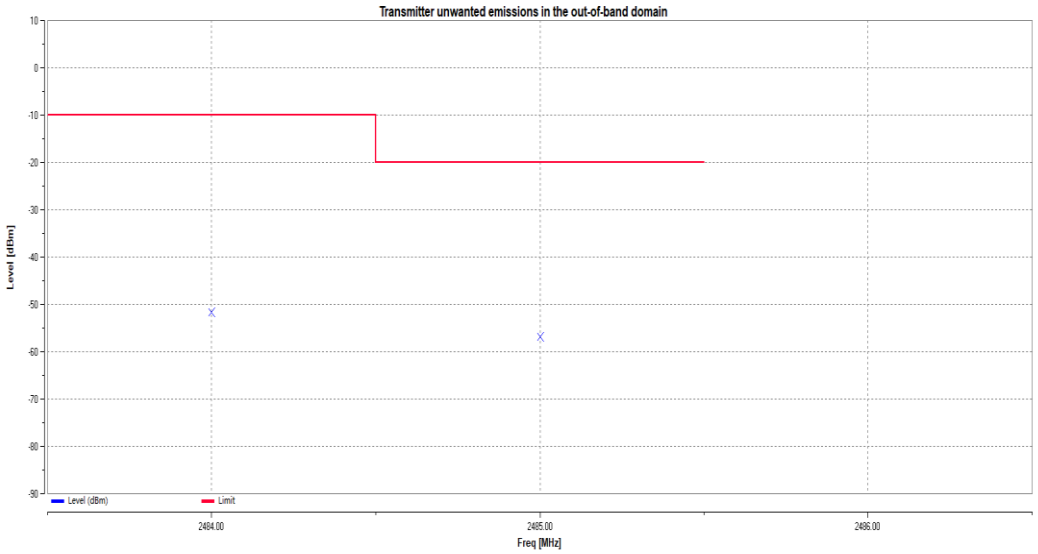

2DH5_Ant1_Hop_2400MHz-2BW to 2400MHz

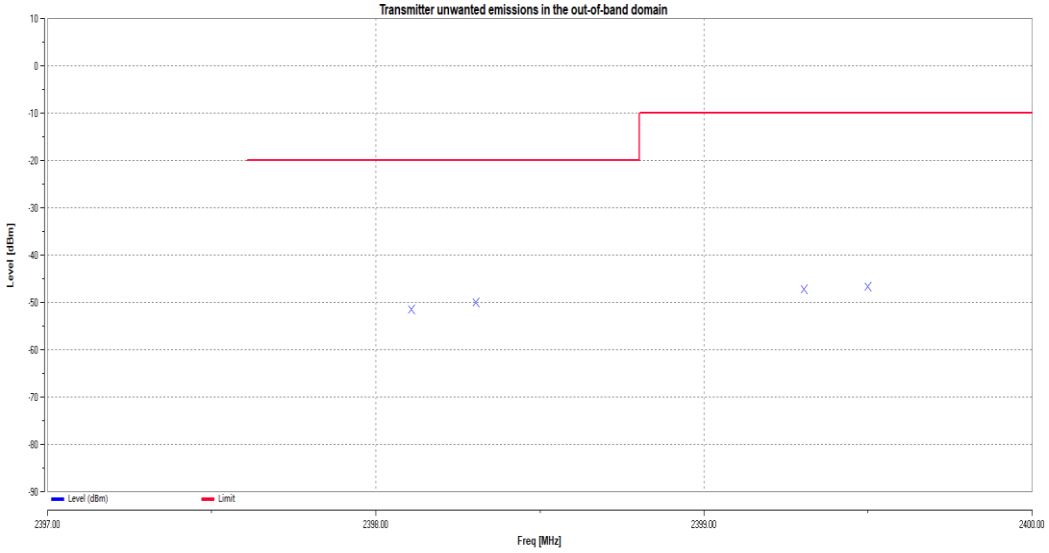

2DH5_Ant1_Hop_2483.5MHz to 2483.5MHz+2BW

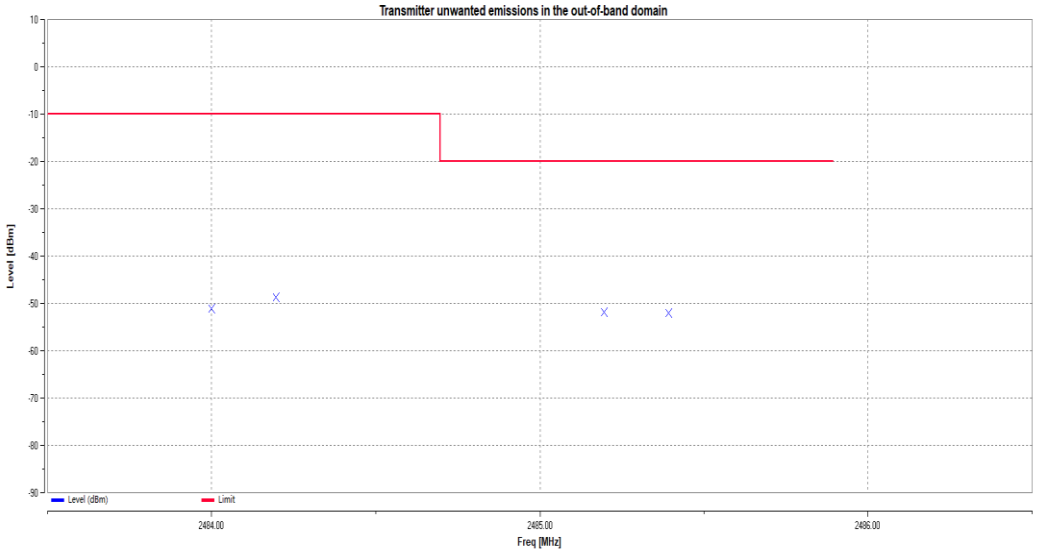

3DH5_Ant1_Hop_2400MHz-2BW to 2400MHz

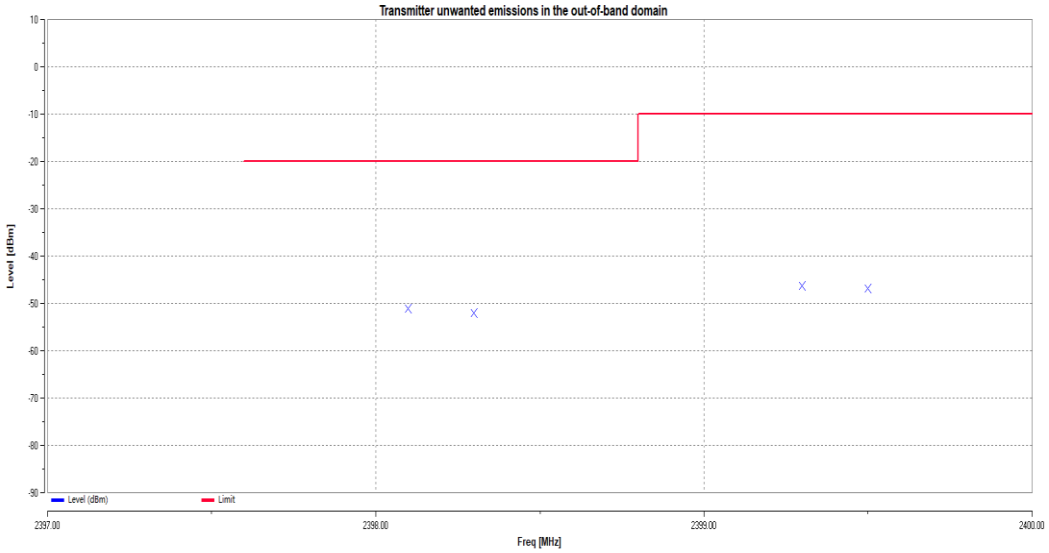

3DH5_Ant1_Hop_2483.5MHz to 2483.5MHz+2BW

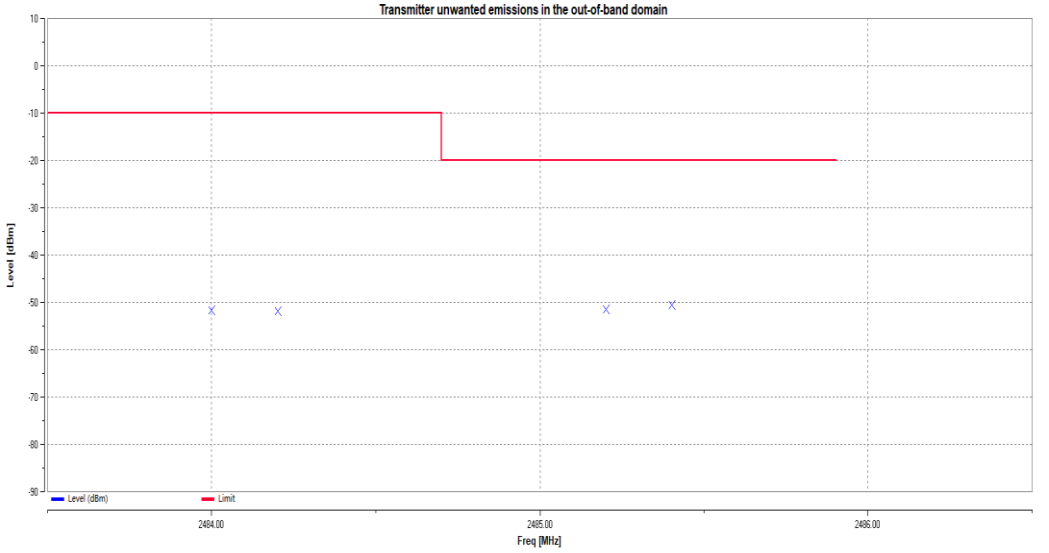

8 Appendix A.8: Adaptivity

TestMode	Antenna	Channel	Max.COT [ms]	Limit [ms]	Min.Idel Time [ms]	Limit [ms]	Verdict
DH5	Ant1	Hop_2402	2.885	40	3.365	0.144	PASS
		Hop_2480	2.885	40	3.365	0.144	PASS

TestMode	Antenna	Channel	Add Signal Type	Add Signal Time [ms]	Add Signal Level [dbm]	Max. Short Time [%]	Limit [%]	Verdict
DH5	Ant1	Hop_2402	AWGN	3000	-58.15	0.00	10	PASS
			CW	66000	-31.73	0.00	10	PASS
		Hop_2480	AWGN	3000	-58.15	0.00	10	PASS
			CW	66000	-31.73	0.00	10	PASS

DH5_Ant1_Hop_2402

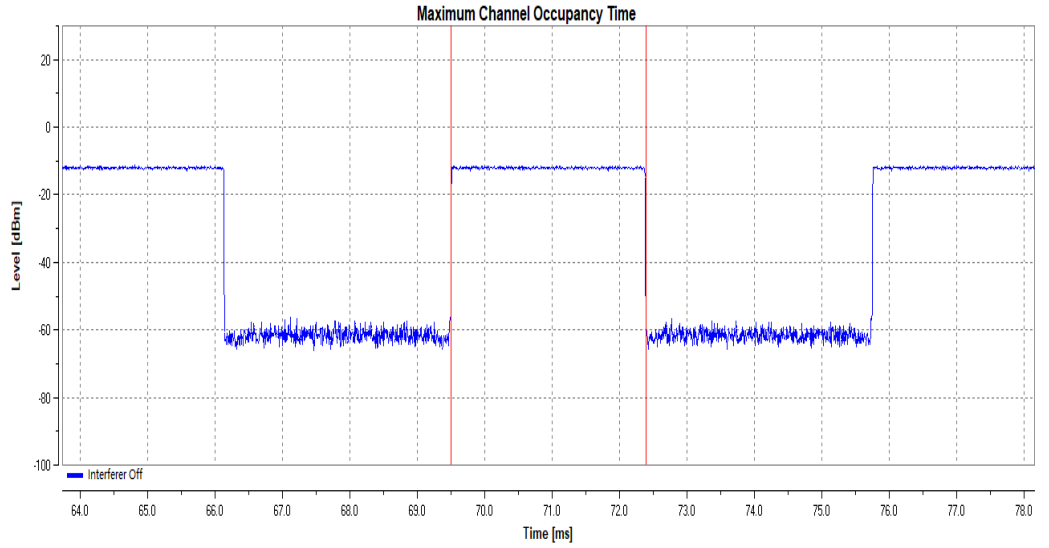

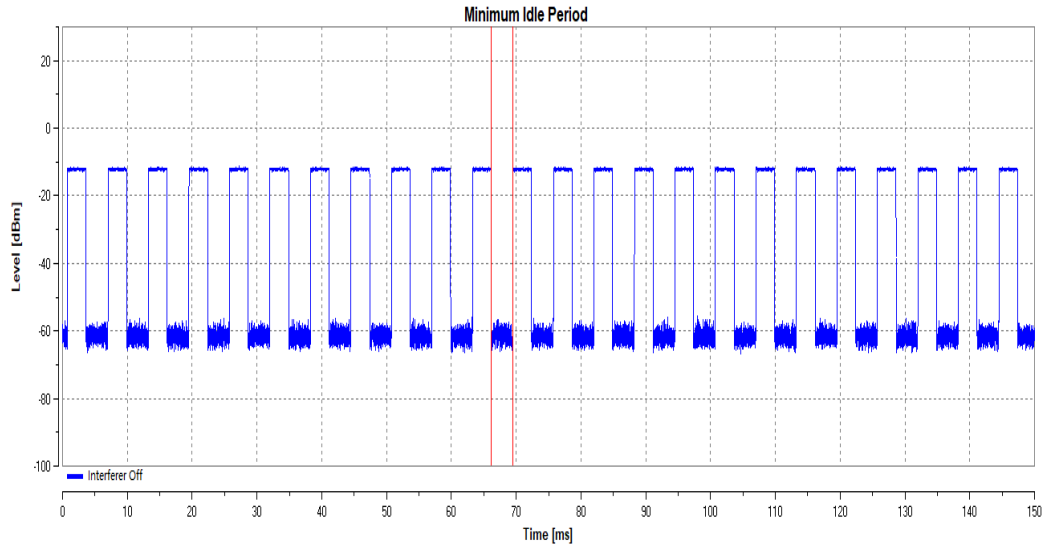

DH5_Ant1_Hop_2480

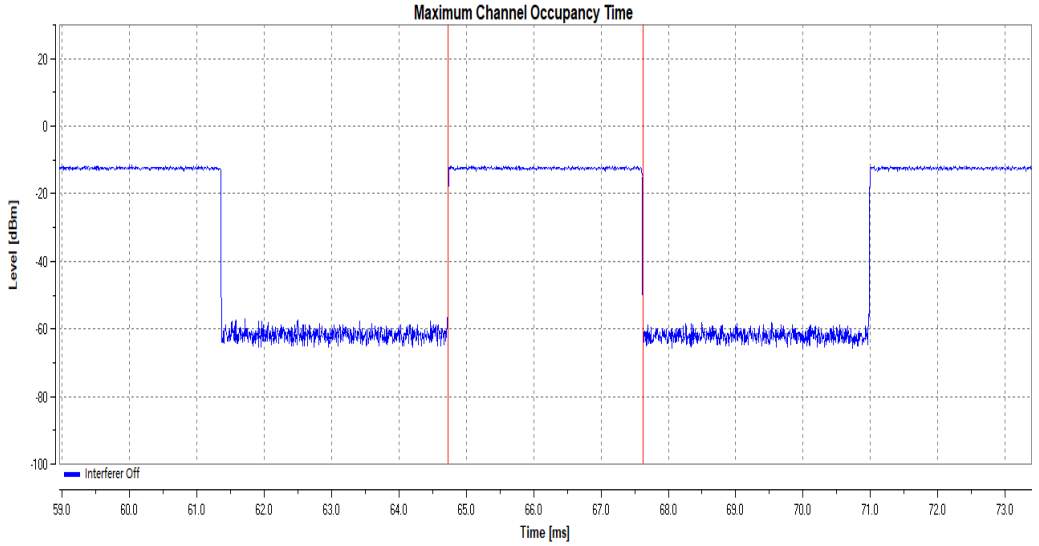

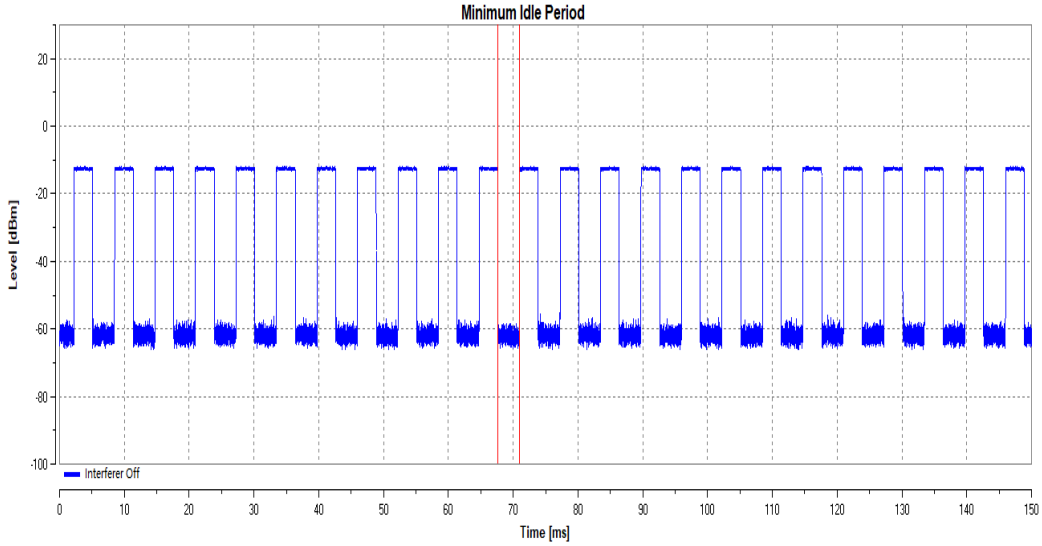

DH5_Ant1_Hop_2402

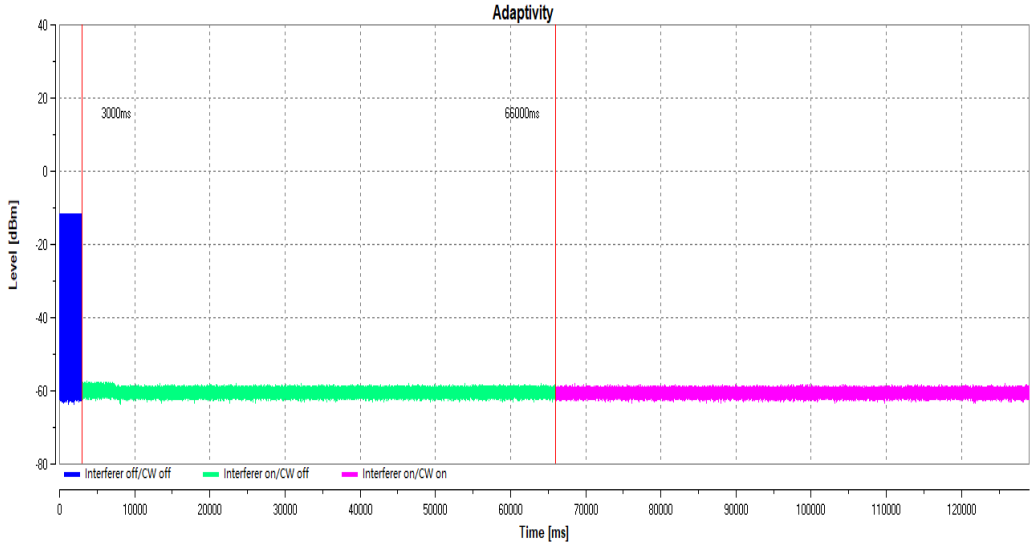

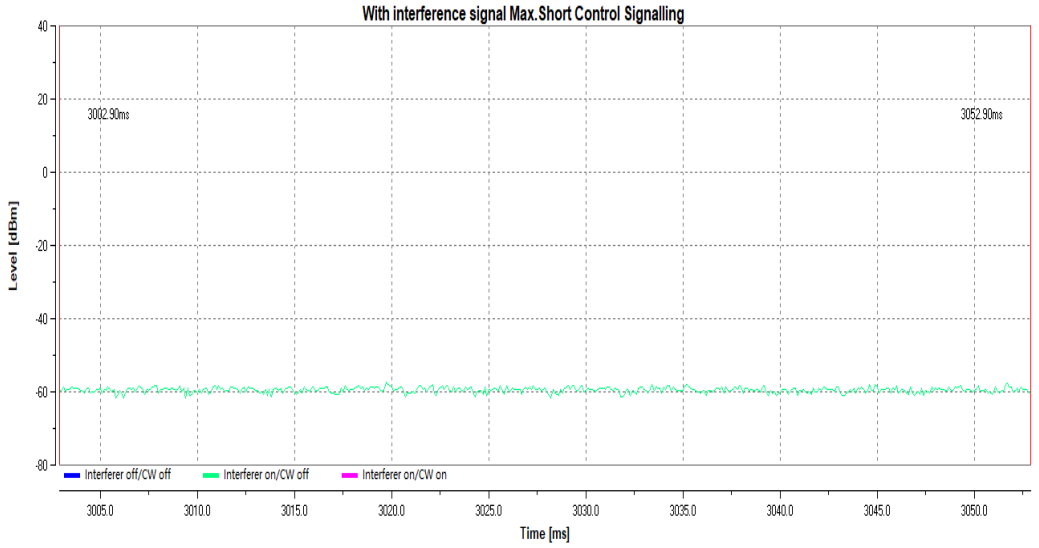

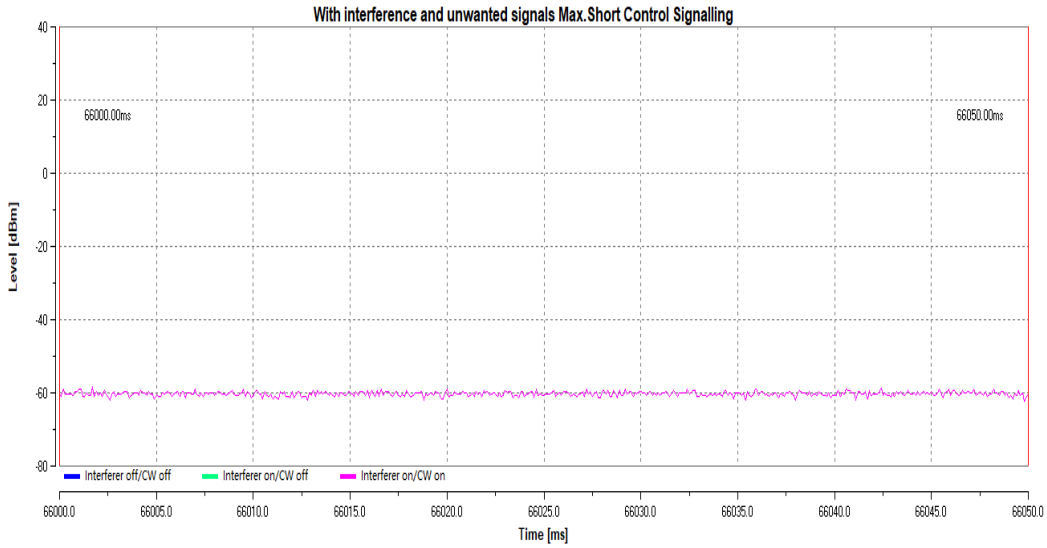

DH5_Ant1_Hop_2480

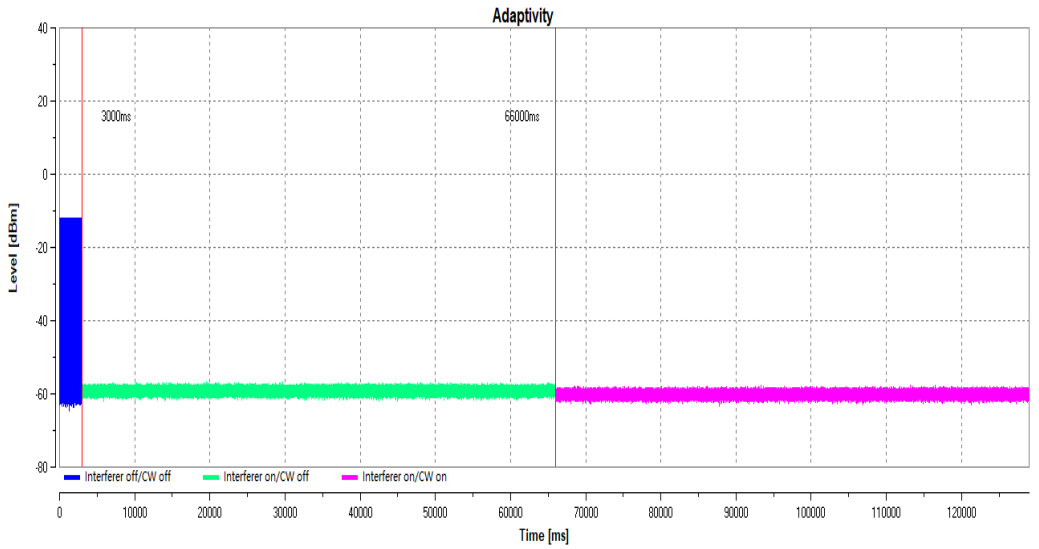

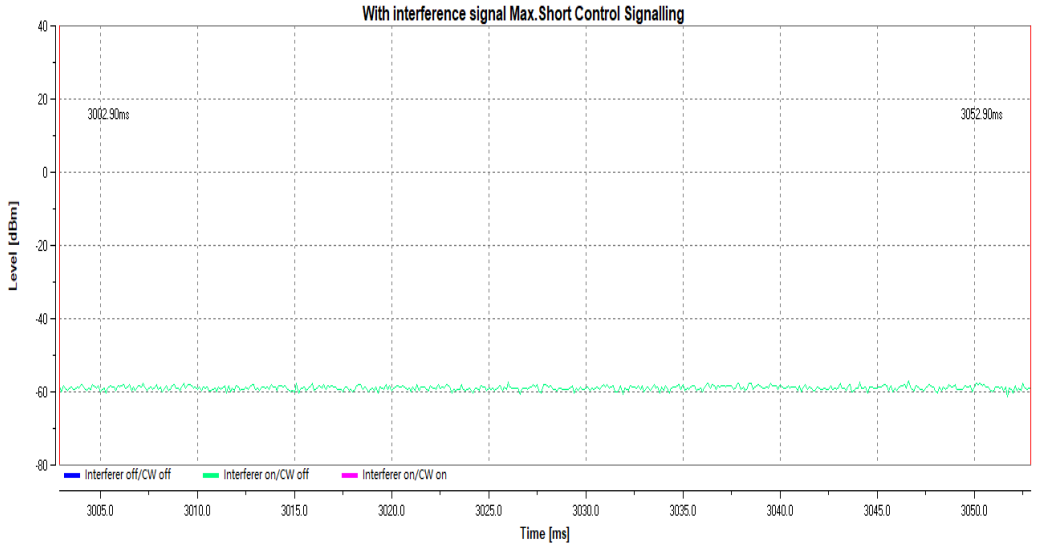
With interference signal Max.Short Control Signalling
3002.90ms
3052.90ms
Level [dBm]
Interferer off/CW off
Interferer on/CW off
Interferer on/CW on
Time [ms]

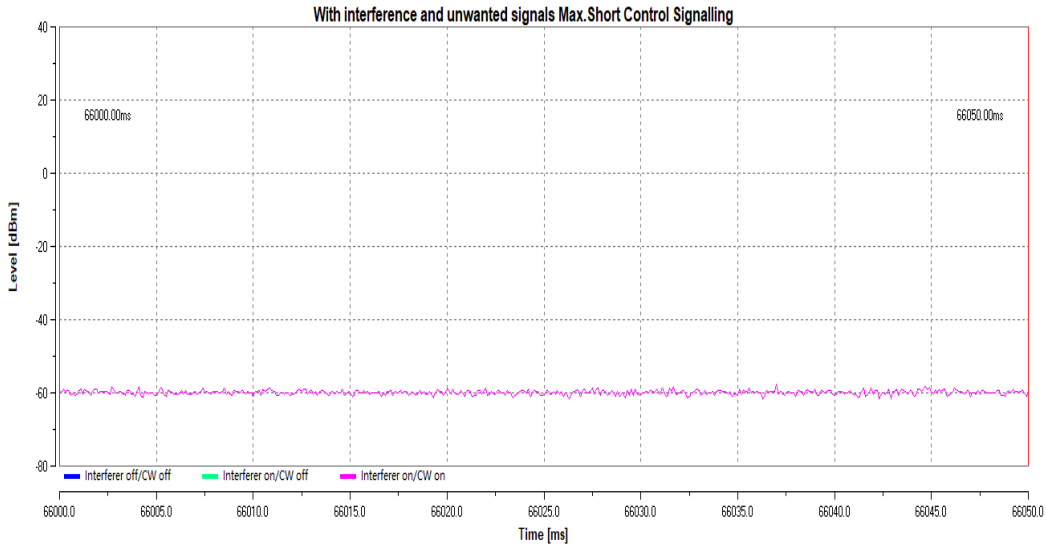
With interference and unwanted signals Max.Short Control Signalling
66000.00ms
66050.00ms
Level [dBm]
Interferer off/CW off
Interferer on/CW off
Interferer on/CW on
Time [ms]

9 Appendix A.10: Test Plots of Transmitter Unwanted Emission in the spurious domain

Note: The EUT without antenna connector.

Test Date:	2025-01-24	**Tested By**:	Zhong Nan
EUT:	Table Wireless Speaker	**Model Number**:	EDF100092
Test Mode:	DH5 2402MHz TX Mode	**Power Supply**:	AC 230V/50Hz
Condition:	Temp:23.0°C;Humi:42.7%	**Test Site**:	DDT 3# Chamber
File Path:	d:\ts\2024 report data\Q25011512-1E\CE BELOW1G BT\25		
Memo:	Sample Number:S25011512-001 Power Setting:NA		

Test Graph

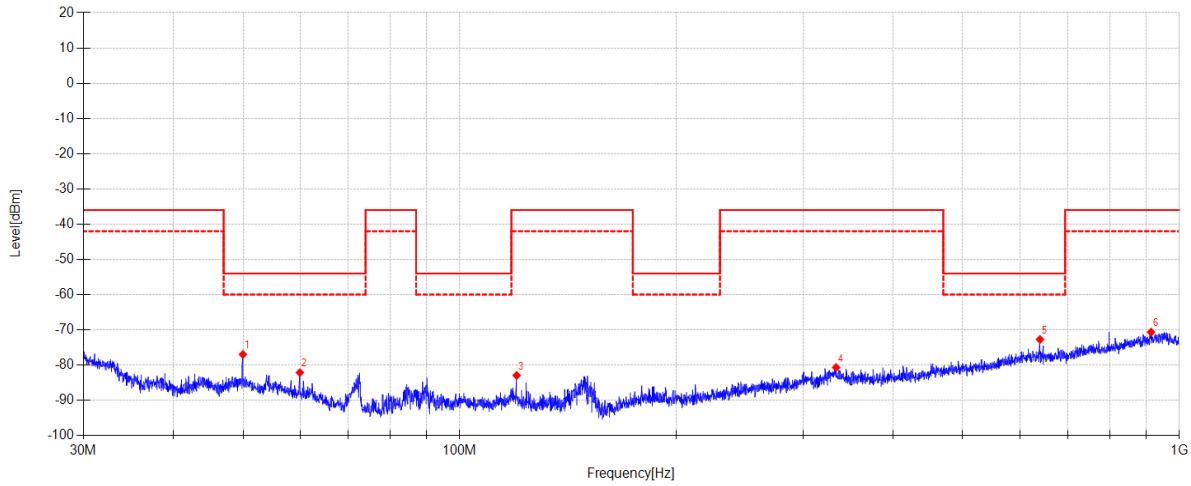

Data List

NO.	Freq. [MHz]	Reading [dBµV/m]	Factor [dB]	Level [dBm]	Limit [dBm]	Margin [dB]	Detector	Polarity	Type
1	49.981	33.05	-110.02	-76.97	-54.00	22.97	PK	Horizontal	ERP
2	59.977	30.35	-112.46	-82.11	-54.00	28.11	PK	Horizontal	ERP
3	119.991	33.41	-116.34	-82.93	-36.00	46.93	PK	Horizontal	ERP
4	333.526	29.11	-109.79	-80.68	-36.00	44.68	PK	Horizontal	ERP
5	640.219	30.51	-103.21	-72.70	-54.00	18.70	PK	Horizontal	ERP
6	913.519	27.83	-98.47	-70.64	-36.00	34.64	PK	Horizontal	ERP

Note:
1. Level = Reading + Factor.
2. Factor = Antenna Factor + Cable Loss - Preamp Gain + Site Loss Factor - 107.
3. Test setup: RBW: 100 kHz, VBW: 300 kHz, Sweep time: auto.

Test Date:	2025-01-24	**Tested By**:	Zhong Nan
EUT:	Table Wireless Speaker	**Model Number**:	EDF100092
Test Mode:	DH5 2402MHz TX Mode	**Power Supply**:	AC 230V/50Hz
Condition:	Temp:23.0°C;Humi:42.7%	**Test Site**:	DDT 3# Chamber
File Path:	d:\ts\2024 report data\Q25011512-1E\CE BELOW1G BT\26		
Memo:	Sample Number:S25011512-001 Power Setting:NA		

Test Graph

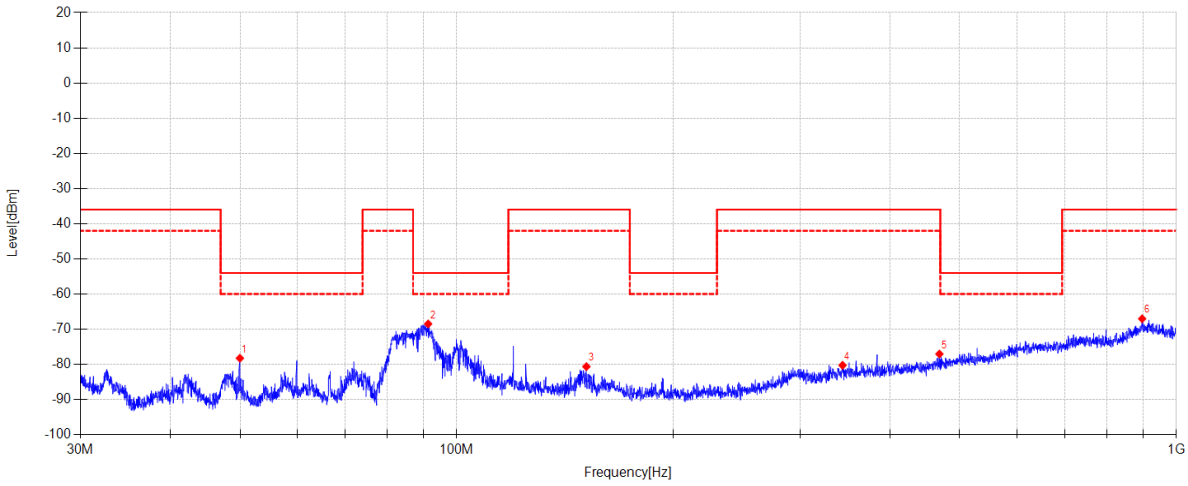

Data List

NO.	Freq. [MHz]	Reading [dBµV/m]	Factor [dB]	Level [dBm]	Limit [dBm]	Margin [dB]	Detector	Polarity	Type
1	49.981	36.59	-114.82	-78.23	-54.00	24.23	PK	Vertical	ERP
2	91.282	43.25	-111.73	-68.48	-54.00	14.48	PK	Vertical	ERP
3	151.442	33.01	-113.63	-80.62	-36.00	44.62	PK	Vertical	ERP
4	343.735	27.29	-107.53	-80.24	-36.00	44.24	PK	Vertical	ERP
5	468.619	28.09	-105.12	-77.03	-36.00	41.03	PK	Vertical	ERP
6	896.387	28.31	-95.32	-67.01	-36.00	31.01	PK	Vertical	ERP

Note:
1. Level = Reading + Factor.
2. Factor = Antenna Factor + Cable Loss - Preamp Gain + Site Loss Factor - 107.
3. Test setup: RBW: 100 kHz, VBW: 300 kHz, Sweep time: auto.

Test Date:	2025-01-24	**Tested By**:	Zhong Nan
EUT:	Table Wireless Speaker	**Model Number**:	EDF100092
Test Mode:	DH5 2480MHz TX Mode	**Power Supply**:	AC 230V/50Hz
Condition:	Temp:23.0°C;Humi:42.7%	**Test Site**:	DDT 3# Chamber
File Path:	d:\ts\2024 report data\Q25011512-1E\CE BELOW1G BT\27		
Memo:	Sample Number:S25011512-001 Power Setting:NA		

Test Graph

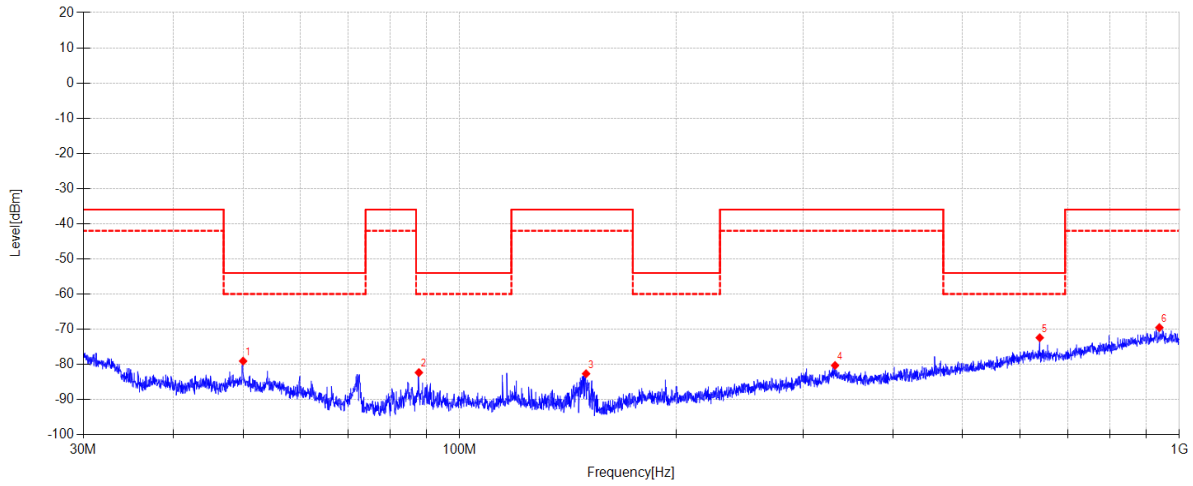

Data List

NO.	Freq. [MHz]	Reading [dBµV/m]	Factor [dB]	Level [dBm]	Limit [dBm]	Margin [dB]	Detector	Polarity	Type
1	50.016	30.97	-110.02	-79.05	-54.00	25.05	PK	Horizontal	ERP
2	87.767	34.61	-116.92	-82.31	-54.00	28.31	PK	Horizontal	ERP
3	149.857	35.60	-118.24	-82.64	-36.00	46.64	PK	Horizontal	ERP
4	332.359	29.54	-109.82	-80.28	-36.00	44.28	PK	Horizontal	ERP
5	639.770	30.80	-103.21	-72.41	-54.00	18.41	PK	Horizontal	ERP
6	938.186	28.27	-97.79	-69.52	-36.00	33.52	PK	Horizontal	ERP

Note:
1. Level = Reading + Factor.
2. Factor = Antenna Factor + Cable Loss - Preamp Gain + Site Loss Factor - 107.
3. Test setup: RBW: 100 kHz, VBW: 300 kHz, Sweep time: auto.

Test Date:	2025-01-24	**Tested By**:	Zhong Nan
EUT:	Table Wireless Speaker	**Model Number**:	EDF100092
Test Mode:	DH5 2480MHz TX Mode	**Power Supply**:	AC 230V/50Hz
Condition:	Temp:23.0°C;Humi:42.7%	**Test Site**:	DDT 3# Chamber
File Path:	d:\ts\2024 report data\Q25011512-1E\CE BELOW1G BT\28		
Memo:	Sample Number:S25011512-001 Power Setting:NA		

Test Graph

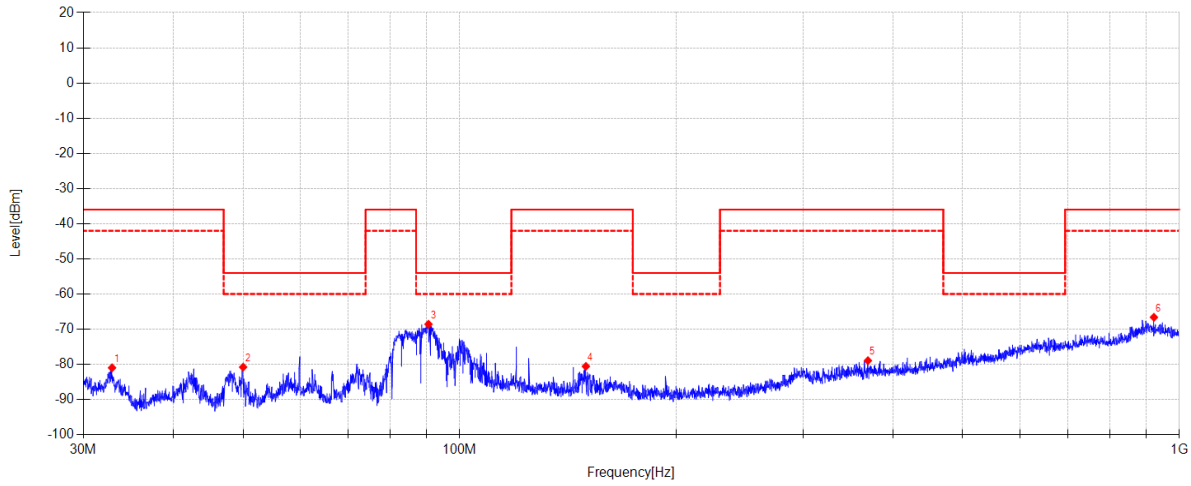

Data List

NO.	Freq. [MHz]	Reading [dBµV/m]	Factor [dB]	Level [dBm]	Limit [dBm]	Margin [dB]	Detector	Polarity	Type
1	32.886	35.45	-116.40	-80.95	-36.00	44.95	PK	Vertical	ERP
2	50.016	34.05	-114.82	-80.77	-54.00	26.77	PK	Vertical	ERP
3	90.517	43.31	-111.88	-68.57	-54.00	14.57	PK	Vertical	ERP
4	149.752	33.07	-113.62	-80.55	-36.00	44.55	PK	Vertical	ERP
5	369.219	28.20	-107.12	-78.92	-36.00	42.92	PK	Vertical	ERP
6	921.884	28.81	-95.40	-66.59	-36.00	30.59	PK	Vertical	ERP

Note:
1. Level = Reading + Factor.
2. Factor = Antenna Factor + Cable Loss - Preamp Gain + Site Loss Factor - 107.
3. Test setup: RBW: 100 kHz, VBW: 300 kHz, Sweep time: auto.

Test Date:	2025-01-22	**Tested By**:	Zhong Nan
EUT:	Table Wireless Speaker	**Model Number**:	EDF100092
Test Mode:	DH5 2402MHz TX Mode	**Power Supply**:	AC 230V/50Hz
Condition:	Temp:23.0°C;Humi:42.7%	**Test Site**:	DDT 3# Chamber
File Path:	d:\ts\2024 report data\Q25011512-1E\CE ABOVE1G BT\9		
Memo:	Sample Number:S25011512-001 Power Setting:NA		

Test Graph

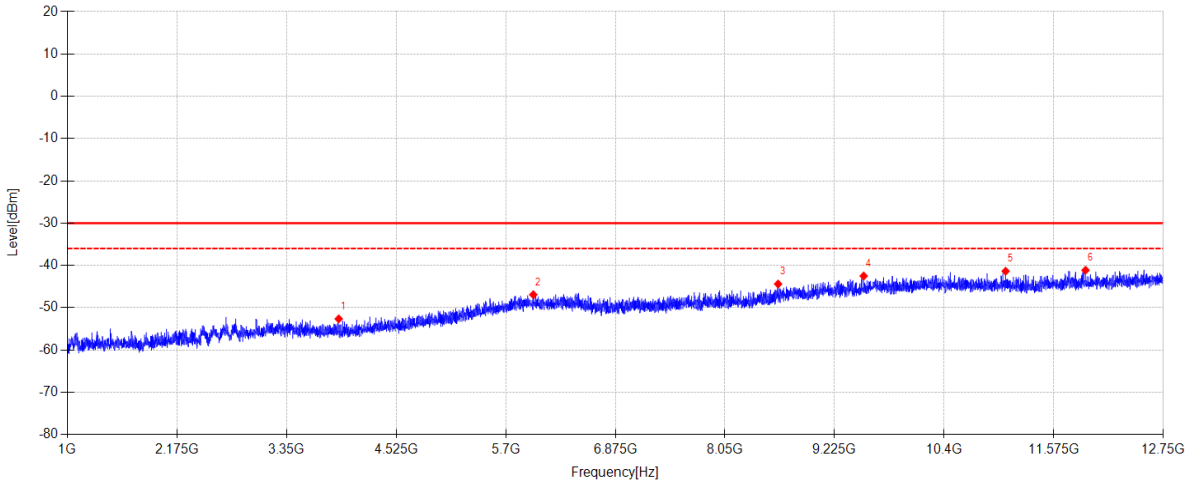

Data List

NO.	Freq. [MHz]	Reading [dBµV/m]	Factor [dB]	Level [dBm]	Limit [dBm]	Margin [dB]	Detector	Polarity	Type
1	3909.300	48.09	-100.72	-52.63	**-30.00**	22.63	PK	Horizontal	EIRP
2	5994.925	46.65	-93.57	-46.92	**-30.00**	16.92	PK	Horizontal	EIRP
3	8619.875	46.26	-90.65	-44.39	**-30.00**	14.39	PK	Horizontal	EIRP
4	9537.550	46.13	-88.63	-42.50	**-30.00**	12.50	PK	Horizontal	EIRP
5	11059.175	46.71	-88.07	-41.36	**-30.00**	11.36	PK	Horizontal	EIRP
6	11915.750	46.78	-87.91	-41.13	**-30.00**	11.13	PK	Horizontal	EIRP

Note:
1. Level = Reading + Factor.
2. Factor = Antenna Factor + Cable Loss + Filter Factor - Preamp Gain + Site Loss Factor - 107.
3. Test setup: RBW: 1 MHz, VBW: 3 MHz, Sweep time: auto.

Test Date:	2025-01-22	**Tested By**:	Zhong Nan
EUT:	Table Wireless Speaker	**Model Number**:	EDF100092
Test Mode:	DH5 2402MHz TX Mode	**Power Supply**:	AC 230V/50Hz
Condition:	Temp:23.0°C;Humi:42.7%	**Test Site**:	DDT 3# Chamber
File Path:	d:\ts\2024 report data\Q25011512-1E\CE ABOVE1G BT\10		
Memo:	Sample Number:S25011512-001 Power Setting:NA		

Test Graph

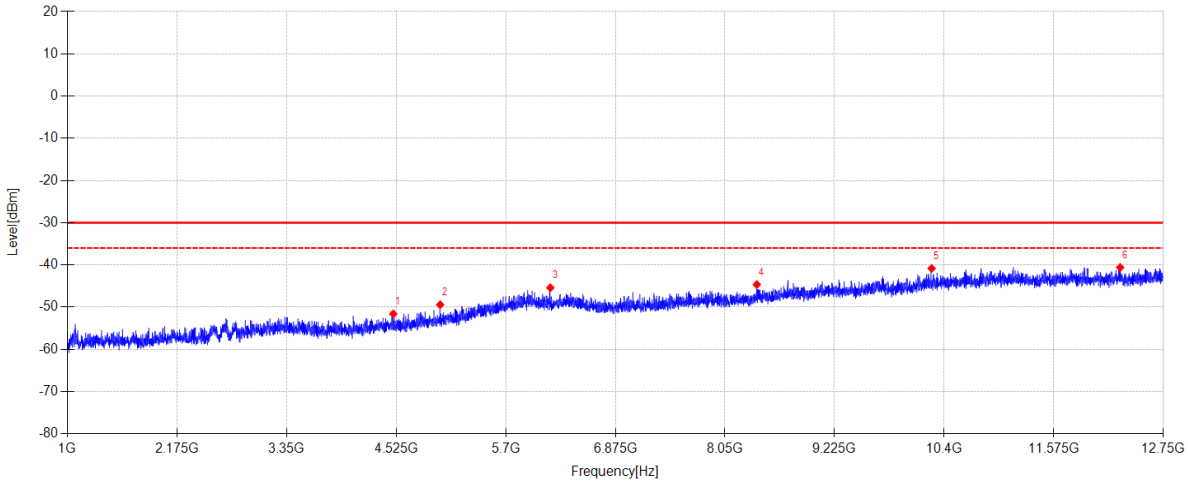

Data List

NO.	Freq. [MHz]	Reading [dBµV/m]	Factor [dB]	Level [dBm]	Limit [dBm]	Margin [dB]	Detector	Polarity	Type
1	4494.450	47.85	-99.44	-51.59	**-30.00**	21.59	PK	Vertical	EIRP
2	4997.350	48.82	-98.24	-49.42	**-30.00**	19.42	PK	Vertical	EIRP
3	6178.225	48.40	-93.80	-45.40	**-30.00**	15.40	PK	Vertical	EIRP
4	8391.925	46.66	-91.30	-44.64	**-30.00**	14.64	PK	Vertical	EIRP
5	10266.050	47.20	-88.03	-40.83	**-30.00**	10.83	PK	Vertical	EIRP
6	12287.050	46.86	-87.46	-40.60	**-30.00**	10.60	PK	Vertical	EIRP

Note:
1. Level = Reading + Factor.
2. Factor = Antenna Factor + Cable Loss + Filter Factor - Preamp Gain + Site Loss Factor - 107.
3. Test setup: RBW: 1 MHz, VBW: 3 MHz, Sweep time: auto.

Test Date:	2025-01-22	**Tested By**:	Zhong Nan
EUT:	Table Wireless Speaker	**Model Number**:	EDF100092
Test Mode:	DH5 2480MHz TX Mode	**Power Supply**:	AC 230V/50Hz
Condition:	Temp:23.0°C;Humi:42.7%	**Test Site**:	DDT 3# Chamber
File Path:	d:\ts\2024 report data\Q25011512-1E\CE ABOVE1G BT\11		
Memo:	Sample Number:S25011512-001 Power Setting:NA		

Test Graph

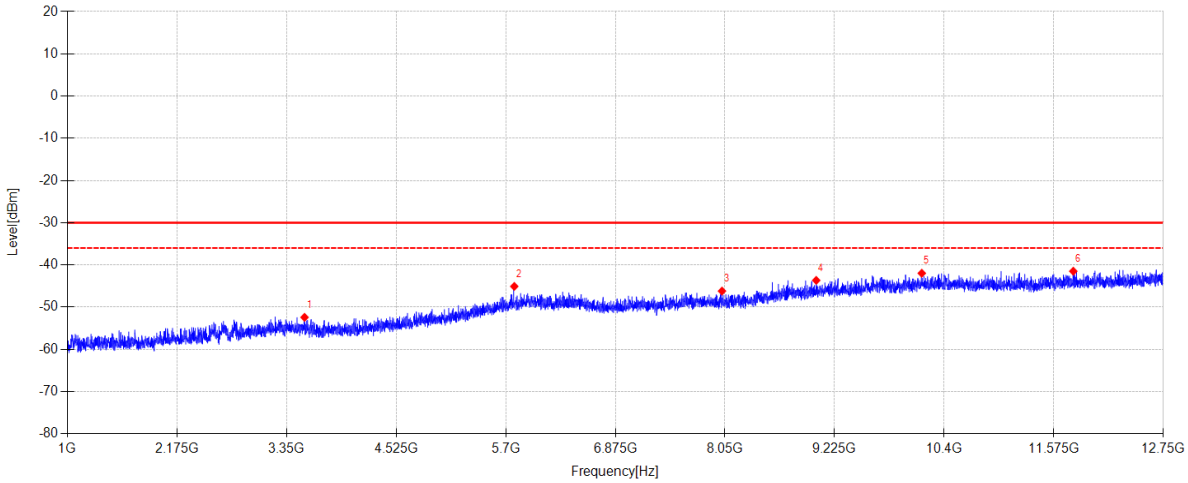

Data List

NO.	Freq. [MHz]	Reading [dBµV/m]	Factor [dB]	Level [dBm]	Limit [dBm]	Margin [dB]	Detector	Polarity	Type
1	3542.700	48.85	-101.26	-52.41	**-30.00**	22.41	PK	Horizontal	EIRP
2	5791.650	49.34	-94.42	-45.08	**-30.00**	15.08	PK	Horizontal	EIRP
3	8018.275	46.49	-92.68	-46.19	**-30.00**	16.19	PK	Horizontal	EIRP
4	9028.775	45.67	-89.32	-43.65	**-30.00**	13.65	PK	Horizontal	EIRP
5	10160.300	46.04	-88.01	-41.97	**-30.00**	11.97	PK	Horizontal	EIRP
6	11784.150	46.44	-87.93	-41.49	**-30.00**	11.49	PK	Horizontal	EIRP

Note:
1. Level = Reading + Factor.
2. Factor = Antenna Factor + Cable Loss + Filter Factor - Preamp Gain + Site Loss Factor - 107.
3. Test setup: RBW: 1 MHz, VBW: 3 MHz, Sweep time: auto.

Test Date:	2025-01-22	**Tested By**:	Zhong Nan
EUT:	Table Wireless Speaker	**Model Number**:	EDF100092
Test Mode:	DH5 2480MHz TX Mode	**Power Supply**:	AC 230V/50Hz
Condition:	Temp:23.0°C;Humi:42.7%	**Test Site**:	DDT 3# Chamber
File Path:	d:\ts\2024 report data\Q25011512-1E\CE ABOVE1G BT\12		
Memo:	Sample Number:S25011512-001 Power Setting:NA		

Test Graph

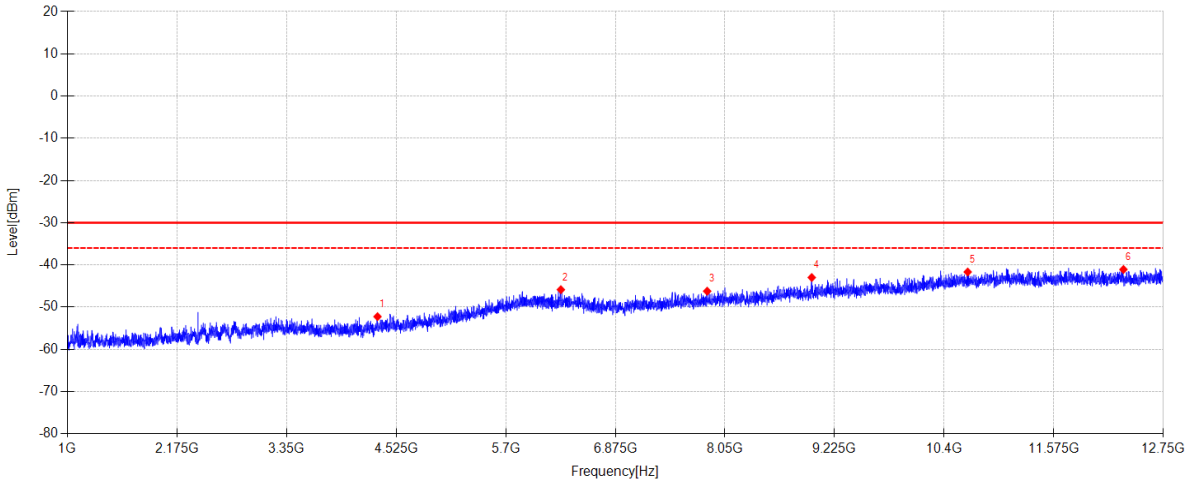

Data List

NO.	Freq. [MHz]	Reading [dBµV/m]	Factor [dB]	Level [dBm]	Limit [dBm]	Margin [dB]	Detector	Polarity	Type
1	4325.250	47.59	-99.84	-52.25	**-30.00**	22.25	PK	Vertical	EIRP
2	6291.025	48.12	-93.98	-45.86	**-30.00**	15.86	PK	Vertical	EIRP
3	7859.650	46.50	-92.72	-46.22	**-30.00**	16.22	PK	Vertical	EIRP
4	8980.600	46.78	-89.76	-42.98	**-30.00**	12.98	PK	Vertical	EIRP
5	10652.625	45.67	-87.34	-41.67	**-30.00**	11.67	PK	Vertical	EIRP
6	12322.300	46.41	-87.49	-41.08	**-30.00**	11.08	PK	Vertical	EIRP

Note:
1. Level = Reading + Factor.
2. Factor = Antenna Factor + Cable Loss + Filter Factor - Preamp Gain + Site Loss Factor - 107.
3. Test setup: RBW: 1 MHz, VBW: 3 MHz, Sweep time: auto.

10 Appendix A.10: Test Plots of Receiver Spurious Emission

Note: The EUT without antenna connector.

Test Date:	2025-01-24	**Tested By**:	Zhong Nan
EUT:	Table Wireless Speaker	**Model Number**:	EDF100092
Test Mode:	DH5 2402MHz RX Mode	**Power Supply**:	AC 230V/50Hz
Condition:	Temp:23.0°C;Humi:42.7%	**Test Site**:	DDT 3# Chamber
File Path:	d:\ts\2024 report data\Q25011512-1E\CE BELOW1G BT\7		
Memo:	Sample Number:S25011512-001 Power Setting:NA		

Test Graph

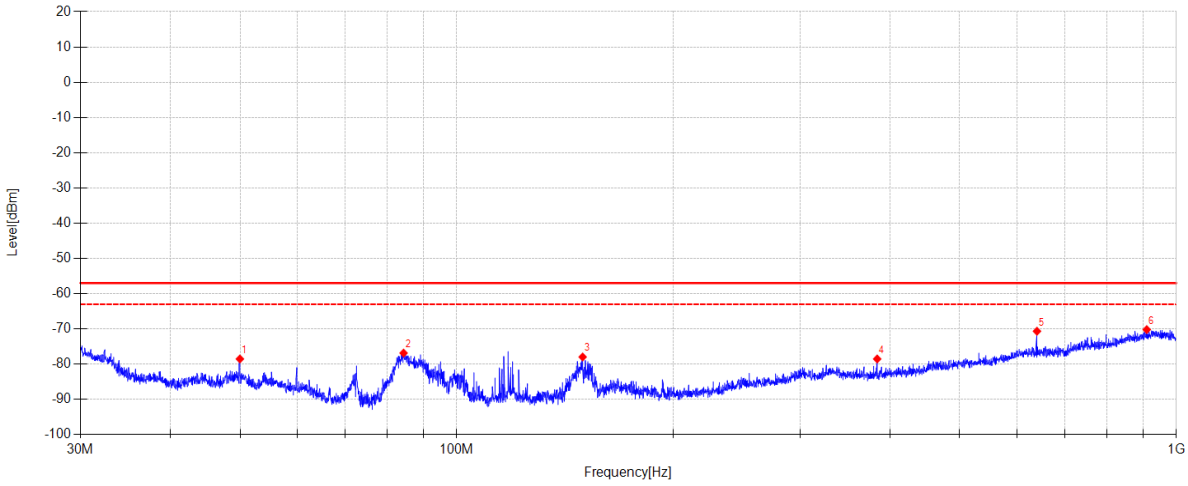

Data List

NO.	Freq. [MHz]	Reading [dBµV/m]	Factor [dB]	Level [dBm]	Limit [dBm]	Margin [dB]	Detector	Polarity	Type
1	49.981	31.49	-110.02	-78.53	-57.00	21.53	PK	Horizontal	ERP
2	84.388	40.28	-117.14	-76.86	-57.00	19.86	PK	Horizontal	ERP
3	149.647	40.26	-118.23	-77.97	-57.00	20.97	PK	Horizontal	ERP
4	384.005	30.17	-108.71	-78.54	-57.00	21.54	PK	Horizontal	ERP
5	640.219	32.54	-103.21	-70.67	-57.00	13.67	PK	Horizontal	ERP
6	909.684	28.38	-98.58	-70.20	-57.00	13.20	PK	Horizontal	ERP

Note:
1. Level = Reading + Factor.
2. Factor = Antenna Factor + Cable Loss - Preamp Gain + Site Loss Factor - 107.
3. Test setup: RBW: 100 kHz, VBW: 300 kHz, Sweep time: auto.

Test Date:	2025-01-24	**Tested By**:	Zhong Nan
EUT:	Table Wireless Speaker	**Model Number**:	EDF100092
Test Mode:	DH5 2402MHz RX Mode	**Power Supply**:	AC 230V/50Hz
Condition:	Temp:23.0°C;Humi:42.7%	**Test Site**:	DDT 3# Chamber
File Path:	d:\ts\2024 report data\Q25011512-1E\CE BELOW1G BT\8		
Memo:	Sample Number:S25011512-001 Power Setting:NA		

Test Graph

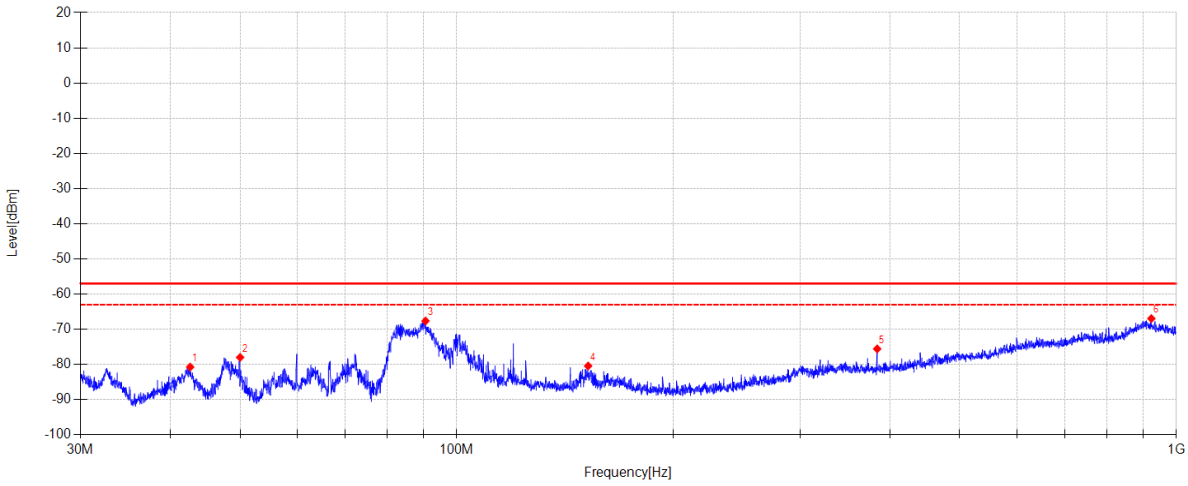

Data List

NO.	Freq. [MHz]	Reading [dBµV/m]	Factor [dB]	Level [dBm]	Limit [dBm]	Margin [dB]	Detector	Polarity	Type
1	42.627	34.72	-115.47	-80.75	-57.00	23.75	PK	Vertical	ERP
2	50.016	36.83	-114.82	-77.99	-57.00	20.99	PK	Vertical	ERP
3	90.517	44.24	-111.88	-67.64	-57.00	10.64	PK	Vertical	ERP
4	152.294	33.21	-113.64	-80.43	-57.00	23.43	PK	Vertical	ERP
5	384.005	31.41	-106.99	-75.58	-57.00	18.58	PK	Vertical	ERP
6	923.178	28.47	-95.43	-66.96	-57.00	9.96	PK	Vertical	ERP

Note:
1. Level = Reading + Factor.
2. Factor = Antenna Factor + Cable Loss - Preamp Gain + Site Loss Factor - 107.
3. Test setup: RBW: 100 kHz, VBW: 300 kHz, Sweep time: auto.

Test Date:	2025-01-24	**Tested By**:	Zhong Nan
EUT:	Table Wireless Speaker	**Model Number**:	EDF100092
Test Mode:	DH5 2480MHz RX Mode	**Power Supply**:	AC 230V/50Hz
Condition:	Temp:23.0°C;Humi:42.7%	**Test Site**:	DDT 3# Chamber
File Path:	d:\ts\2024 report data\Q25011512-1E\CE BELOW1G BT\5		
Memo:	Sample Number:S25011512-001 Power Setting:NA		

Test Graph

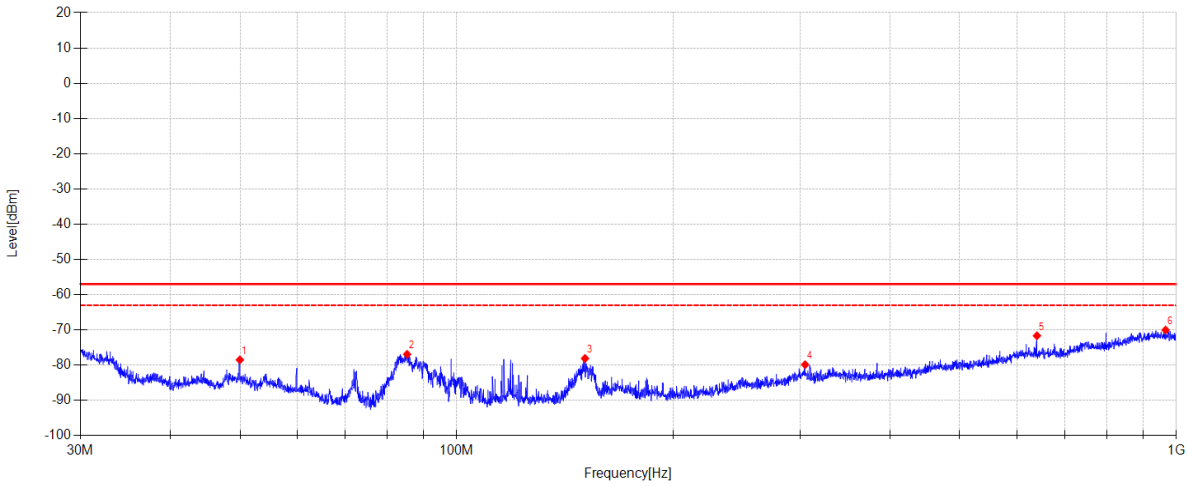

Data List

NO.	Freq. [MHz]	Reading [dBµV/m]	Factor [dB]	Level [dBm]	Limit [dBm]	Margin [dB]	Detector	Polarity	Type
1	49.981	31.52	-110.02	-78.50	-57.00	21.50	PK	Horizontal	ERP
2	85.340	40.15	-117.08	-76.93	-57.00	19.93	PK	Horizontal	ERP
3	150.806	40.09	-118.20	-78.11	-57.00	21.11	PK	Horizontal	ERP
4	304.896	30.78	-110.65	-79.87	-57.00	22.87	PK	Horizontal	ERP
5	640.219	31.55	-103.21	-71.66	-57.00	14.66	PK	Horizontal	ERP
6	966.226	27.71	-97.76	-70.05	-57.00	13.05	PK	Horizontal	ERP

Note:
1. Level = Reading + Factor.
2. Factor = Antenna Factor + Cable Loss - Preamp Gain + Site Loss Factor - 107.
3. Test setup: RBW: 100 kHz, VBW: 300 kHz, Sweep time: auto.

Test Date:	2025-01-24	**Tested By**:	Zhong Nan
EUT:	Table Wireless Speaker	**Model Number**:	EDF100092
Test Mode:	DH5 2480MHz RX Mode	**Power Supply**:	AC 230V/50Hz
Condition:	Temp:23.0°C;Humi:42.7%	**Test Site**:	DDT 3# Chamber
File Path:	d:\ts\2024 report data\Q25011512-1E\CE BELOW1G BT\6		
Memo:	Sample Number:S25011512-001 Power Setting:NA		

Test Graph

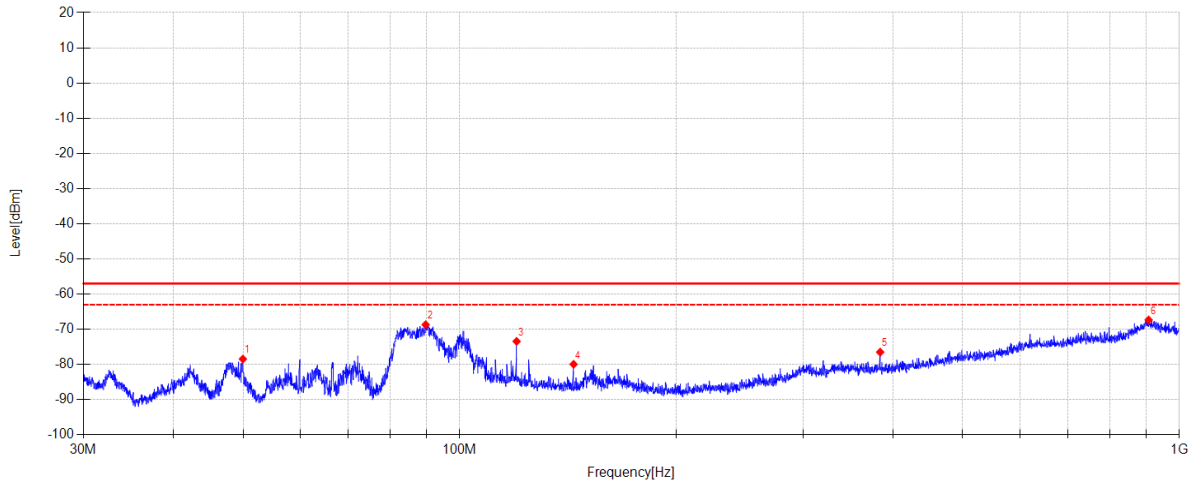

Data List

NO.	Freq. [MHz]	Reading [dBµV/m]	Factor [dB]	Level [dBm]	Limit [dBm]	Margin [dB]	Detector	Polarity	Type
1	49.981	36.36	-114.82	-78.46	-57.00	21.46	PK	Vertical	ERP
2	89.696	43.39	-112.10	-68.71	-57.00	11.71	PK	Vertical	ERP
3	119.991	38.07	-111.51	-73.44	-57.00	16.44	PK	Vertical	ERP
4	143.986	33.26	-113.21	-79.95	-57.00	22.95	PK	Vertical	ERP
5	384.005	30.49	-106.99	-76.50	-57.00	19.50	PK	Vertical	ERP
6	906.500	27.84	-95.19	-67.35	-57.00	10.35	PK	Vertical	ERP

Note:
1. Level = Reading + Factor.
2. Factor = Antenna Factor + Cable Loss - Preamp Gain + Site Loss Factor - 107.
3. Test setup: RBW: 100 kHz, VBW: 300 kHz, Sweep time: auto.

Test Date:	2025-01-22	**Tested By**:	Zhong Nan
EUT:	Table Wireless Speaker	**Model Number**:	EDF100092
Test Mode:	DH5 2402MHz RX Mode	**Power Supply**:	AC 230V/50Hz
Condition:	Temp:23.0°C;Humi:42.7%	**Test Site**:	DDT 3# Chamber
File Path:	d:\ts\2024 report data\Q25011512-1E\CE ABOVE1G BT\15		
Memo:	Sample Number:S25011512-001 Power Setting:NA		

Test Graph

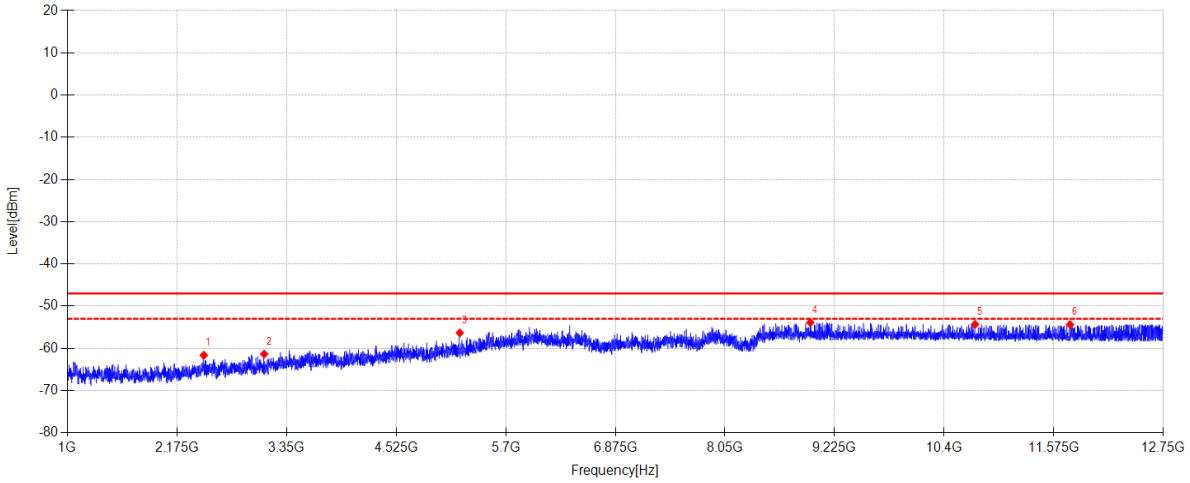

Data List

NO.	Freq. [MHz]	Reading [dBµV/m]	Factor [dB]	Level [dBm]	Limit [dBm]	Margin [dB]	Detector	Polarity	Type
1	2462.875	42.43	-104.06	-61.63	**-47.00**	14.63	PK	Horizontal	EIRP
2	3110.300	41.75	-103.11	-61.36	**-47.00**	14.36	PK	Horizontal	EIRP
3	5207.675	40.99	-97.31	-56.32	**-47.00**	9.32	PK	Horizontal	EIRP
4	8965.325	35.89	-89.78	-53.89	**-47.00**	6.89	PK	Horizontal	EIRP
5	10731.350	34.45	-88.76	-54.31	**-47.00**	7.31	PK	Horizontal	EIRP
6	11750.075	34.34	-88.70	-54.36	**-47.00**	7.36	PK	Horizontal	EIRP

Note:
1. Level = Reading + Factor.
2. Factor = Antenna Factor + Cable Loss + Filter Factor - Preamp Gain + Site Loss Factor - 107.
3. Test setup: RBW: 1 MHz, VBW: 3 MHz, Sweep time: auto.

Test Date:	2025-01-22	**Tested By**:	Zhong Nan
EUT:	Table Wireless Speaker	**Model Number**:	EDF100092
Test Mode:	DH5 2402MHz RX Mode	**Power Supply**:	AC 230V/50Hz
Condition:	Temp:23.0°C;Humi:42.7%	**Test Site**:	DDT 3# Chamber
File Path:	d:\ts\2024 report data\Q25011512-1E\CE ABOVE1G BT\16		
Memo:	Sample Number:S25011512-001 Power Setting:NA		

Test Graph

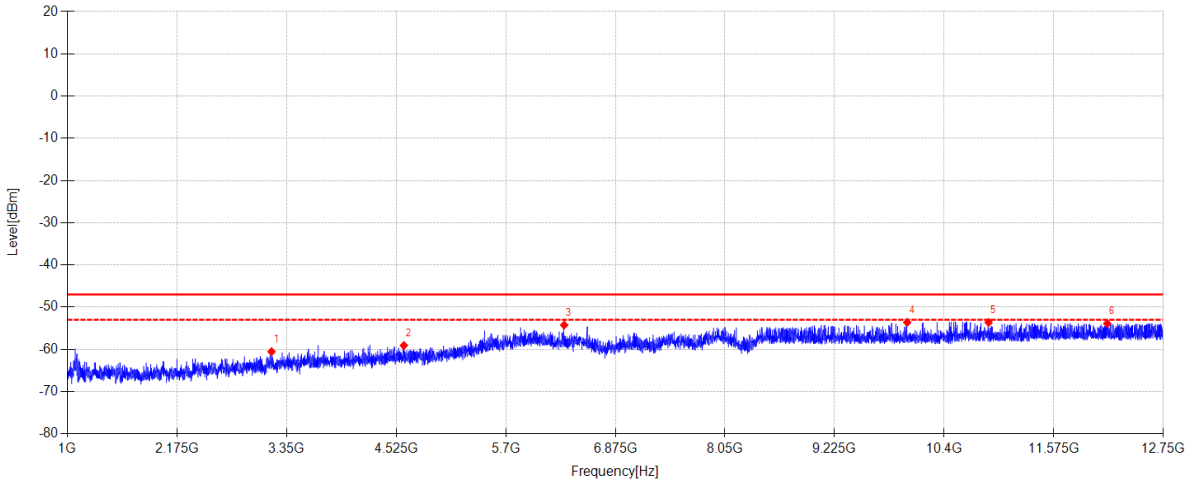

Data List

NO.	Freq. [MHz]	Reading [dBµV/m]	Factor [dB]	Level [dBm]	Limit [dBm]	Margin [dB]	Detector	Polarity	Type
1	3189.025	42.35	-102.89	-60.54	**-47.00**	13.54	PK	Vertical	EIRP
2	4608.425	40.59	-99.67	-59.08	**-47.00**	12.08	PK	Vertical	EIRP
3	6326.275	40.19	-94.44	-54.25	**-47.00**	7.25	PK	Vertical	EIRP
4	10004.025	35.46	-89.07	-53.61	**-47.00**	6.61	PK	Vertical	EIRP
5	10877.050	34.05	-87.66	-53.61	**-47.00**	6.61	PK	Vertical	EIRP
6	12148.400	34.32	-88.20	-53.88	**-47.00**	6.88	PK	Vertical	EIRP

Note:
1. Level = Reading + Factor.
2. Factor = Antenna Factor + Cable Loss + Filter Factor - Preamp Gain + Site Loss Factor - 107.
3. Test setup: RBW: 1 MHz, VBW: 3 MHz, Sweep time: auto.

Test Date:	2025-01-22	**Tested By**:	Zhong Nan
EUT:	Table Wireless Speaker	**Model Number**:	EDF100092
Test Mode:	DH5 2480MHz RX Mode	**Power Supply**:	AC 230V/50Hz
Condition:	Temp:23.0°C;Humi:42.7%	**Test Site**:	DDT 3# Chamber
File Path:	d:\ts\2024 report data\Q25011512-1E\CE ABOVE1G BT\13		
Memo:	Sample Number:S25011512-001 Power Setting:NA		

Test Graph

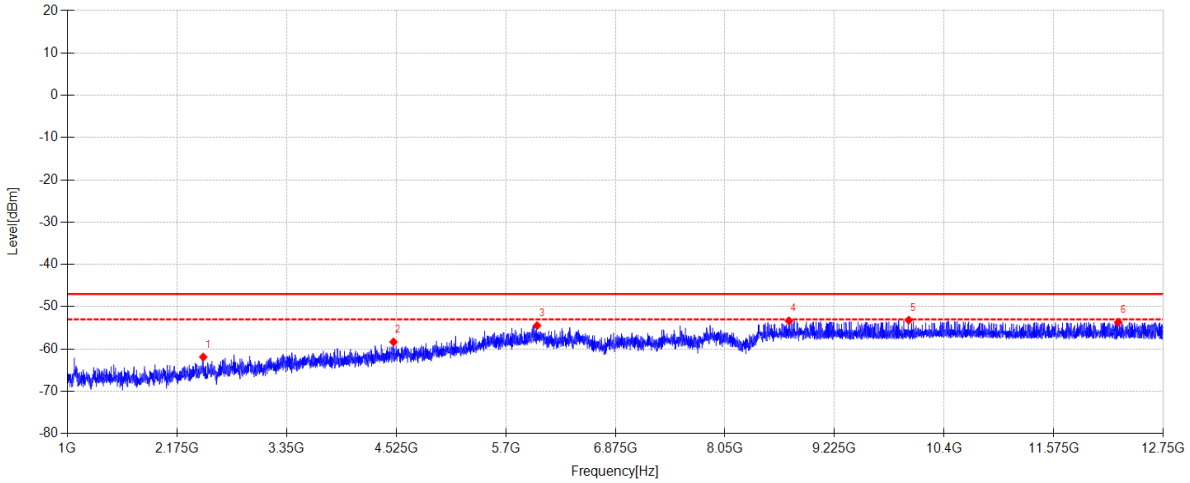

Data List

NO.	Freq. [MHz]	Reading [dBµV/m]	Factor [dB]	Level [dBm]	Limit [dBm]	Margin [dB]	Detector	Polarity	Type
1	2457.000	42.19	-104.08	-61.89	**-47.00**	14.89	PK	Horizontal	EIRP
2	4496.800	41.34	-99.67	-58.33	**-47.00**	11.33	PK	Horizontal	EIRP
3	6036.050	39.50	-93.95	-54.45	**-47.00**	7.45	PK	Horizontal	EIRP
4	8736.200	37.23	-90.57	-53.34	**-47.00**	6.34	PK	Horizontal	EIRP
5	10020.475	35.41	-88.57	-53.16	**-47.00**	6.16	PK	Horizontal	EIRP
6	12267.075	35.04	-88.71	-53.67	**-47.00**	6.67	PK	Horizontal	EIRP

Note:
1. Level = Reading + Factor.
2. Factor = Antenna Factor + Cable Loss + Filter Factor - Preamp Gain + Site Loss Factor - 107.
3. Test setup: RBW: 1 MHz, VBW: 3 MHz, Sweep time: auto.

Test Date:	2025-01-22	**Tested By**:	Zhong Nan
EUT:	Table Wireless Speaker	**Model Number**:	EDF100092
Test Mode:	DH5 2480MHz RX Mode	**Power Supply**:	AC 230V/50Hz
Condition:	Temp:23.0°C;Humi:42.7%	**Test Site**:	DDT 3# Chamber
File Path:	d:\ts\2024 report data\Q25011512-1E\CE ABOVE1G BT\14		
Memo:	Sample Number:S25011512-001 Power Setting:NA		

Test Graph

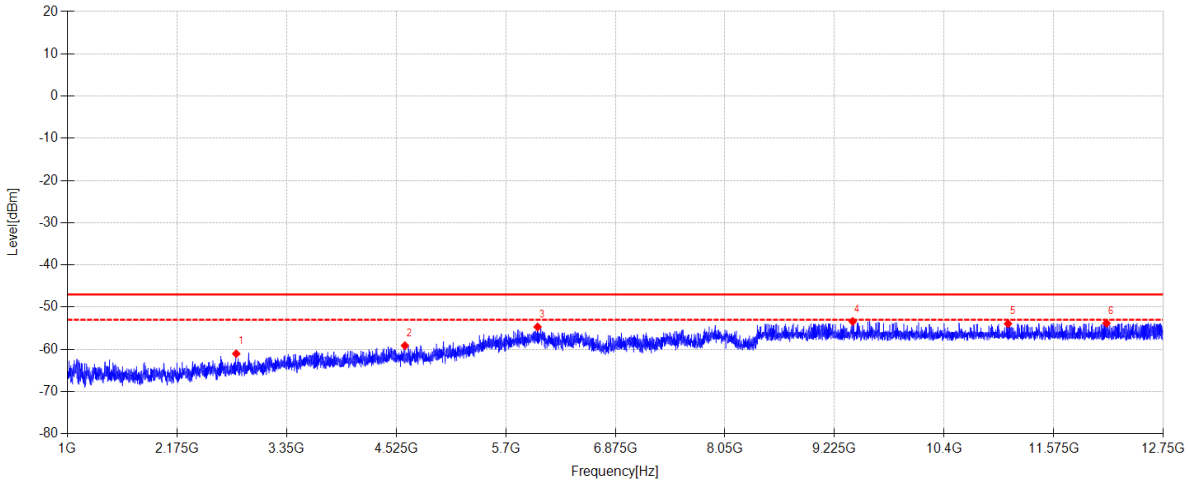

Data List

NO.	Freq. [MHz]	Reading [dBµV/m]	Factor [dB]	Level [dBm]	Limit [dBm]	Margin [dB]	Detector	Polarity	Type
1	2810.675	42.48	-103.51	-61.03	**-47.00**	14.03	PK	Vertical	EIRP
2	4619.000	40.52	-99.64	-59.12	**-47.00**	12.12	PK	Vertical	EIRP
3	6041.925	39.26	-93.94	-54.68	**-47.00**	7.68	PK	Vertical	EIRP
4	9418.875	36.23	-89.61	-53.38	**-47.00**	6.38	PK	Vertical	EIRP
5	11085.025	33.61	-87.53	-53.92	**-47.00**	6.92	PK	Vertical	EIRP
6	12140.175	34.37	-88.19	-53.82	**-47.00**	6.82	PK	Vertical	EIRP

Note:
1. Level = Reading + Factor.
2. Factor = Antenna Factor + Cable Loss + Filter Factor - Preamp Gain + Site Loss Factor - 107.
3. Test setup: RBW: 1 MHz, VBW: 3 MHz, Sweep time: auto.

11 Appendix A.11: Receiver Blocking

Note: The EUT is category 1 receiver.

Test Mode	Antenna	Channel	Pmin [dBm]	Wanted signal [dBm]	Freq. [MHz]	CW [dBm]	PER [%]	Limit [%]	Verdict
DH1	Ant1	Hop	---	-76.45	2300	-30.73	1.57	≤10	PASS
			---	-76.45	2330	-30.73	3.83	≤10	PASS
			---	-76.45	2360	-30.73	2.43	≤10	PASS
			---	-70.45	2380	-30.73	3.65	≤10	PASS
			---	-70.45	2504	-30.73	3.84	≤10	PASS
			---	-76.45	2524	-30.73	4.48	≤10	PASS
			---	-76.45	2584	-30.73	3.74	≤10	PASS
			---	-76.45	2674	-30.73	1.96	≤10	PASS
2DH1	Ant1	Hop	---	-75.08	2300	-30.73	2.42	≤10	PASS
			---	-75.08	2330	-30.73	2.80	≤10	PASS
			---	-75.08	2360	-30.73	4.36	≤10	PASS
			---	-69.08	2380	-30.73	3.65	≤10	PASS
			---	-69.08	2504	-30.73	3.84	≤10	PASS
			---	-75.08	2524	-30.73	9.76	≤10	PASS
			---	-75.08	2584	-30.73	3.46	≤10	PASS
			---	-75.08	2674	-30.73	2.70	≤10	PASS
3DH1	Ant1	Hop	---	-75.08	2300	-30.73	1.93	≤10	PASS
			---	-75.08	2330	-30.73	1.84	≤10	PASS
			---	-75.08	2360	-30.73	3.62	≤10	PASS
			---	-69.08	2380	-30.73	3.63	≤10	PASS
			---	-69.08	2504	-30.73	4.02	≤10	PASS
			---	-75.08	2524	-30.73	3.88	≤10	PASS
			---	-75.08	2584	-30.73	3.60	≤10	PASS
			---	-75.08	2674	-30.73	2.12	≤10	PASS

DH1_Ant1_Hop

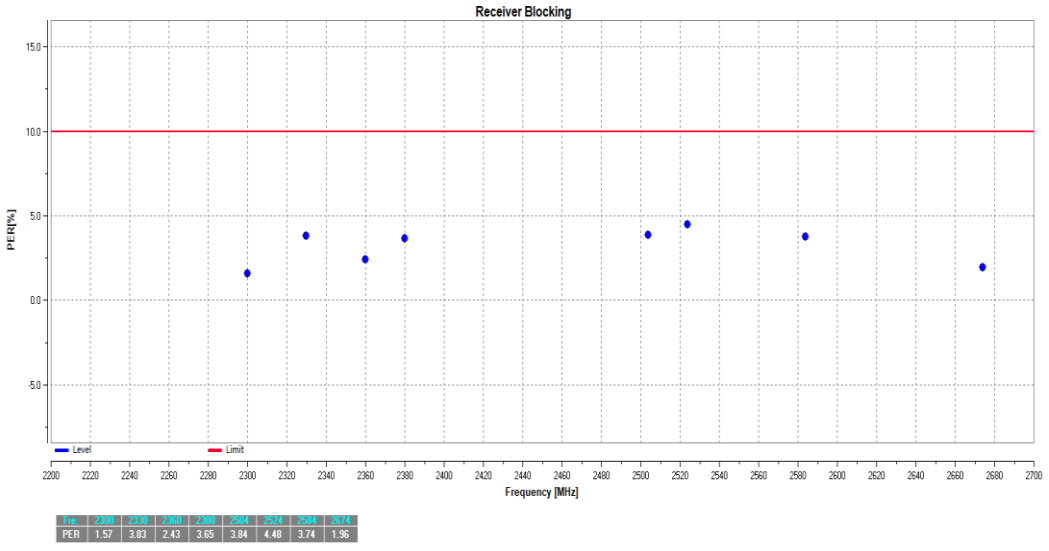

2DH1_Ant1_Hop

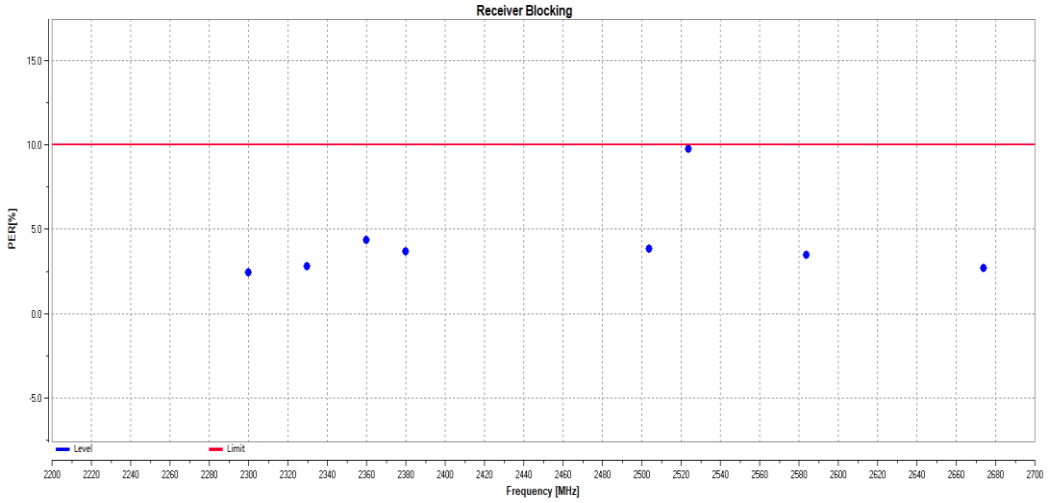

Frc	2300	2330	2360	2380	2504	2524	2564	2674
PER	2.42	2.80	4.36	3.65	3.84	9.76	3.46	2.70

3DH1_Ant1_Hop

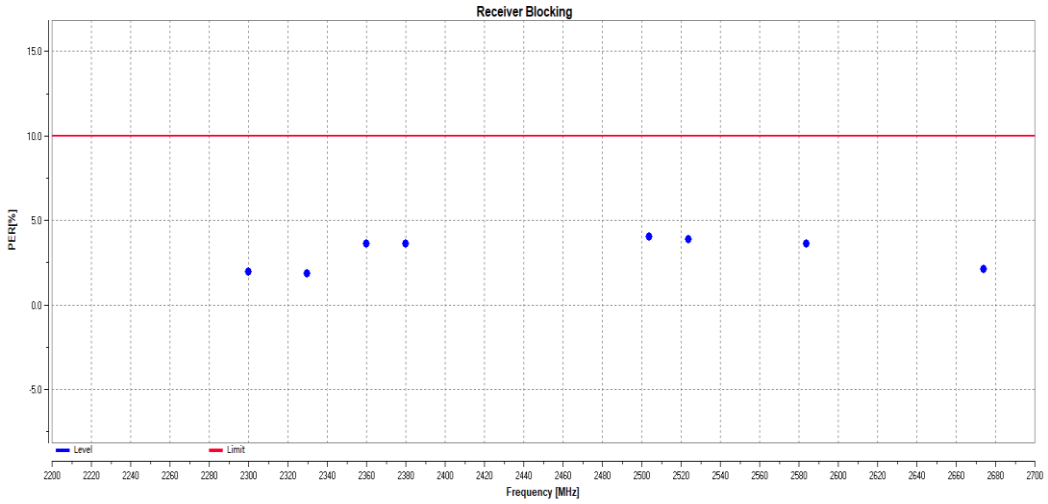

Frc	2300	2330	2360	2380	2504	2524	2564	2674
PER	1.93	1.84	3.62	3.63	4.02	3.88	3.68	2.12

Appendix B

Test Results of Bluetooth Low Energy

Content

CONTENT 1
1 APPENDIX B.1 : RF OUTPUT POWER 2
2 APPENDIX B.2: POWER DENSITY 3
3 APPENDIX B.3 : OCCUPIED CHANNEL BANDWIDTH 6
4 APPENDIX B.4 : TX UNWANTED EMISSIONS IN THE OUT-OF-BAND DOMAIN 9
5 APPENDIX B.5 : TRANSMITTER UNWANTED EMISSIONS 13
6 APPENDIX B.6 : RECEIVER SPURIOUS EMISSIONS 29
7 APPENDIX B.7: RECEIVER BLOCKING 45

1 Appendix B.1 : RF output power

The RF output power is the mean equivalent isotropically radiated power (EIRP) during a transmission burst. Only the worst case for all test modes reported.

Test Condition	Test Mode	Antenna	Frequency [MHz]	Burst Power [dBm]	EIRP [dBm]	EIRP Limit [dBm]	Verdict
NTNV	BLE_1M	Ant1	2402	5.74	9.01	20	PASS
			2440	6.06	9.33	20	PASS
			2480	5.89	9.16	20	PASS
	BLE_2M	Ant1	2404	5.68	8.95	20	PASS
			2440	6.00	9.27	20	PASS
			2478	5.85	9.12	20	PASS
LTNV	BLE_1M	Ant1	2402	5.74	9.01	20	PASS
			2440	6.06	9.33	20	PASS
			2480	5.89	9.16	20	PASS
	BLE_2M	Ant1	2404	5.68	8.95	20	PASS
			2440	6.00	9.27	20	PASS
			2478	5.84	9.11	20	PASS
HTNV	BLE_1M	Ant1	2402	5.74	9.01	20	PASS
			2440	6.05	9.32	20	PASS
			2480	5.88	9.15	20	PASS
	BLE_2M	Ant1	2404	5.67	8.94	20	PASS
			2440	5.99	9.26	20	PASS
			2478	5.85	9.12	20	PASS

Note: EIRP = Measured Highest Pburst Values + Antenna Gain

2 Appendix B.2: Power density

The power density is the mean Equivalent Isotropically Radiated Power (EIRP) density during a transmission burst. Only the worst case for all test modes reported.

Test Mode	Antenna	Frequency [MHz]	EIRP PSD [dBm/MHz]	Limit [dBm/MHz]	Verdict
BLE_1M	Ant1	2402	8.94	10	PASS
		2440	9.26	10	PASS
		2480	9.09	10	PASS
BLE_2M	Ant1	2404	7.85	10	PASS
		2440	8.17	10	PASS
		2478	8.01	10	PASS

BLE_1M_Ant1_2402

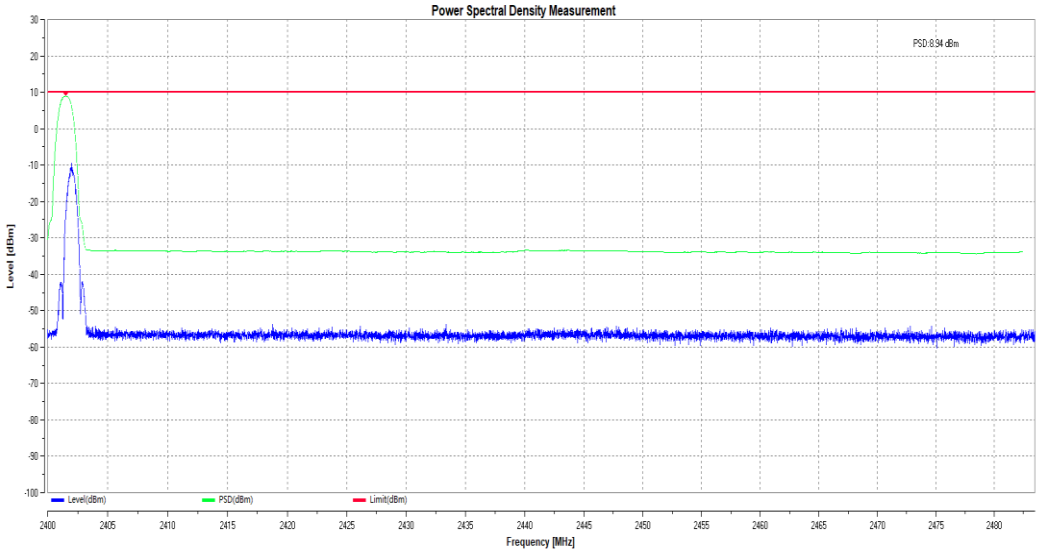

BLE_1M_Ant1_2440

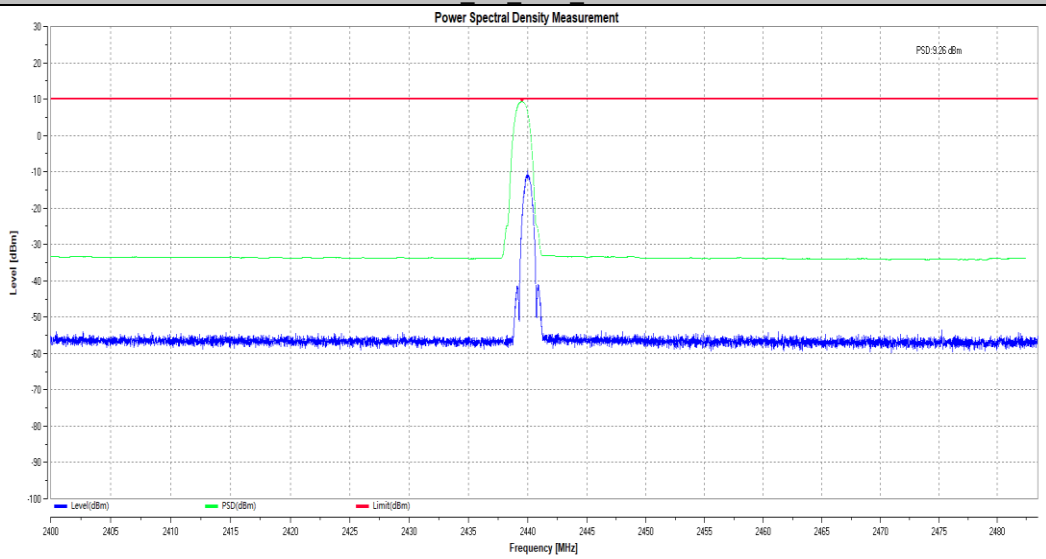

BLE_1M_Ant1_2480

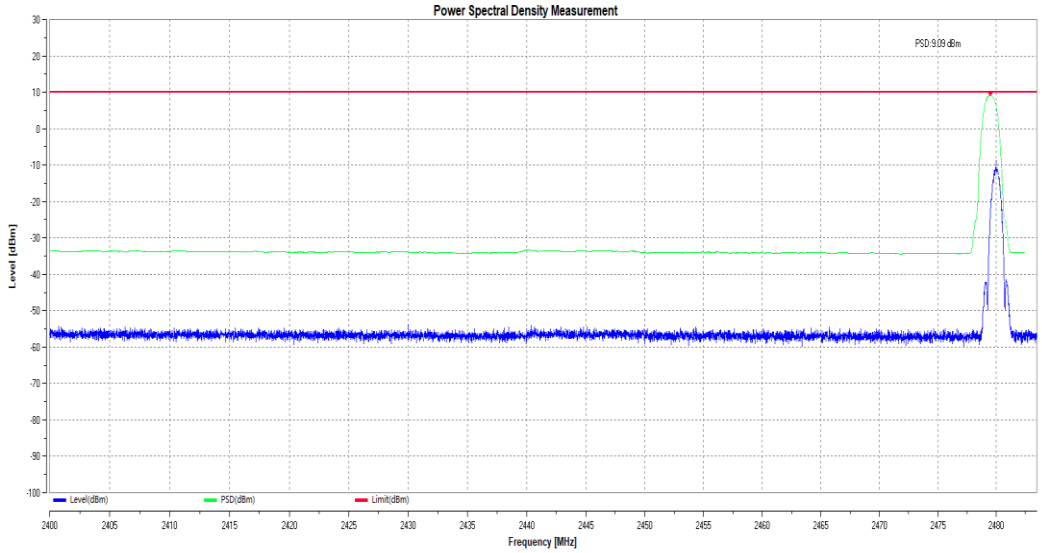

BLE_2M_Ant1_2404

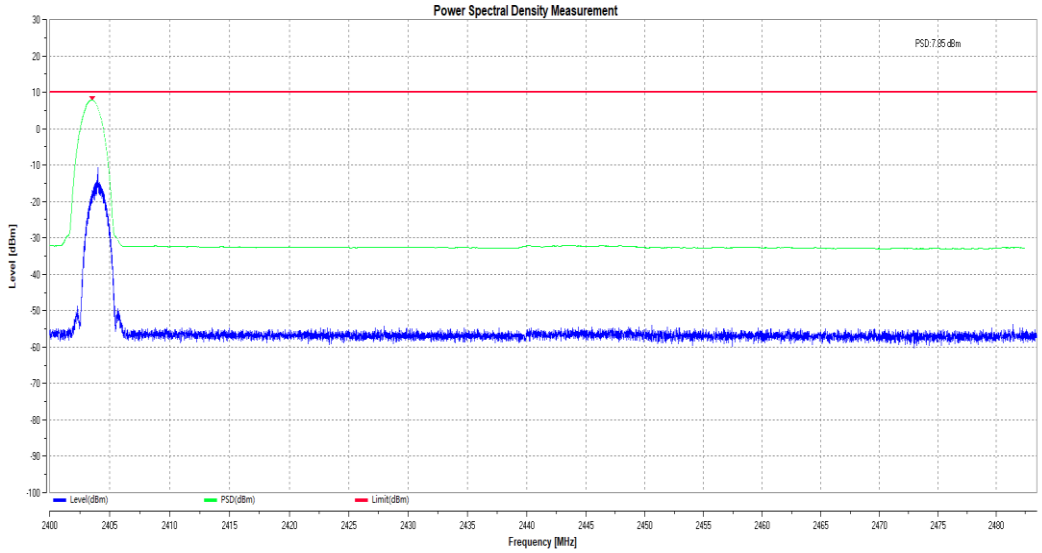

BLE_2M_Ant1_2440

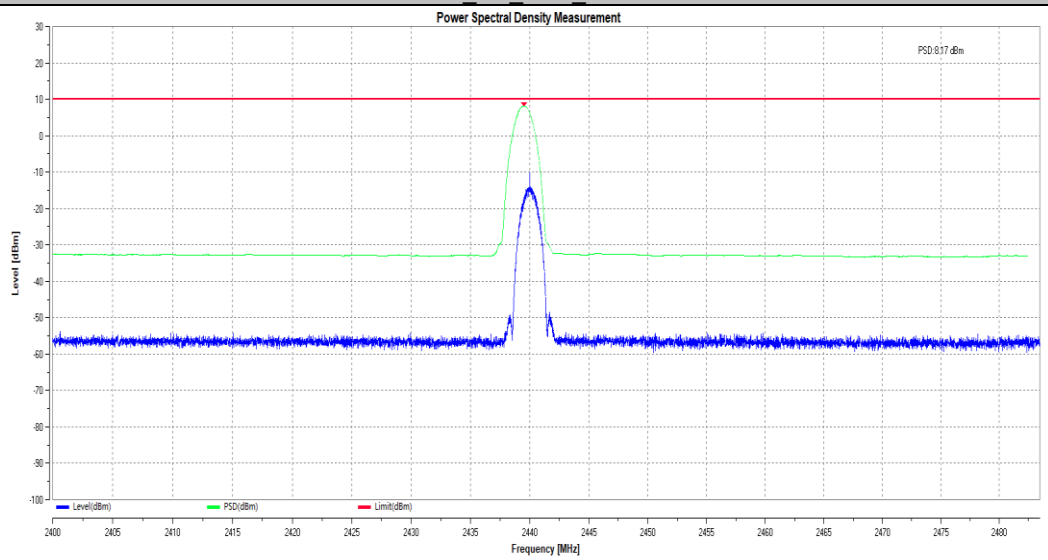

BLE_2M_Ant1_2478

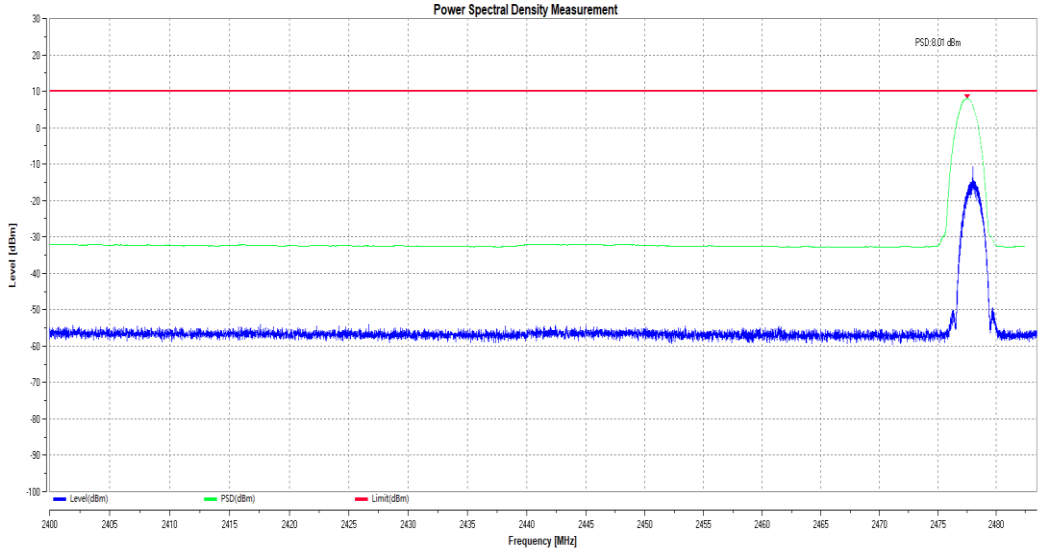

3 Appendix B.3 : Occupied Channel Bandwidth

Test Mode	Antenna	Frequency [MHz]	OCB [MHz]	FL [MHz]	FH [MHz]	Limit [MHz]	Verdict
BLE_1M	Ant1	2402	1.029	2401.4902	2402.5195	2400 to 2483.5	PASS
		2440	1.030	2439.4899	2440.5195	2400 to 2483.5	PASS
		2480	1.031	2479.4884	2480.5198	2400 to 2483.5	PASS
BLE_2M	Ant1	2404	2.009	2403.0010	2405.0101	2400 to 2483.5	PASS
		2440	2.012	2438.9999	2441.0114	2400 to 2483.5	PASS
		2478	2.012	2476.9994	2479.0116	2400 to 2483.5	PASS

BLE_1M_Ant1_2402

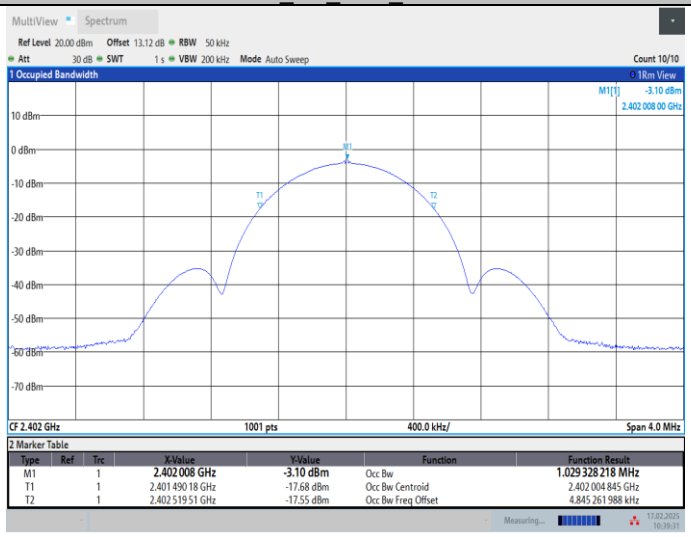

10:39:32 17.02.2025

BLE_1M_Ant1_2440

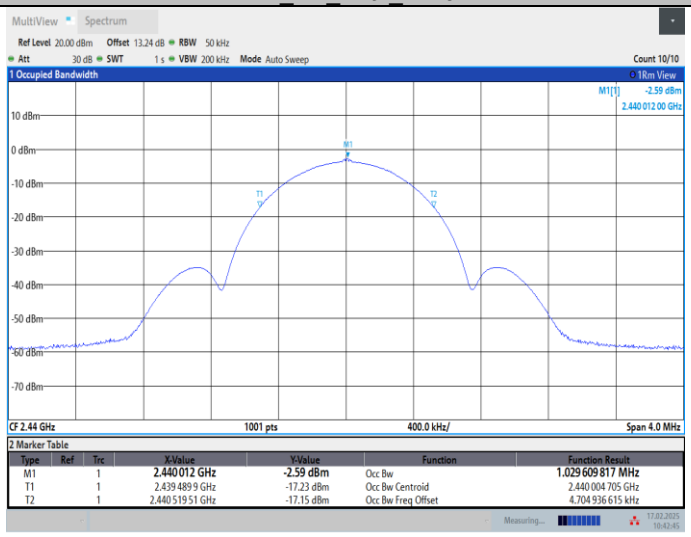

10:42:45 17.02.2025

BLE_1M_Ant1_2480

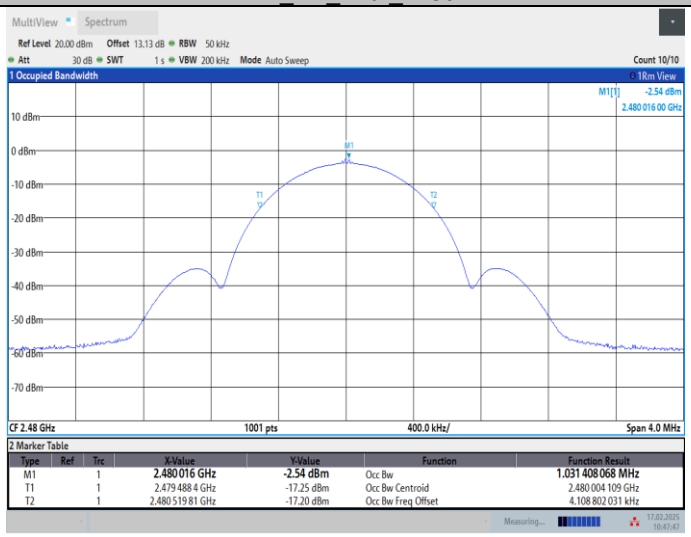

10:47:48 17.02.2025

BLE_2M_Ant1_2404

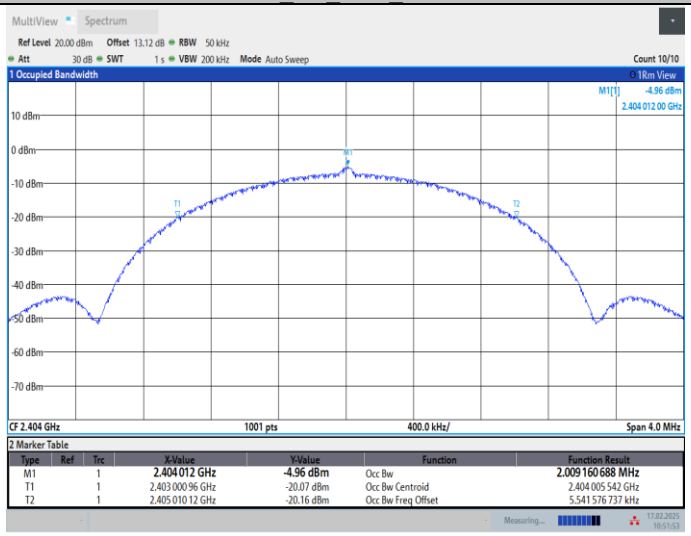

10:51:53 17.02.2025

BLE_2M_Ant1_2440

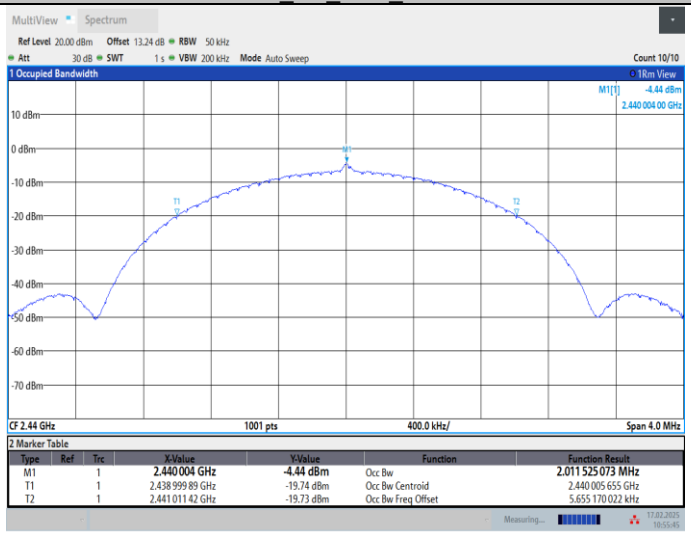

10:55:45 17.02.2025

BLE_2M_Ant1_2478

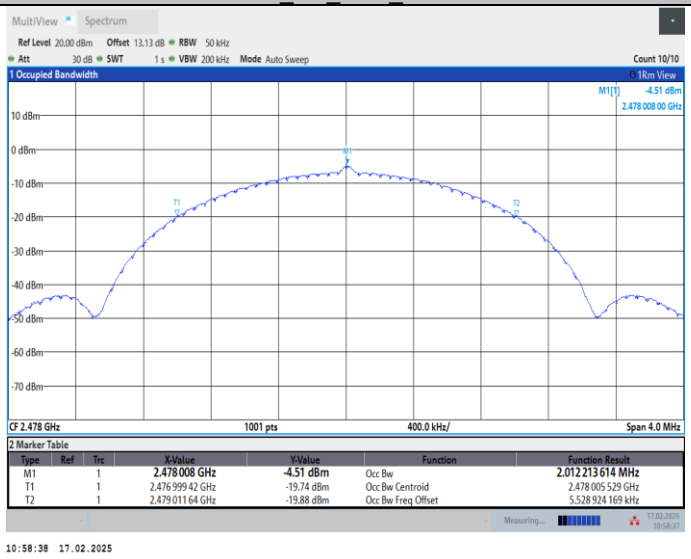

4 Appendix B.4 : Tx unwanted emissions in the out-of-band domain

Test Mode	Antenna	Frequency [MHz]	Freq. [MHz]	Level [dBm]	Limit [dBm]	Verdict
BLE_1M	Ant1	2402	2398.442	-46.27	-20.00	PASS
			2398.471	-45.98	-20.00	PASS
			2399.471	-43.76	-10.00	PASS
			2399.500	-44.15	-10.00	PASS
			2484.000	-48.21	-10.00	PASS
			2484.029	-47.87	-10.00	PASS
			2485.029	-48.02	-20.00	PASS
			2485.058	-48.51	-20.00	PASS
		2480	2398.438	-48.18	-20.00	PASS
			2398.469	-48.13	-20.00	PASS
			2399.469	-48.11	-10.00	PASS
			2399.500	-48.24	-10.00	PASS
			2484.000	-46.19	-10.00	PASS
			2484.031	-46.05	-10.00	PASS
			2485.031	-46.90	-20.00	PASS
			2485.062	-47.53	-20.00	PASS
BLE_2M	Ant1	2404	2396.482	-46.74	-20.00	PASS
			2396.491	-47.54	-20.00	PASS
			2397.491	-47.59	-20.00	PASS
			2398.491	-47.13	-10.00	PASS
			2398.500	-47.12	-10.00	PASS
			2399.500	-45.47	-10.00	PASS
			2484.000	-48.23	-10.00	PASS
			2485.000	-48.39	-10.00	PASS
			2485.009	-48.14	-10.00	PASS
			2486.009	-48.31	-20.00	PASS
			2487.009	-48.14	-20.00	PASS
			2487.018	-48.06	-20.00	PASS
		2478	2396.476	-48.26	-20.00	PASS
			2396.488	-48.22	-20.00	PASS
			2397.488	-48.23	-20.00	PASS
			2398.488	-47.90	-10.00	PASS
			2398.500	-48.38	-10.00	PASS
			2399.500	-48.55	-10.00	PASS
			2484.000	-46.91	-10.00	PASS
			2485.000	-47.65	-10.00	PASS
			2485.012	-47.05	-10.00	PASS
			2486.012	-47.55	-20.00	PASS
			2487.012	-47.83	-20.00	PASS
			2487.024	-46.99	-20.00	PASS

BLE_1M_Ant1_2402_2400MHz-2BW to 2400MHz

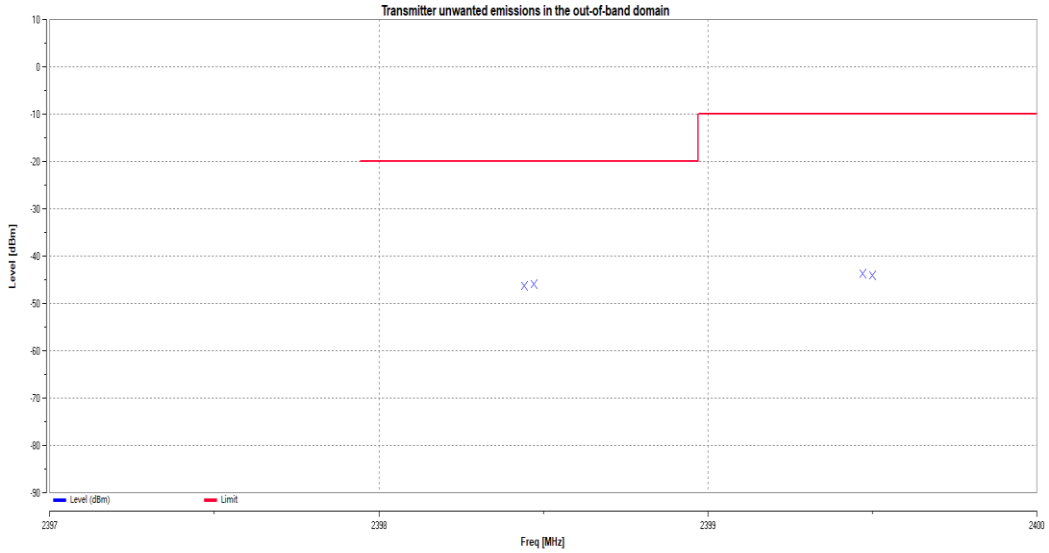

BLE_1M_Ant1_2402_2483.5MHz to 2483.5MHz+2BW

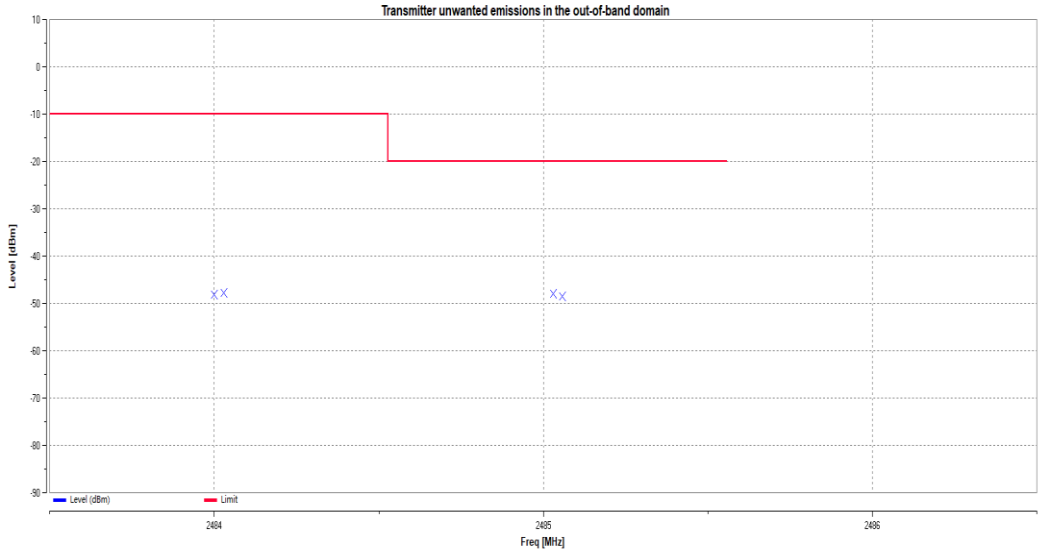

BLE_1M_Ant1_2480_2400MHz-2BW to 2400MHz

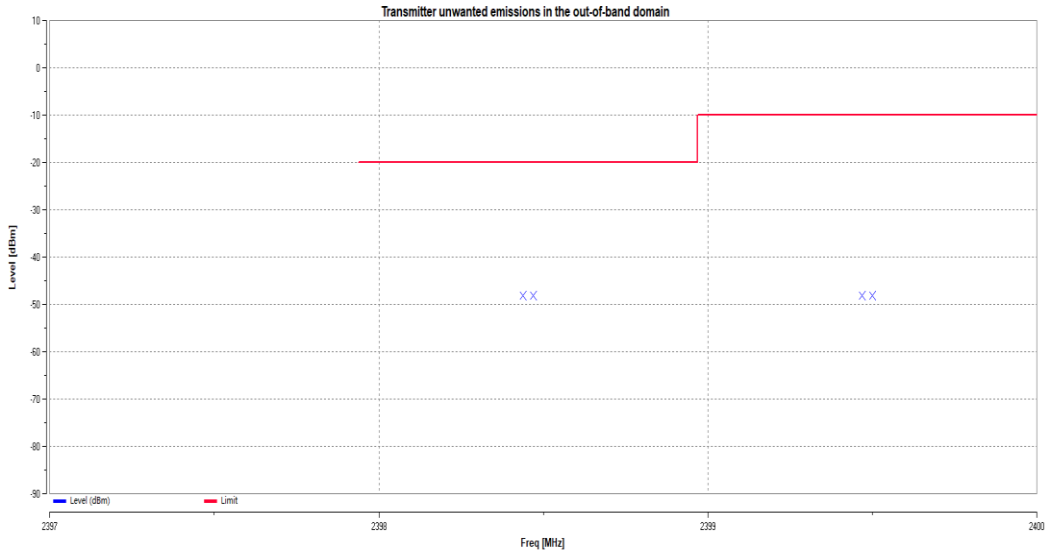

BLE_1M_Ant1_2480_2483.5MHz to 2483.5MHz+2BW

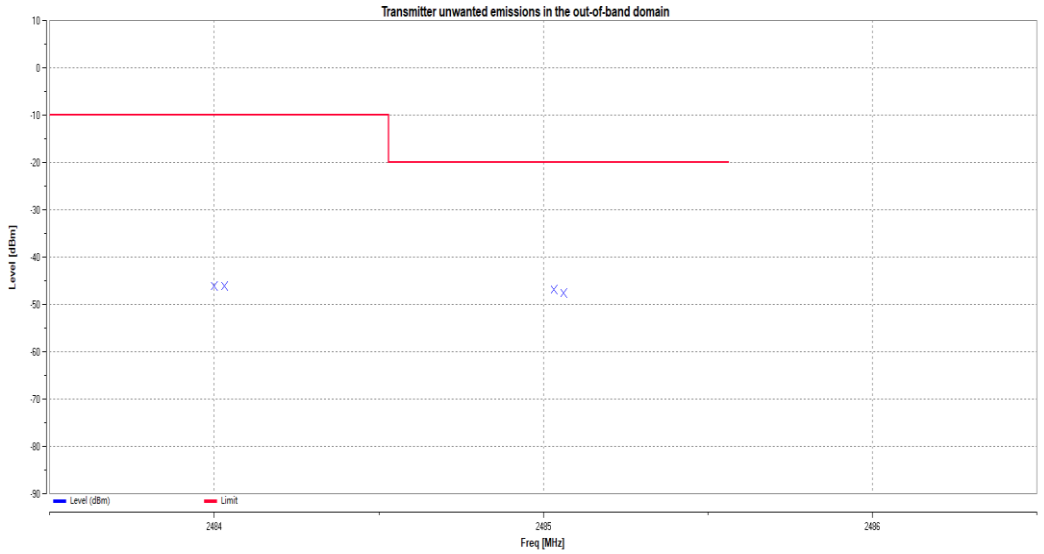

BLE_2M_Ant1_2404_2400MHz-2BW to 2400MHz

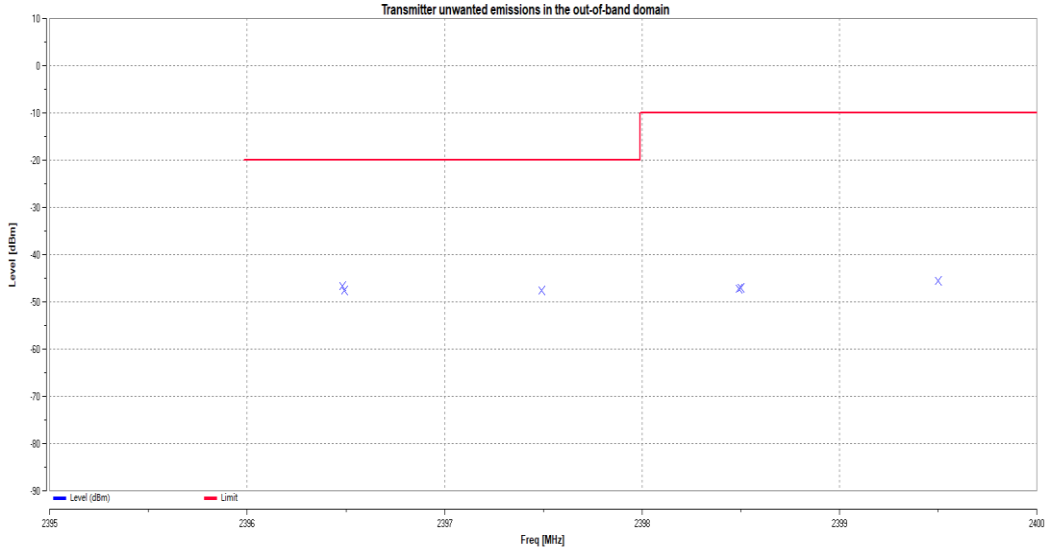

BLE_2M_Ant1_2404_2483.5MHz to 2483.5MHz+2BW

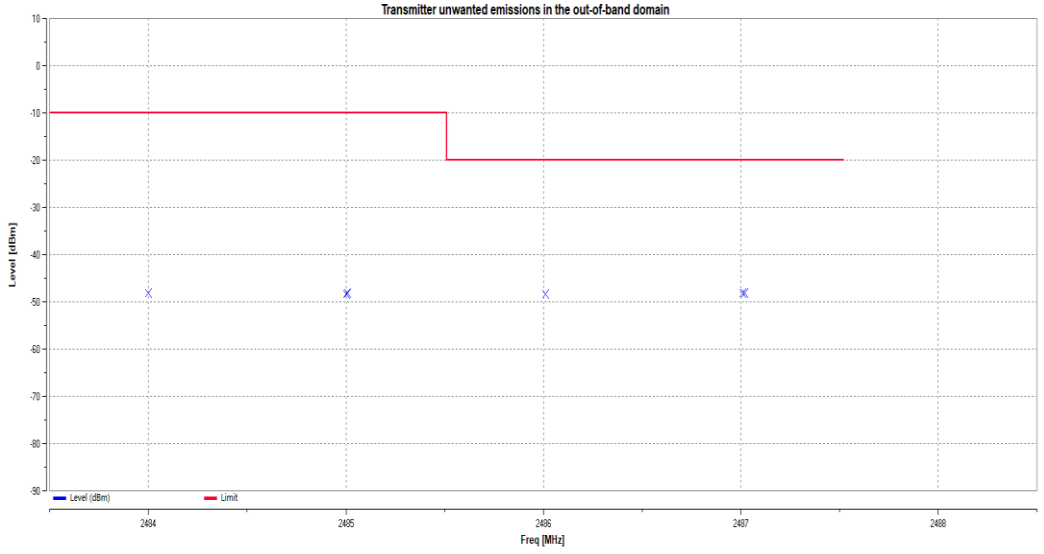

BLE_2M_Ant1_2478_2400MHz-2BW to 2400MHz

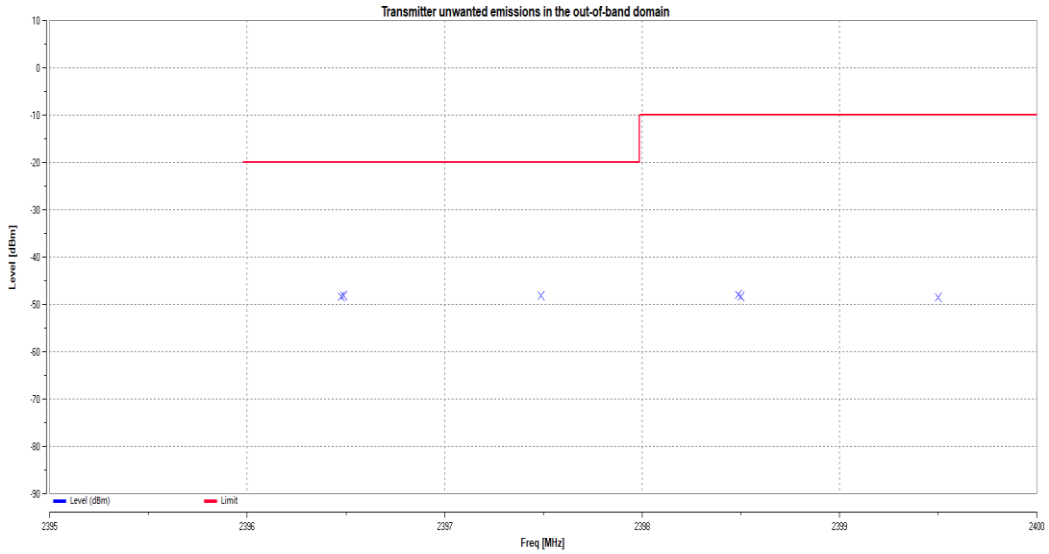

BLE_2M_Ant1_2478_2483.5MHz to 2483.5MHz+2BW

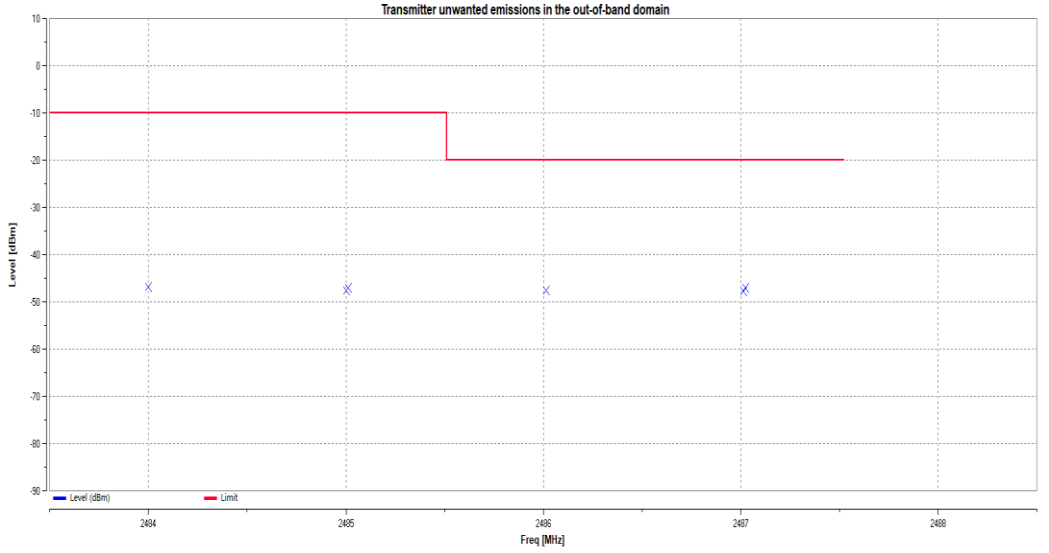

5 Appendix B.5 : Transmitter unwanted emissions

Note: The EUT without antenna connectors.

Test Date:	2025-01-24	**Tested By**:	Zhong Nan
EUT:	Table Wireless Speaker	**Model Number**:	EDF100092
Test Mode:	BLE1M 2402MHz TX Mode	**Power Supply**:	AC 230V/50Hz
Condition:	Temp:23.0°C;Humi:42.7%	**Test Site**:	DDT 3# Chamber
File Path:	d:\ts\2024 report data\Q25011512-1E\CE BELOW1G BT\21		
Memo:	Sample Number:S25011512-001 Power Setting: 0x0d		

Test Graph

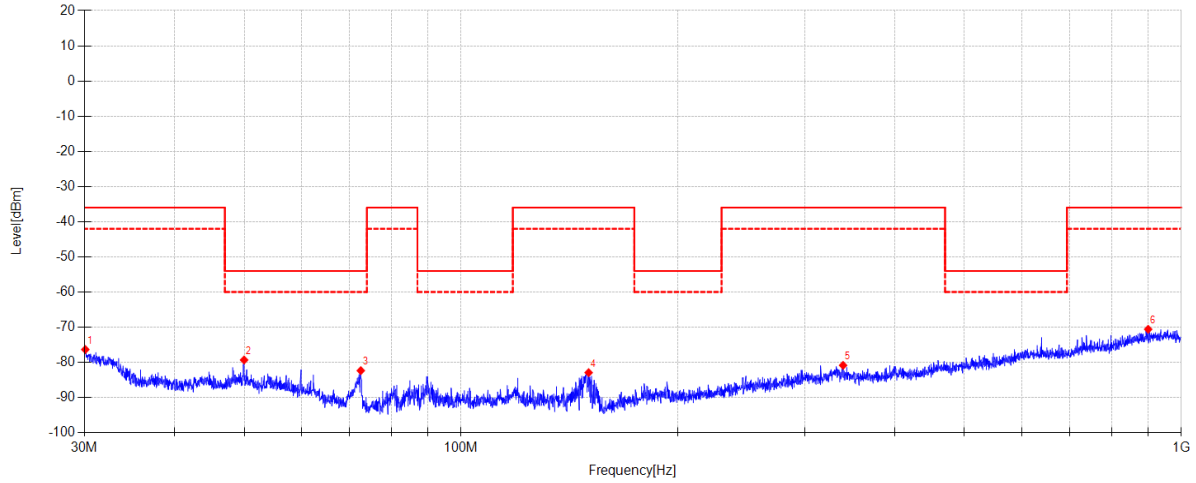

Data List									
NO.	**Freq. [MHz]**	**Reading [dBµV/m]**	**Factor [dB]**	**Level [dBm]**	**Limit [dBm]**	**Margin [dB]**	**Detector**	**Polarity**	**Type**
1	30.084	36.78	-113.11	-76.33	-36.00	40.33	PK	Horizontal	ERP
2	49.981	30.72	-110.02	-79.30	-54.00	25.30	PK	Horizontal	ERP
3	72.579	35.15	-117.48	-82.33	-54.00	28.33	PK	Horizontal	ERP
4	150.384	35.33	-118.23	-82.90	-36.00	46.90	PK	Horizontal	ERP
5	339.186	28.78	-109.61	-80.83	-36.00	44.83	PK	Horizontal	ERP
6	899.535	28.30	-98.87	-70.57	-36.00	34.57	PK	Horizontal	ERP

Note:
1. Level = Reading + Factor.
2. Factor = Antenna Factor + Cable Loss - Preamp Gain + Site Loss Factor - 107.
3. Test setup: RBW: 100 kHz, VBW: 300 kHz, Sweep time: auto.

Test Date:	2025-01-24	**Tested By**:	Zhong Nan
EUT:	Table Wireless Speaker	**Model Number**:	EDF100092
Test Mode:	BLE1M 2402MHz TX Mode	**Power Supply**:	AC 230V/50Hz
Condition:	Temp:23.0°C;Humi:42.7%	**Test Site**:	DDT 3# Chamber
File Path:	d:\ts\2024 report data\Q25011512-1E\CE BELOW1G BT\22		
Memo:	Sample Number:S25011512-001 Power Setting: 0x0d		

Test Graph

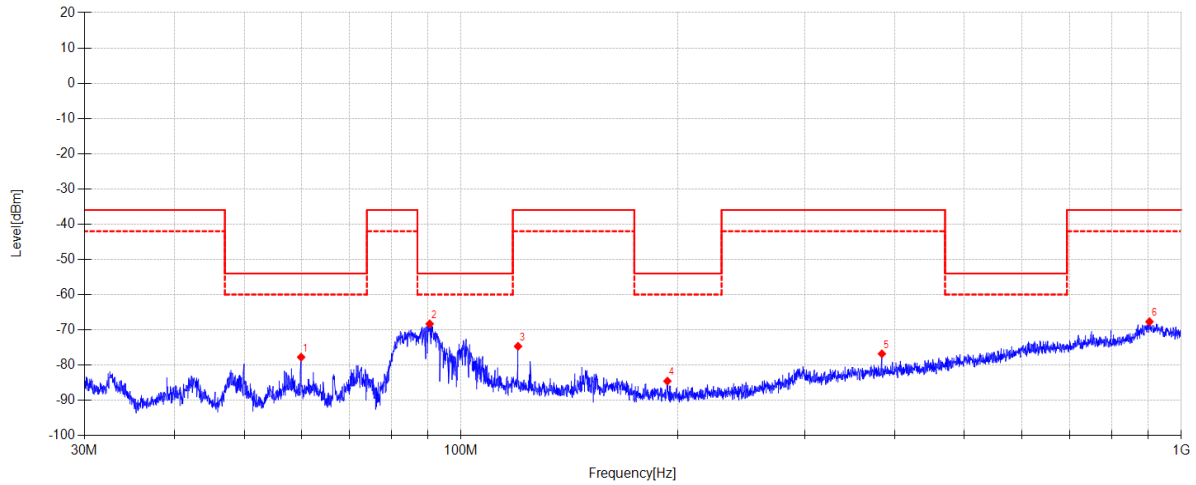

Data List									
NO.	**Freq. [MHz]**	**Reading [dBµV/m]**	**Factor [dB]**	**Level [dBm]**	**Limit [dBm]**	**Margin [dB]**	**Detector**	**Polarity**	**Type**
1	59.977	36.99	-114.74	-77.75	-54.00	23.75	PK	Vertical	ERP
2	90.454	43.60	-111.89	-68.29	-54.00	14.29	PK	Vertical	ERP
3	119.991	36.84	-111.51	-74.67	-36.00	38.67	PK	Vertical	ERP
4	193.429	29.01	-113.55	-84.54	-54.00	30.54	PK	Vertical	ERP
5	384.005	30.20	-106.99	-76.79	-36.00	40.79	PK	Vertical	ERP
6	903.328	27.46	-95.14	-67.68	-36.00	31.68	PK	Vertical	ERP

Note:
1. Level = Reading + Factor.
2. Factor = Antenna Factor + Cable Loss - Preamp Gain + Site Loss Factor - 107.
3. Test setup: RBW: 100 kHz, VBW: 300 kHz, Sweep time: auto.

Test Date:	2025-01-24	**Tested By**:	Zhong Nan
EUT:	Table Wireless Speaker	**Model Number**:	EDF100092
Test Mode:	BLE1M 2480MHz TX Mode	**Power Supply**:	AC 230V/50Hz
Condition:	Temp:23.0°C;Humi:42.7%	**Test Site**:	DDT 3# Chamber
File Path:	d:\ts\2024 report data\Q25011512-1E\CE BELOW1G BT\23		
Memo:	Sample Number:S25011512-001 Power Setting: 0x0d		

Test Graph

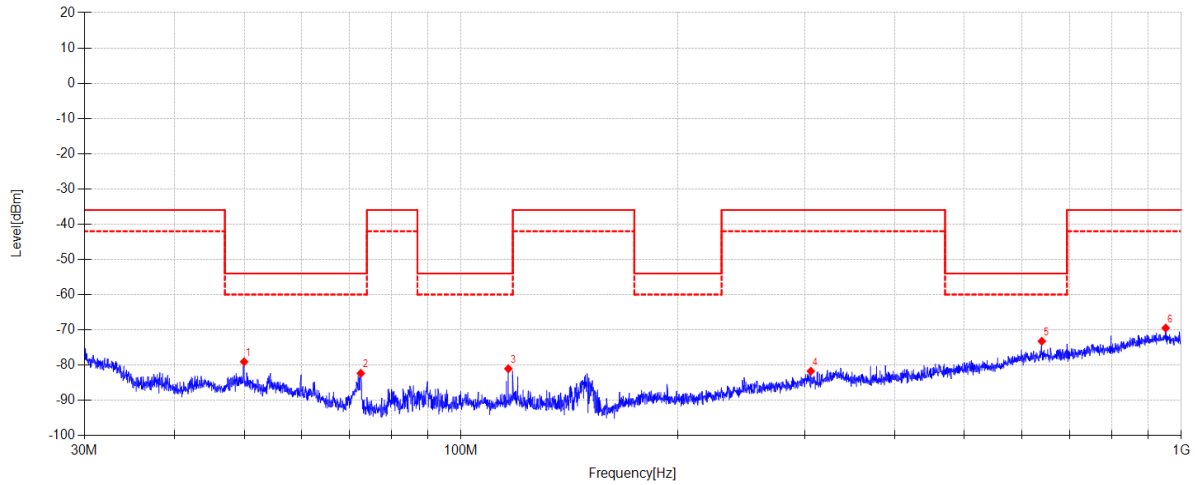

Data List									
NO.	**Freq. [MHz]**	**Reading [dBµV/m]**	**Factor [dB]**	**Level [dBm]**	**Limit [dBm]**	**Margin [dB]**	**Detector**	**Polarity**	**Type**
1	49.981	30.97	-110.02	-79.05	-54.00	25.05	PK	Horizontal	ERP
2	72.579	35.15	-117.48	-82.33	-54.00	28.33	PK	Horizontal	ERP
3	116.345	35.10	-116.11	-81.01	-54.00	27.01	PK	Horizontal	ERP
4	305.967	28.90	-110.62	-81.72	-36.00	45.72	PK	Horizontal	ERP
5	640.219	29.99	-103.21	-73.22	-54.00	19.22	PK	Horizontal	ERP
6	951.436	28.01	-97.49	-69.48	-36.00	33.48	PK	Horizontal	ERP

Note:
1. Level = Reading + Factor.
2. Factor = Antenna Factor + Cable Loss - Preamp Gain + Site Loss Factor - 107.
3. Test setup: RBW: 100 kHz, VBW: 300 kHz, Sweep time: auto.

Test Date:	2025-01-24	**Tested By**:	Zhong Nan
EUT:	Table Wireless Speaker	**Model Number**:	EDF100092
Test Mode:	BLE1M 2480MHz TX Mode	**Power Supply**:	AC 230V/50Hz
Condition:	Temp:23.0°C;Humi:42.7%	**Test Site**:	DDT 3# Chamber
File Path:	d:\ts\2024 report data\Q25011512-1E\CE BELOW1G BT\24		
Memo:	Sample Number:S25011512-001 Power Setting: 0x0d		

Test Graph

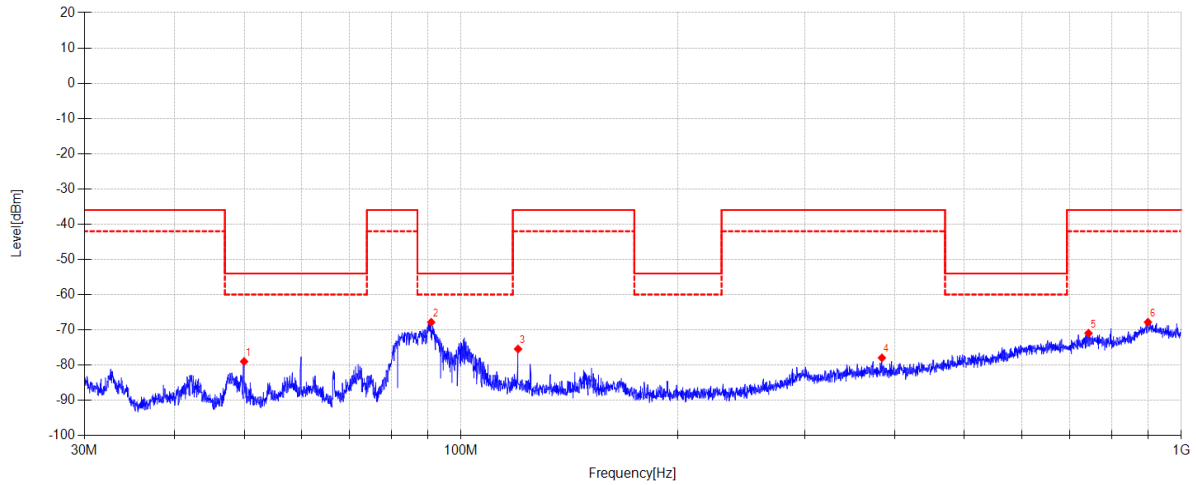

Data List									
NO.	**Freq. [MHz]**	**Reading [dBµV/m]**	**Factor [dB]**	**Level [dBm]**	**Limit [dBm]**	**Margin [dB]**	**Detector**	**Polarity**	**Type**
1	49.981	35.84	-114.82	-78.98	-54.00	24.98	PK	Vertical	ERP
2	90.899	43.96	-111.80	-67.84	-54.00	13.84	PK	Vertical	ERP
3	119.991	36.09	-111.51	-75.42	-36.00	39.42	PK	Vertical	ERP
4	384.005	29.05	-106.99	-77.94	-36.00	41.94	PK	Vertical	ERP
5	743.345	28.39	-99.34	-70.95	-36.00	34.95	PK	Vertical	ERP
6	898.905	27.34	-95.16	-67.82	-36.00	31.82	PK	Vertical	ERP

Note:
1. Level = Reading + Factor.
2. Factor = Antenna Factor + Cable Loss - Preamp Gain + Site Loss Factor - 107.
3. Test setup: RBW: 100 kHz, VBW: 300 kHz, Sweep time: auto.

Test Date:	2025-01-24	**Tested By**:	Zhong Nan
EUT:	Table Wireless Speaker	**Model Number**:	EDF100092
Test Mode:	BLE2M 2404MHz TX Mode	**Power Supply**:	AC 230V/50Hz
Condition:	Temp:23.0°C;Humi:42.7%	**Test Site**:	DDT 3# Chamber
File Path:	d:\ts\2024 report data\Q25011512-1E\CE BELOW1G BT\19		
Memo:	Sample Number:S25011512-001 Power Setting: 0x0d		

Test Graph

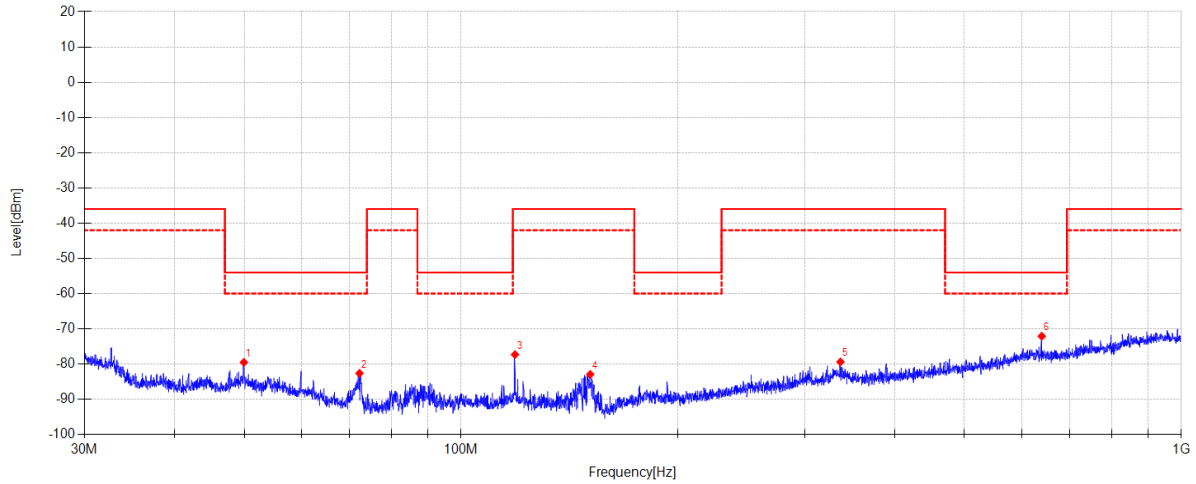

Data List									
NO.	**Freq. [MHz]**	**Reading [dBµV/m]**	**Factor [dB]**	**Level [dBm]**	**Limit [dBm]**	**Margin [dB]**	**Detector**	**Polarity**	**Type**
1	49.946	30.53	-110.03	-79.50	-54.00	25.50	PK	Horizontal	ERP
2	72.274	34.87	-117.48	-82.61	-54.00	28.61	PK	Horizontal	ERP
3	118.818	38.98	-116.27	-77.29	-36.00	41.29	PK	Horizontal	ERP
4	151.124	35.26	-118.18	-82.92	-36.00	46.92	PK	Horizontal	ERP
5	336.344	30.33	-109.70	-79.37	-36.00	43.37	PK	Horizontal	ERP
6	640.219	31.13	-103.21	-72.08	-54.00	18.08	PK	Horizontal	ERP

Note:
1. Level = Reading + Factor.
2. Factor = Antenna Factor + Cable Loss - Preamp Gain + Site Loss Factor - 107.
3. Test setup: RBW: 100 kHz, VBW: 300 kHz, Sweep time: auto.

Test Date:	2025-01-24	**Tested By**:	Zhong Nan
EUT:	Table Wireless Speaker	**Model Number**:	EDF100092
Test Mode:	BLE2M 2404MHz TX Mode	**Power Supply**:	AC 230V/50Hz
Condition:	Temp:23.0°C;Humi:42.7%	**Test Site**:	DDT 3# Chamber
File Path:	d:\ts\2024 report data\Q25011512-1E\CE BELOW1G BT\20		
Memo:	Sample Number:S25011512-001 Power Setting: 0x0d		

Test Graph

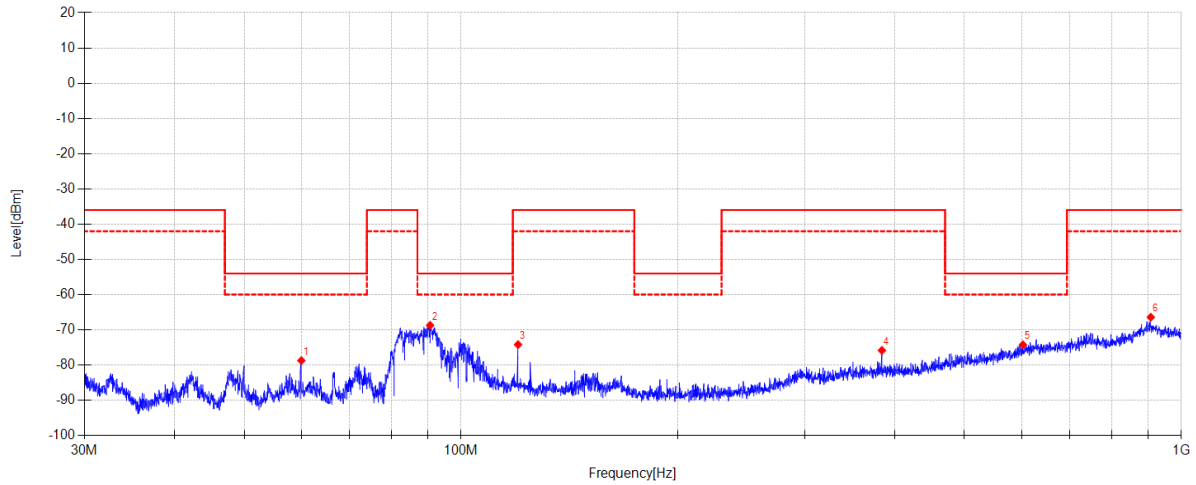

Data List									
NO.	**Freq. [MHz]**	**Reading [dBµV/m]**	**Factor [dB]**	**Level [dBm]**	**Limit [dBm]**	**Margin [dB]**	**Detector**	**Polarity**	**Type**
1	60.019	36.04	-114.75	-78.71	-54.00	24.71	PK	Vertical	ERP
2	90.581	43.15	-111.87	-68.72	-54.00	14.72	PK	Vertical	ERP
3	119.991	37.33	-111.51	-74.18	-36.00	38.18	PK	Vertical	ERP
4	384.005	31.16	-106.99	-75.83	-36.00	39.83	PK	Vertical	ERP
5	602.754	27.15	-101.37	-74.22	-54.00	20.22	PK	Vertical	ERP
6	907.136	28.78	-95.19	-66.41	-36.00	30.41	PK	Vertical	ERP

Note:
1. Level = Reading + Factor.
2. Factor = Antenna Factor + Cable Loss - Preamp Gain + Site Loss Factor - 107.
3. Test setup: RBW: 100 kHz, VBW: 300 kHz, Sweep time: auto.

Test Date:	2025-01-24	**Tested By**:	Zhong Nan
EUT:	Table Wireless Speaker	**Model Number**:	EDF100092
Test Mode:	BLE2M 2478MHz TX Mode	**Power Supply**:	AC 230V/50Hz
Condition:	Temp:23.0°C;Humi:42.7%	**Test Site**:	DDT 3# Chamber
File Path:	d:\ts\2024 report data\Q25011512-1E\CE BELOW1G BT\17		
Memo:	Sample Number:S25011512-001 Power Setting: 0x0d		

Test Graph

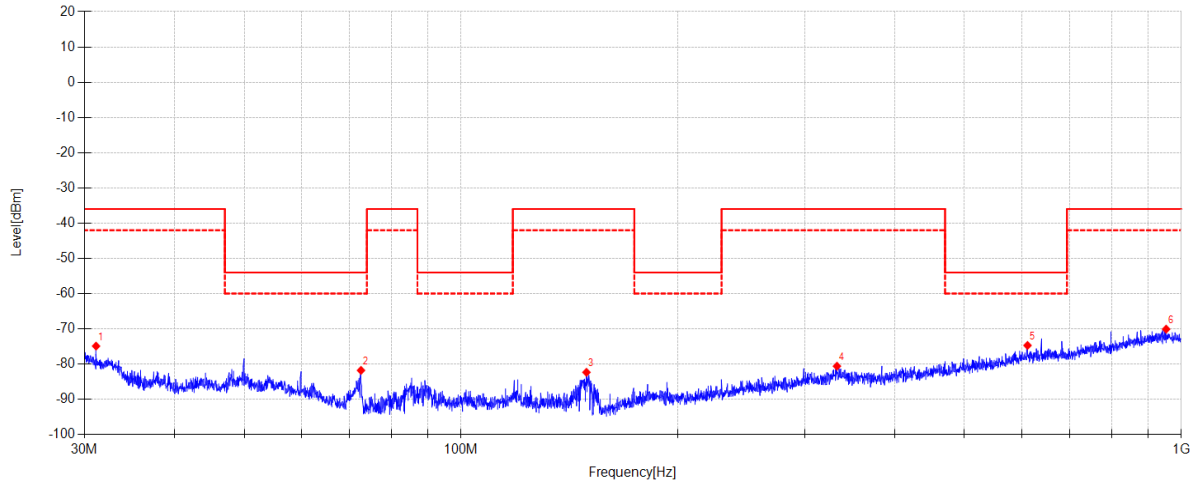

Data List

NO.	Freq. [MHz]	Reading [dBµV/m]	Factor [dB]	Level [dBm]	Limit [dBm]	Margin [dB]	Detector	Polarity	Type
1	31.136	38.02	-112.91	-74.89	-36.00	38.89	PK	Horizontal	ERP
2	72.630	35.71	-117.48	-81.77	-54.00	27.77	PK	Horizontal	ERP
3	149.333	35.87	-118.20	-82.33	-36.00	46.33	PK	Horizontal	ERP
4	332.592	29.24	-109.82	-80.58	-36.00	44.58	PK	Horizontal	ERP
5	611.695	28.73	-103.43	-74.70	-54.00	20.70	PK	Horizontal	ERP
6	952.771	27.42	-97.50	-70.08	-36.00	34.08	PK	Horizontal	ERP

Note:
1. Level = Reading + Factor.
2. Factor = Antenna Factor + Cable Loss - Preamp Gain + Site Loss Factor - 107.
3. Test setup: RBW: 100 kHz, VBW: 300 kHz, Sweep time: auto.

Test Date:	2025-01-24	**Tested By**:	Zhong Nan
EUT:	Table Wireless Speaker	**Model Number**:	EDF100092
Test Mode:	BLE2M 2478MHz TX Mode	**Power Supply**:	AC 230V/50Hz
Condition:	Temp:23.0°C;Humi:42.7%	**Test Site**:	DDT 3# Chamber
File Path:	d:\ts\2024 report data\Q25011512-1E\CE BELOW1G BT\18		
Memo:	Sample Number:S25011512-001 Power Setting: 0x0d		

Test Graph

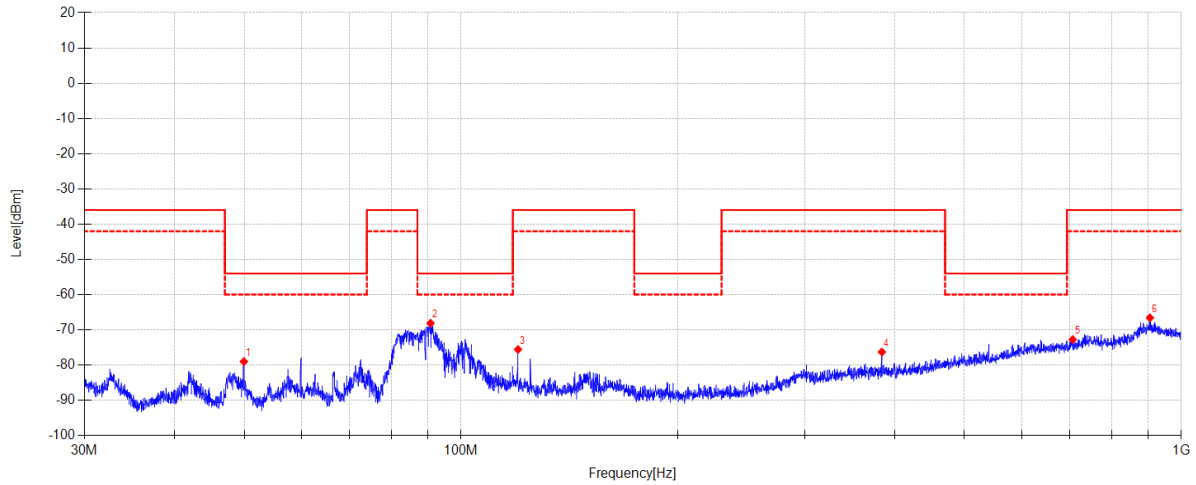

Data List									
NO.	**Freq. [MHz]**	**Reading [dBµV/m]**	**Factor [dB]**	**Level [dBm]**	**Limit [dBm]**	**Margin [dB]**	**Detector**	**Polarity**	**Type**
1	49.946	35.83	-114.82	-78.99	-54.00	24.99	PK	Vertical	ERP
2	90.708	43.73	-111.84	-68.11	-54.00	14.11	PK	Vertical	ERP
3	119.991	35.95	-111.51	-75.56	-36.00	39.56	PK	Vertical	ERP
4	384.005	30.71	-106.99	-76.28	-36.00	40.28	PK	Vertical	ERP
5	706.749	27.80	-100.53	-72.73	-36.00	36.73	PK	Vertical	ERP
6	904.595	28.60	-95.17	-66.57	-36.00	30.57	PK	Vertical	ERP

Note:
1. Level = Reading + Factor.
2. Factor = Antenna Factor + Cable Loss - Preamp Gain + Site Loss Factor - 107.
3. Test setup: RBW: 100 kHz, VBW: 300 kHz, Sweep time: auto.

Test Date:	2025-01-22	**Tested By**:	Zhong Nan
EUT:	Table Wireless Speaker	**Model Number**:	EDF100092
Test Mode:	BLE1M 2402MHz TX Mode	**Power Supply**:	AC 230V/50Hz
Condition:	Temp:23.0°C;Humi:42.7%	**Test Site**:	DDT 3# Chamber
File Path:	d:\ts\2024 report data\Q25011512-1E\CE ABOVE1G BT\7		
Memo:	Sample Number:S25011512-001 Power Setting: 0x0d		

Test Graph

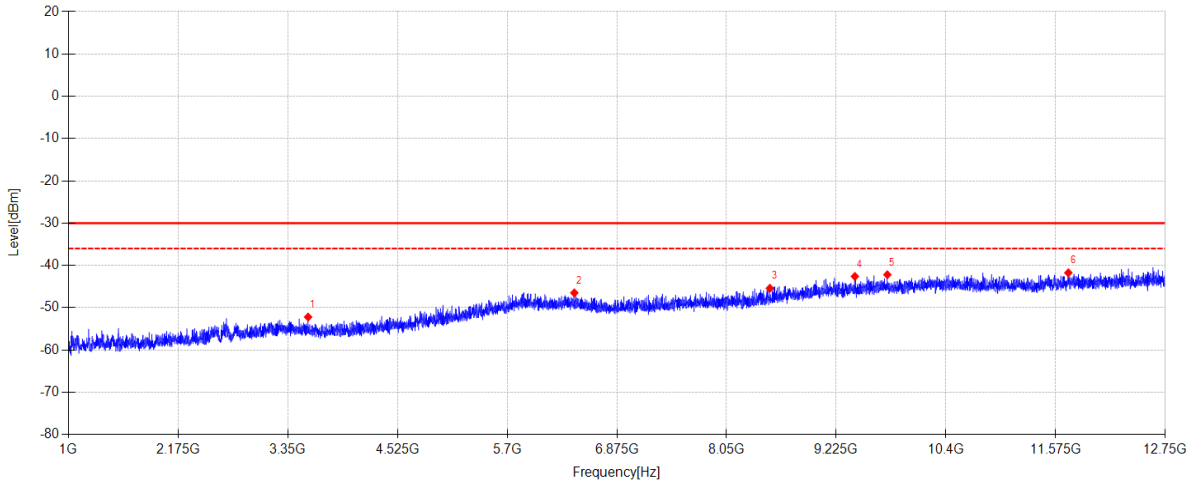

Data List

NO.	Freq. [MHz]	Reading [dBµV/m]	Factor [dB]	Level [dBm]	Limit [dBm]	Margin [dB]	Detector	Polarity	Type
1	3567.375	49.03	-101.23	-52.20	**-30.00**	22.20	PK	Horizontal	EIRP
2	6419.100	47.67	-94.15	-46.48	**-30.00**	16.48	PK	Horizontal	EIRP
3	8514.125	45.60	-91.00	-45.40	**-30.00**	15.40	PK	Horizontal	EIRP
4	9424.750	46.19	-88.78	-42.59	**-30.00**	12.59	PK	Horizontal	EIRP
5	9772.550	46.13	-88.32	-42.19	**-30.00**	12.19	PK	Horizontal	EIRP
6	11711.300	46.20	-87.94	-41.74	**-30.00**	11.74	PK	Horizontal	EIRP

Note:
1. Level = Reading + Factor.
2. Factor = Antenna Factor + Cable Loss + Filter Factor - Preamp Gain + Site Loss Factor - 107.
3. Test setup: RBW: 1 MHz, VBW: 3 MHz, Sweep time: auto.

Test Date:	2025-01-22	**Tested By**:	Zhong Nan
EUT:	Table Wireless Speaker	**Model Number**:	EDF100092
Test Mode:	BLE1M 2402MHz TX Mode	**Power Supply**:	AC 230V/50Hz
Condition:	Temp:23.0°C;Humi:42.7%	**Test Site**:	DDT 3# Chamber
File Path:	d:\ts\2024 report data\Q25011512-1E\CE ABOVE1G BT\8		
Memo:	Sample Number:S25011512-001 Power Setting: 0x0d		

Test Graph

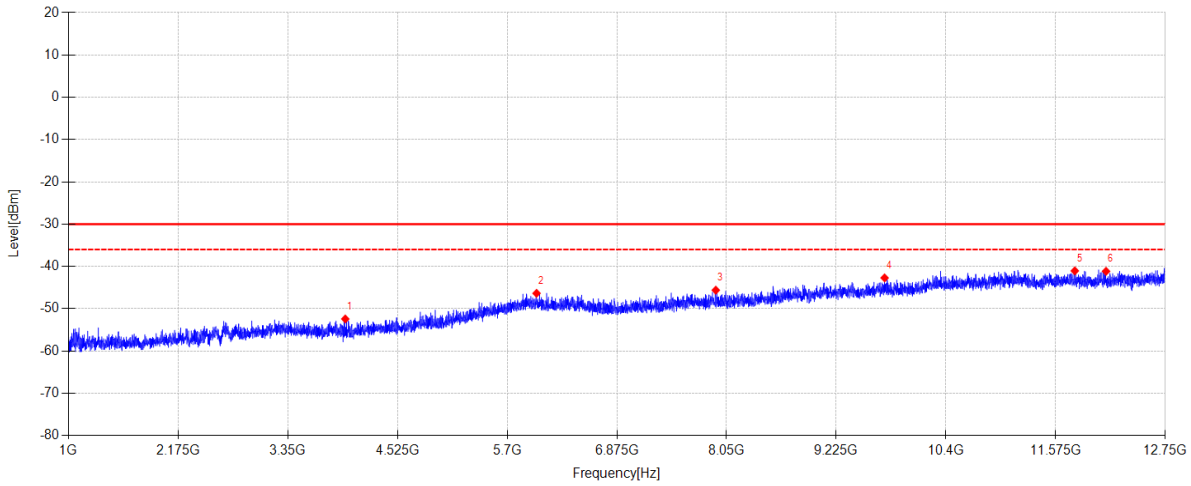

Data List									
NO.	**Freq. [MHz]**	**Reading [dBµV/m]**	**Factor [dB]**	**Level [dBm]**	**Limit [dBm]**	**Margin [dB]**	**Detector**	**Polarity**	**Type**
1	3965.700	48.24	-100.66	-52.42	**-30.00**	22.42	PK	Vertical	EIRP
2	6014.900	47.20	-93.55	-46.35	**-30.00**	16.35	PK	Vertical	EIRP
3	7934.850	46.90	-92.51	-45.61	**-30.00**	15.61	PK	Vertical	EIRP
4	9743.175	46.10	-88.80	-42.70	**-30.00**	12.70	PK	Vertical	EIRP
5	11780.625	46.16	-87.21	-41.05	**-30.00**	11.05	PK	Vertical	EIRP
6	12115.500	46.25	-87.40	-41.15	**-30.00**	11.15	PK	Vertical	EIRP

Note:
1. Level = Reading + Factor.
2. Factor = Antenna Factor + Cable Loss + Filter Factor - Preamp Gain + Site Loss Factor - 107.
3. Test setup: RBW: 1 MHz, VBW: 3 MHz, Sweep time: auto.

Test Date:	2025-01-22	**Tested By**:	Zhong Nan
EUT:	Table Wireless Speaker	**Model Number**:	EDF100092
Test Mode:	BLE1M 2480MHz TX Mode	**Power Supply**:	AC 230V/50Hz
Condition:	Temp:23.0°C;Humi:42.7%	**Test Site**:	DDT 3# Chamber
File Path:	d:\ts\2024 report data\Q25011512-1E\CE ABOVE1G BT\5		
Memo:	Sample Number:S25011512-001 Power Setting: 0x0d		

Test Graph

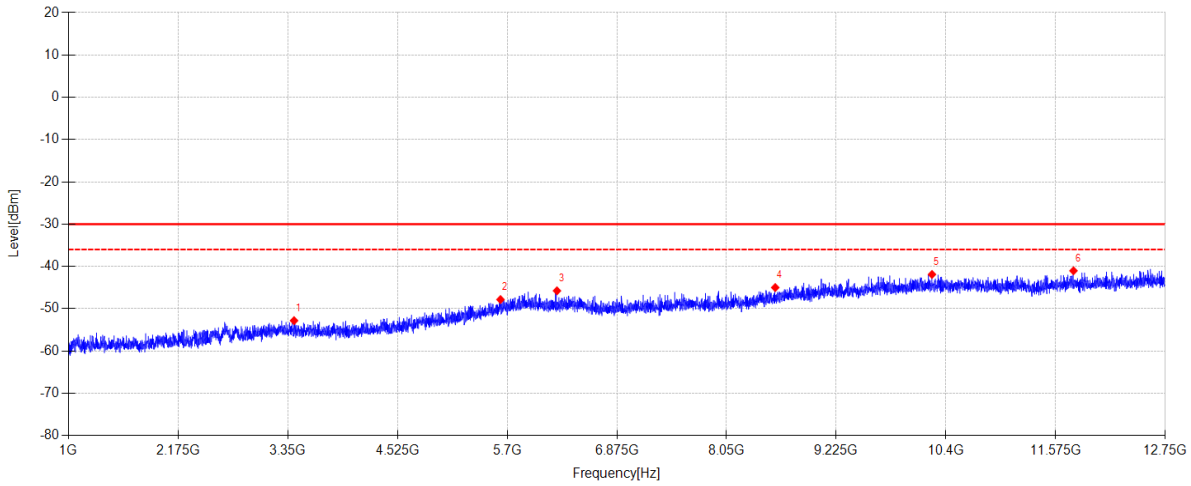

Data List									
NO.	**Freq. [MHz]**	**Reading [dBµV/m]**	**Factor [dB]**	**Level [dBm]**	**Limit [dBm]**	**Margin [dB]**	**Detector**	**Polarity**	**Type**
1	3416.975	48.63	-101.44	-52.81	**-30.00**	22.81	PK	Horizontal	EIRP
2	5628.325	47.28	-95.11	-47.83	**-30.00**	17.83	PK	Horizontal	EIRP
3	6233.450	48.13	-93.89	-45.76	**-30.00**	15.76	PK	Horizontal	EIRP
4	8571.700	45.82	-90.81	-44.99	**-30.00**	14.99	PK	Horizontal	EIRP
5	10250.775	46.13	-88.02	-41.89	**-30.00**	11.89	PK	Horizontal	EIRP
6	11766.525	46.91	-87.94	-41.03	**-30.00**	11.03	PK	Horizontal	EIRP

Note:
1. Level = Reading + Factor.
2. Factor = Antenna Factor + Cable Loss + Filter Factor - Preamp Gain + Site Loss Factor - 107.
3. Test setup: RBW: 1 MHz, VBW: 3 MHz, Sweep time: auto.

Test Date:	2025-01-22	**Tested By**:	Zhong Nan
EUT:	Table Wireless Speaker	**Model Number**:	EDF100092
Test Mode:	BLE1M 2480MHz TX Mode	**Power Supply**:	AC 230V/50Hz
Condition:	Temp:23.0°C;Humi:42.7%	**Test Site**:	DDT 3# Chamber
File Path:	d:\ts\2024 report data\Q25011512-1E\CE ABOVE1G BT\6		
Memo:	Sample Number:S25011512-001 Power Setting: 0x0d		

Test Graph

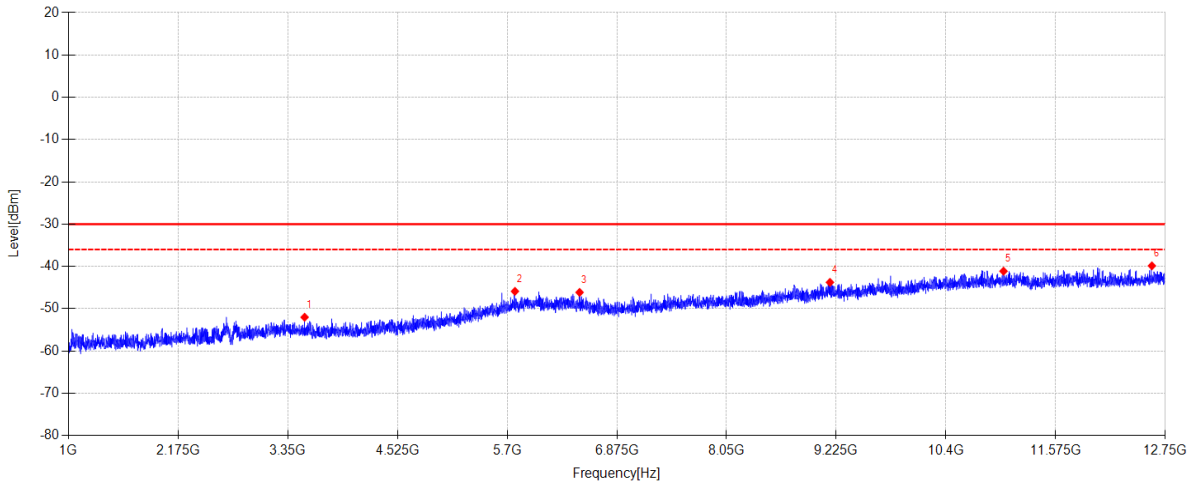

Data List									
NO.	**Freq. [MHz]**	**Reading [dBµV/m]**	**Factor [dB]**	**Level [dBm]**	**Limit [dBm]**	**Margin [dB]**	**Detector**	**Polarity**	**Type**
1	3529.775	49.26	-101.27	-52.01	**-30.00**	22.01	PK	Vertical	EIRP
2	5783.425	48.66	-94.54	-45.88	**-30.00**	15.88	PK	Vertical	EIRP
3	6475.500	48.16	-94.29	-46.13	**-30.00**	16.13	PK	Vertical	EIRP
4	9158.025	45.76	-89.52	-43.76	**-30.00**	13.76	PK	Vertical	EIRP
5	11016.875	45.61	-86.73	-41.12	**-30.00**	11.12	PK	Vertical	EIRP
6	12606.650	47.75	-87.60	-39.85	**-30.00**	9.85	PK	Vertical	EIRP

Note:
1. Level = Reading + Factor.
2. Factor = Antenna Factor + Cable Loss + Filter Factor - Preamp Gain + Site Loss Factor - 107.
3. Test setup: RBW: 1 MHz, VBW: 3 MHz, Sweep time: auto.

Test Date:	2025-01-22	**Tested By**:	Zhong Nan
EUT:	Table Wireless Speaker	**Model Number**:	EDF100092
Test Mode:	BLE2M 2404MHz TX Mode	**Power Supply**:	AC 230V/50Hz
Condition:	Temp:23.0°C;Humi:42.7%	**Test Site**:	DDT 3# Chamber
File Path:	d:\ts\2024 report data\Q25011512-1E\CE ABOVE1G BT\1		
Memo:	Sample Number:S25011512-001 Power Setting: 0x0d		

Test Graph

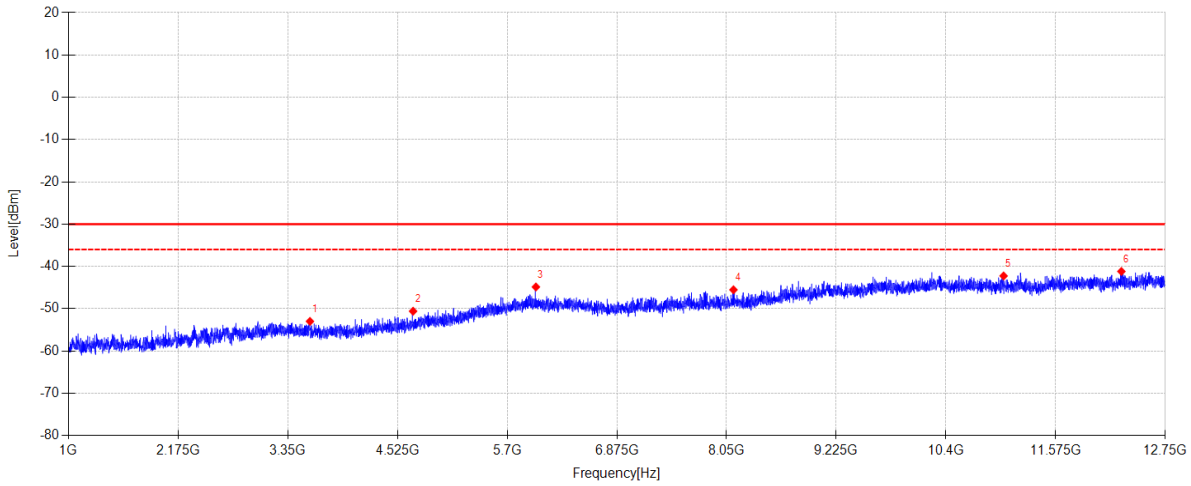

Data List

NO.	Freq. [MHz]	Reading [dBµV/m]	Factor [dB]	Level [dBm]	Limit [dBm]	Margin [dB]	Detector	Polarity	Type
1	3587.350	48.20	-101.19	-52.99	**-30.00**	22.99	PK	Horizontal	EIRP
2	4691.850	48.03	-98.61	-50.58	**-30.00**	20.58	PK	Horizontal	EIRP
3	6007.850	48.71	-93.56	-44.85	**-30.00**	14.85	PK	Horizontal	EIRP
4	8124.025	46.80	-92.32	-45.52	**-30.00**	15.52	PK	Horizontal	EIRP
5	11018.050	45.84	-88.08	-42.24	**-30.00**	12.24	PK	Horizontal	EIRP
6	12280.000	46.73	-87.91	-41.18	**-30.00**	11.18	PK	Horizontal	EIRP

Note:
1. Level = Reading + Factor.
2. Factor = Antenna Factor + Cable Loss + Filter Factor - Preamp Gain + Site Loss Factor - 107.
3. Test setup: RBW: 1 MHz, VBW: 3 MHz, Sweep time: auto.

Test Date:	2025-01-22	**Tested By**:	Zhong Nan
EUT:	Table Wireless Speaker	**Model Number**:	EDF100092
Test Mode:	BLE2M 2404MHz TX Mode	**Power Supply**:	AC 230V/50Hz
Condition:	Temp:23.0°C;Humi:42.7%	**Test Site**:	DDT 3# Chamber
File Path:	d:\ts\2024 report data\Q25011512-1E\CE ABOVE1G BT\2		
Memo:	Sample Number:S25011512-001 Power Setting: 0x0d		

Test Graph

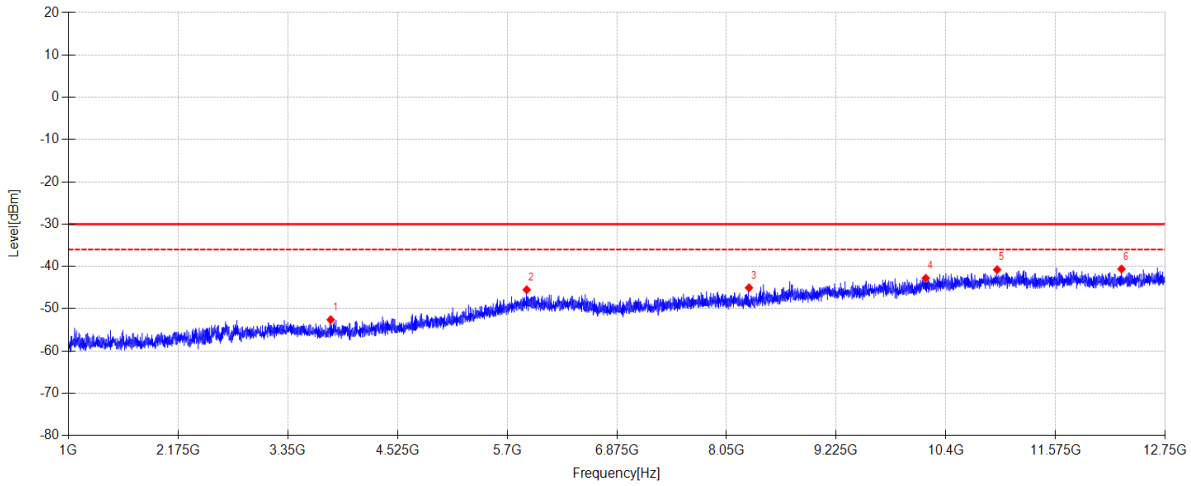

Data List									
NO.	**Freq. [MHz]**	**Reading [dBµV/m]**	**Factor [dB]**	**Level [dBm]**	**Limit [dBm]**	**Margin [dB]**	**Detector**	**Polarity**	**Type**
1	3809.425	48.29	-100.88	-52.59	**-30.00**	22.59	PK	Vertical	EIRP
2	5909.150	48.44	-93.95	-45.51	**-30.00**	15.51	PK	Vertical	EIRP
3	8290.875	46.51	-91.56	-45.05	**-30.00**	15.05	PK	Vertical	EIRP
4	10183.800	45.39	-88.18	-42.79	**-30.00**	12.79	PK	Vertical	EIRP
5	10948.725	46.05	-86.81	-40.76	**-30.00**	10.76	PK	Vertical	EIRP
6	12281.175	46.85	-87.46	-40.61	**-30.00**	10.61	PK	Vertical	EIRP

Note:
1. Level = Reading + Factor.
2. Factor = Antenna Factor + Cable Loss + Filter Factor - Preamp Gain + Site Loss Factor - 107.
3. Test setup: RBW: 1 MHz, VBW: 3 MHz, Sweep time: auto.

Test Date:	2025-01-22	**Tested By**:	Zhong Nan
EUT:	Table Wireless Speaker	**Model Number**:	EDF100092
Test Mode:	BLE2M 2478MHz TX Mode	**Power Supply**:	AC 230V/50Hz
Condition:	Temp:23.0°C;Humi:42.7%	**Test Site**:	DDT 3# Chamber
File Path:	d:\ts\2024 report data\Q25011512-1E\CE ABOVE1G BT\3		
Memo:	Sample Number:S25011512-001 Power Setting: 0x0d		

Test Graph

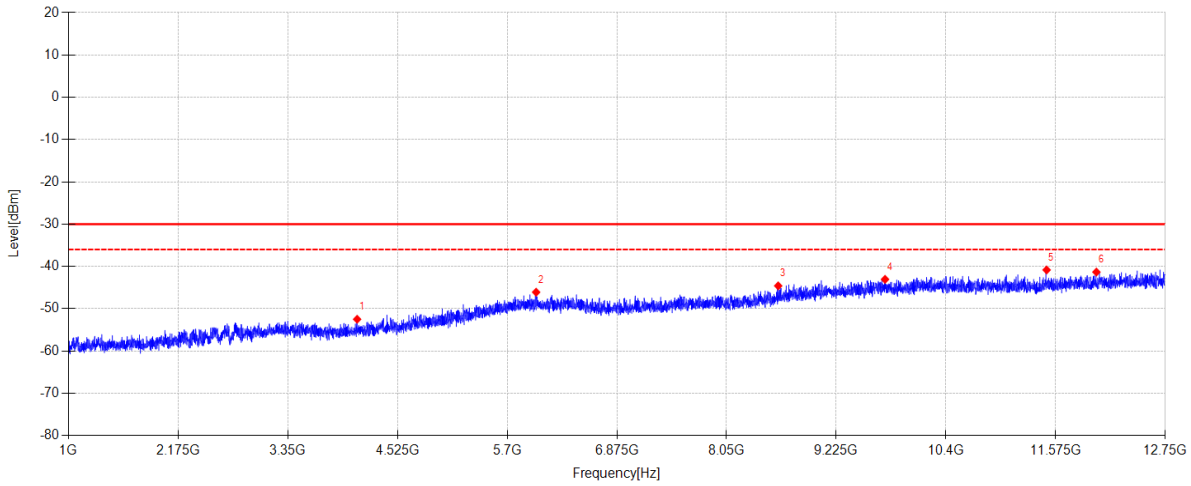

Data List

NO.	Freq. [MHz]	Reading [dBµV/m]	Factor [dB]	Level [dBm]	Limit [dBm]	Margin [dB]	Detector	Polarity	Type
1	4092.600	47.83	-100.32	-52.49	**-30.00**	22.49	PK	Horizontal	EIRP
2	6010.200	47.47	-93.56	-46.09	**-30.00**	16.09	PK	Horizontal	EIRP
3	8603.425	46.11	-90.70	-44.59	**-30.00**	14.59	PK	Horizontal	EIRP
4	9747.875	45.29	-88.34	-43.05	**-30.00**	13.05	PK	Horizontal	EIRP
5	11478.650	47.17	-87.99	-40.82	**-30.00**	10.82	PK	Horizontal	EIRP
6	12012.100	46.57	-87.89	-41.32	**-30.00**	11.32	PK	Horizontal	EIRP

Note:
1. Level = Reading + Factor.
2. Factor = Antenna Factor + Cable Loss + Filter Factor - Preamp Gain + Site Loss Factor - 107.
3. Test setup: RBW: 1 MHz, VBW: 3 MHz, Sweep time: auto.

Test Date:	2025-01-22	**Tested By**:	Zhong Nan
EUT:	Table Wireless Speaker	**Model Number**:	EDF100092
Test Mode:	BLE2M 2478MHz TX Mode	**Power Supply**:	AC 230V/50Hz
Condition:	Temp:23.0°C;Humi:42.7%	**Test Site**:	DDT 3# Chamber
File Path:	d:\ts\2024 report data\Q25011512-1E\CE ABOVE1G BT\4		
Memo:	Sample Number:S25011512-001 Power Setting: 0x0d		

Test Graph

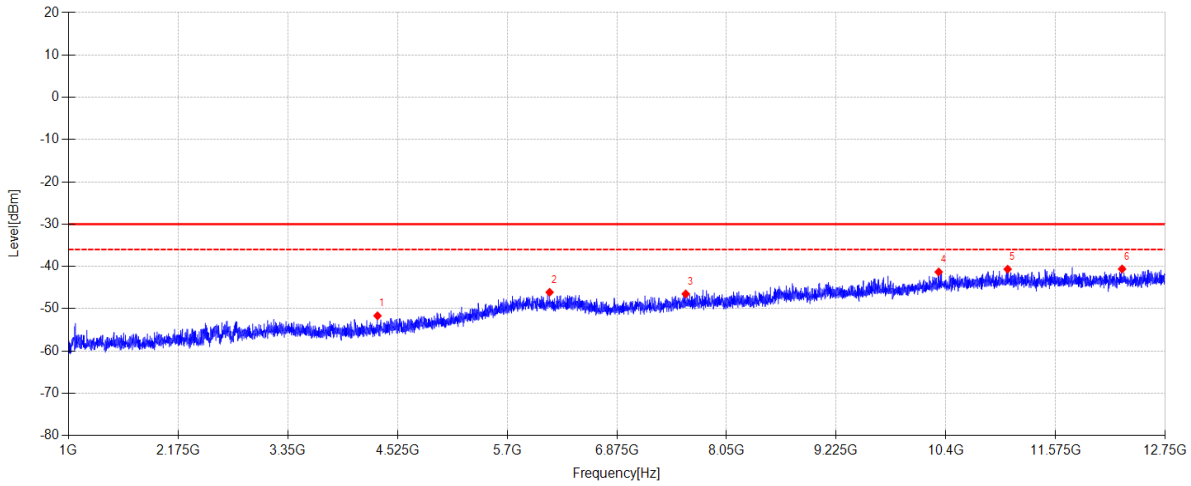

Data List									
NO.	**Freq. [MHz]**	**Reading [dBµV/m]**	**Factor [dB]**	**Level [dBm]**	**Limit [dBm]**	**Margin [dB]**	**Detector**	**Polarity**	**Type**
1	4311.150	48.21	-99.88	-51.67	**-30.00**	21.67	PK	Vertical	EIRP
2	6154.725	47.67	-93.77	-46.10	**-30.00**	16.10	PK	Vertical	EIRP
3	7612.900	46.92	-93.42	-46.50	**-30.00**	16.50	PK	Vertical	EIRP
4	10322.450	46.63	-87.93	-41.30	**-30.00**	11.30	PK	Vertical	EIRP
5	11061.525	46.11	-86.76	-40.65	**-30.00**	10.65	PK	Vertical	EIRP
6	12287.050	46.86	-87.46	-40.60	**-30.00**	10.60	PK	Vertical	EIRP

Note:
1. Level = Reading + Factor.
2. Factor = Antenna Factor + Cable Loss + Filter Factor - Preamp Gain + Site Loss Factor - 107.
3. Test setup: RBW: 1 MHz, VBW: 3 MHz, Sweep time: auto.

6 Appendix B.6 : Receiver spurious emissions

Note: The EUT without antenna connectors.

Test Date:	2025-01-24	**Tested By**:	Zhong Nan
EUT:	Table Wireless Speaker	**Model Number**:	EDF100092
Test Mode:	BLE1M 2402MHz RX Mode	**Power Supply**:	AC 230V/50Hz
Condition:	Temp:23.0°C;Humi:42.7%	**Test Site**:	DDT 3# Chamber
File Path:	d:\ts\2024 report data\Q25011512-1E\CE BELOW1G BT\9		
Memo:	Sample Number:S25011512-001 Power Setting:NA		

Test Graph

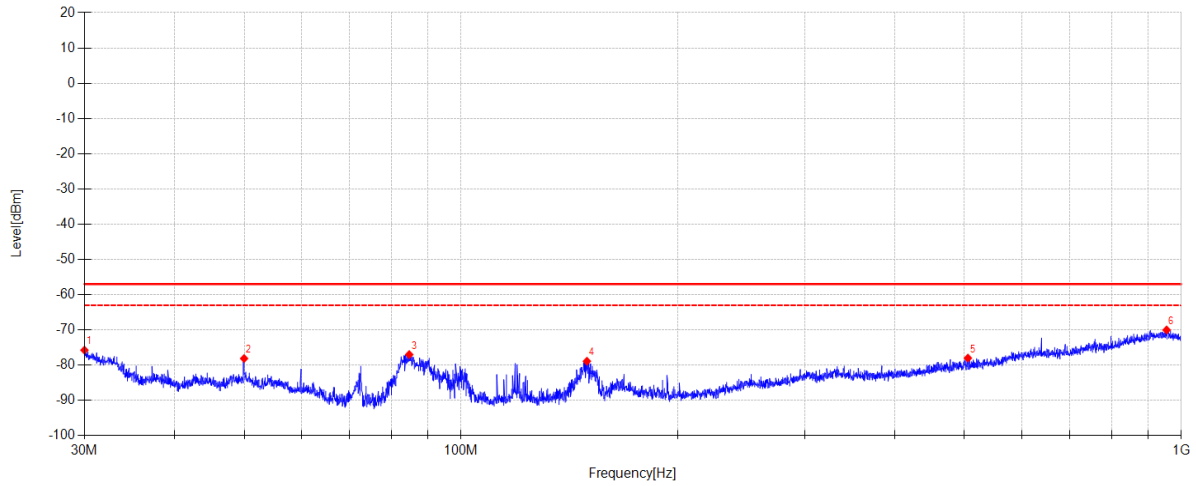

Data List

NO.	Freq. [MHz]	Reading [dBµV/m]	Factor [dB]	Level [dBm]	Limit [dBm]	Margin [dB]	Detector	Polarity	Type
1	30.000	37.37	-113.12	-75.75	-57.00	18.75	PK	Horizontal	ERP
2	49.981	31.89	-110.02	-78.13	-57.00	21.13	PK	Horizontal	ERP
3	84.744	40.11	-117.12	-77.01	-57.00	20.01	PK	Horizontal	ERP
4	149.543	39.33	-118.22	-78.89	-57.00	21.89	PK	Horizontal	ERP
5	505.484	28.16	-106.17	-78.01	-57.00	21.01	PK	Horizontal	ERP
6	954.108	27.50	-97.53	-70.03	-57.00	13.03	PK	Horizontal	ERP

Note:
1. Level = Reading + Factor.
2. Factor = Antenna Factor + Cable Loss - Preamp Gain + Site Loss Factor - 107.
3. Test setup: RBW: 100 kHz, VBW: 300 kHz, Sweep time: auto.

Test Date:	2025-01-24	**Tested By**:	Zhong Nan
EUT:	Table Wireless Speaker	**Model Number**:	EDF100092
Test Mode:	BLE1M 2402MHz RX Mode	**Power Supply**:	AC 230V/50Hz
Condition:	Temp:23.0°C;Humi:42.7%	**Test Site**:	DDT 3# Chamber
File Path:	d:\ts\2024 report data\Q25011512-1E\CE BELOW1G BT\10		
Memo:	Sample Number:S25011512-001 Power Setting:NA		

Test Graph

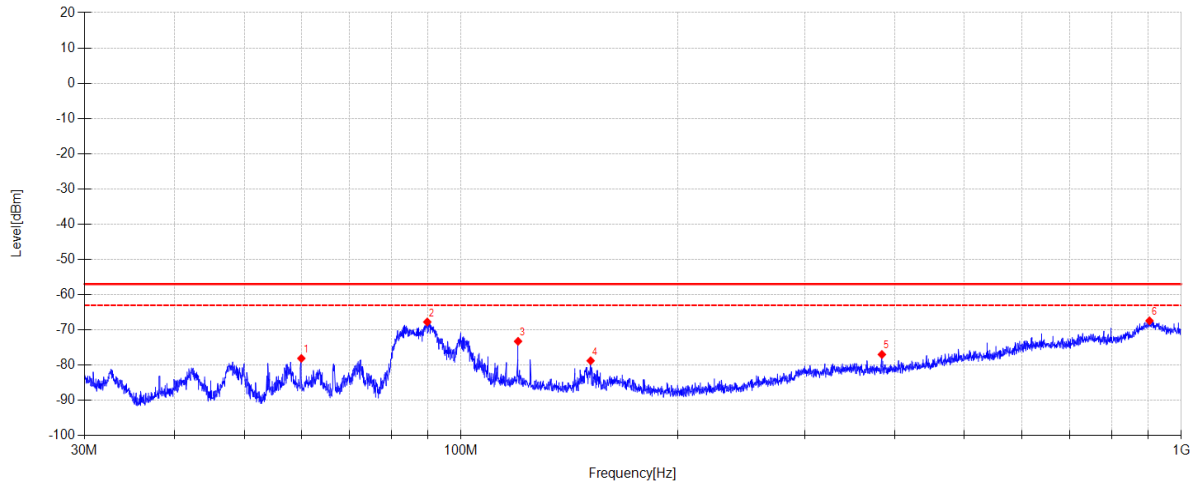

Data List									
NO.	**Freq. [MHz]**	**Reading [dBµV/m]**	**Factor [dB]**	**Level [dBm]**	**Limit [dBm]**	**Margin [dB]**	**Detector**	**Polarity**	**Type**
1	60.019	36.65	-114.75	-78.10	-57.00	21.10	PK	Vertical	ERP
2	89.759	44.32	-112.08	-67.76	-57.00	10.76	PK	Vertical	ERP
3	119.991	38.26	-111.51	-73.25	-57.00	16.25	PK	Vertical	ERP
4	151.336	34.87	-113.63	-78.76	-57.00	21.76	PK	Vertical	ERP
5	384.005	30.01	-106.99	-76.98	-57.00	19.98	PK	Vertical	ERP
6	903.328	27.72	-95.14	-67.42	-57.00	10.42	PK	Vertical	ERP

Note:
1. Level = Reading + Factor.
2. Factor = Antenna Factor + Cable Loss - Preamp Gain + Site Loss Factor - 107.
3. Test setup: RBW: 100 kHz, VBW: 300 kHz, Sweep time: auto.

Test Date:	2025-01-24	**Tested By**:	Zhong Nan
EUT:	Table Wireless Speaker	**Model Number**:	EDF100092
Test Mode:	BLE1M 2480MHz RX Mode	**Power Supply**:	AC 230V/50Hz
Condition:	Temp:23.0°C;Humi:42.7%	**Test Site**:	DDT 3# Chamber
File Path:	d:\ts\2024 report data\Q25011512-1E\CE BELOW1G BT\11		
Memo:	Sample Number:S25011512-001 Power Setting:NA		

Test Graph

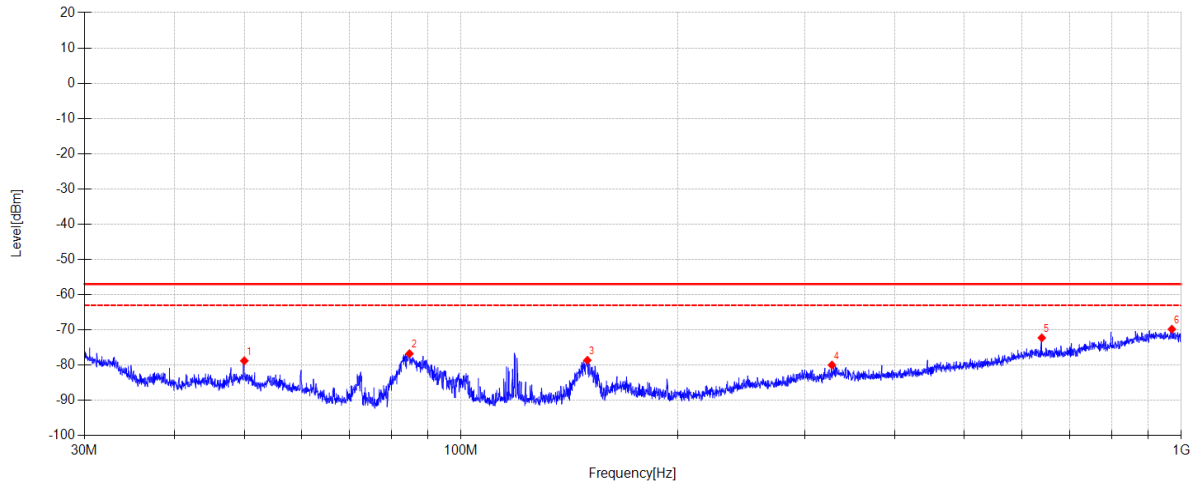

Data List

NO.	Freq. [MHz]	Reading [dBµV/m]	Factor [dB]	Level [dBm]	Limit [dBm]	Margin [dB]	Detector	Polarity	Type
1	50.016	31.24	-110.02	-78.78	-57.00	21.78	PK	Horizontal	ERP
2	84.803	40.37	-117.12	-76.75	-57.00	19.75	PK	Horizontal	ERP
3	149.752	39.59	-118.23	-78.64	-57.00	21.64	PK	Horizontal	ERP
4	327.271	30.00	-109.97	-79.97	-57.00	22.97	PK	Horizontal	ERP
5	640.219	30.95	-103.21	-72.26	-57.00	15.26	PK	Horizontal	ERP
6	970.300	28.02	-97.84	-69.82	-57.00	12.82	PK	Horizontal	ERP

Note:
1. Level = Reading + Factor.
2. Factor = Antenna Factor + Cable Loss - Preamp Gain + Site Loss Factor - 107.
3. Test setup: RBW: 100 kHz, VBW: 300 kHz, Sweep time: auto.

Test Date:	2025-01-24	**Tested By**:	Zhong Nan
EUT:	Table Wireless Speaker	**Model Number**:	EDF100092
Test Mode:	BLE1M 2480MHz RX Mode	**Power Supply**:	AC 230V/50Hz
Condition:	Temp:23.0°C;Humi:42.7%	**Test Site**:	DDT 3# Chamber
File Path:	d:\ts\2024 report data\Q25011512-1E\CE BELOW1G BT\12		
Memo:	Sample Number:S25011512-001 Power Setting:NA		

Test Graph

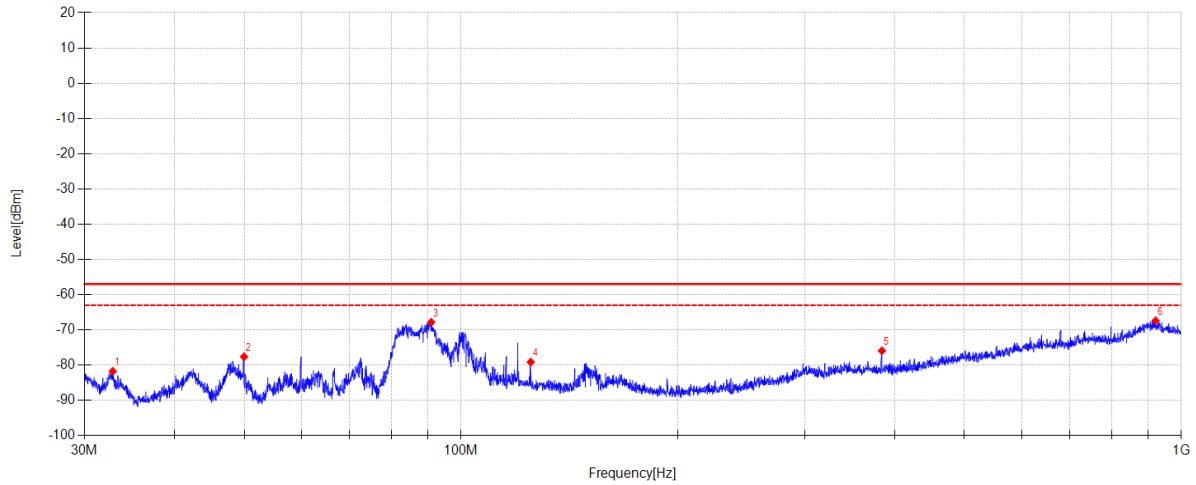

Data List

NO.	Freq. [MHz]	Reading [dBµV/m]	Factor [dB]	Level [dBm]	Limit [dBm]	Margin [dB]	Detector	Polarity	Type
1	32.840	34.64	-116.40	-81.76	-57.00	24.76	PK	Vertical	ERP
2	49.981	37.18	-114.82	-77.64	-57.00	20.64	PK	Vertical	ERP
3	90.899	43.96	-111.80	-67.84	-57.00	10.84	PK	Vertical	ERP
4	124.971	32.73	-111.87	-79.14	-57.00	22.14	PK	Vertical	ERP
5	384.005	31.06	-106.99	-75.93	-57.00	18.93	PK	Vertical	ERP
6	921.238	27.98	-95.40	-67.42	-57.00	10.42	PK	Vertical	ERP

Note:
1. Level = Reading + Factor.
2. Factor = Antenna Factor + Cable Loss - Preamp Gain + Site Loss Factor - 107.
3. Test setup: RBW: 100 kHz, VBW: 300 kHz, Sweep time: auto.

Test Date:	2025-01-24	**Tested By**:	Zhong Nan
EUT:	Table Wireless Speaker	**Model Number**:	EDF100092
Test Mode:	BLE2M 2404MHz RX Mode	**Power Supply**:	AC 230V/50Hz
Condition:	Temp:23.0°C;Humi:42.7%	**Test Site**:	DDT 3# Chamber
File Path:	d:\ts\2024 report data\Q25011512-1E\CE BELOW1G BT\13		
Memo:	Sample Number:S25011512-001 Power Setting:NA		

Test Graph

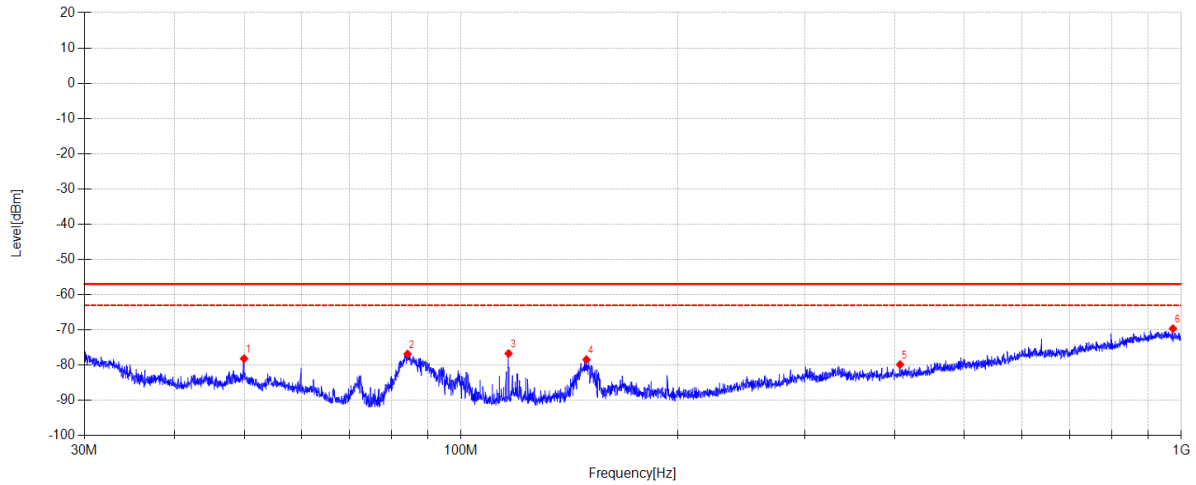

Data List

NO.	Freq. [MHz]	Reading [dBµV/m]	Factor [dB]	Level [dBm]	Limit [dBm]	Margin [dB]	Detector	Polarity	Type
1	49.981	31.85	-110.02	-78.17	-57.00	21.17	PK	Horizontal	ERP
2	84.270	40.30	-117.15	-76.85	-57.00	19.85	PK	Horizontal	ERP
3	116.427	39.40	-116.12	-76.72	-57.00	19.72	PK	Horizontal	ERP
4	149.333	39.74	-118.20	-78.46	-57.00	21.46	PK	Horizontal	ERP
5	407.016	28.53	-108.37	-79.84	-57.00	22.84	PK	Horizontal	ERP
6	973.707	28.26	-97.90	-69.64	-57.00	12.64	PK	Horizontal	ERP

Note:
1. Level = Reading + Factor.
2. Factor = Antenna Factor + Cable Loss - Preamp Gain + Site Loss Factor - 107.
3. Test setup: RBW: 100 kHz, VBW: 300 kHz, Sweep time: auto.

Test Date:	2025-01-24	**Tested By**:	Zhong Nan
EUT:	Table Wireless Speaker	**Model Number**:	EDF100092
Test Mode:	BLE2M 2404MHz RX Mode	**Power Supply**:	AC 230V/50Hz
Condition:	Temp:23.0°C;Humi:42.7%	**Test Site**:	DDT 3# Chamber
File Path:	d:\ts\2024 report data\Q25011512-1E\CE BELOW1G BT\14		
Memo:	Sample Number:S25011512-001 Power Setting:NA		

Test Graph

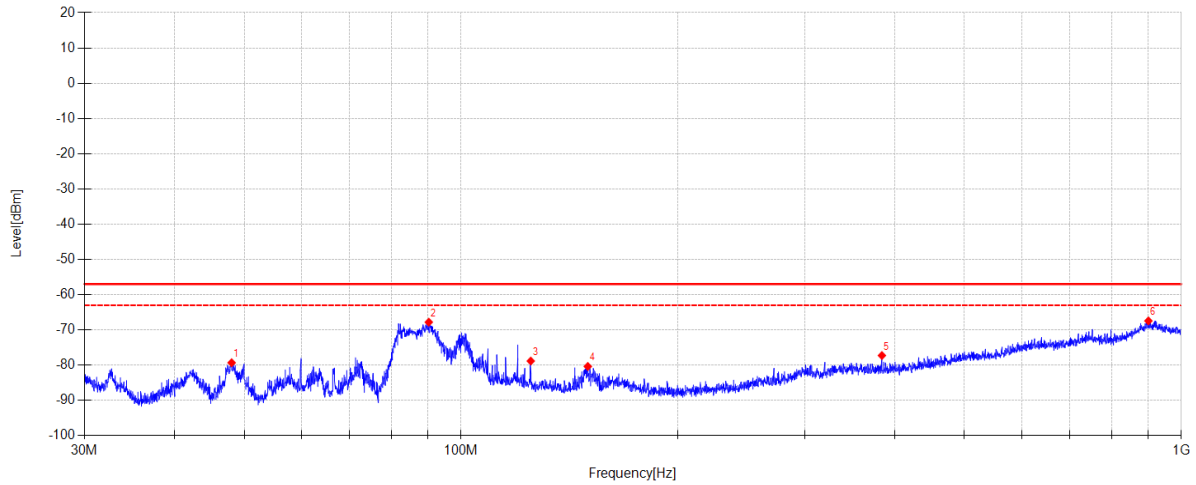

Data List									
NO.	**Freq. [MHz]**	**Reading [dBµV/m]**	**Factor [dB]**	**Level [dBm]**	**Limit [dBm]**	**Margin [dB]**	**Detector**	**Polarity**	**Type**
1	48.023	35.67	-114.99	-79.32	-57.00	22.32	PK	Vertical	ERP
2	90.201	44.12	-111.93	-67.81	-57.00	10.81	PK	Vertical	ERP
3	124.971	33.03	-111.87	-78.84	-57.00	21.84	PK	Vertical	ERP
4	149.963	33.26	-113.64	-80.38	-57.00	23.38	PK	Vertical	ERP
5	384.005	29.72	-106.99	-77.27	-57.00	20.27	PK	Vertical	ERP
6	900.166	27.65	-95.10	-67.45	-57.00	10.45	PK	Vertical	ERP

Note:
1. Level = Reading + Factor.
2. Factor = Antenna Factor + Cable Loss - Preamp Gain + Site Loss Factor - 107.
3. Test setup: RBW: 100 kHz, VBW: 300 kHz, Sweep time: auto.

Test Date:	2025-01-24	**Tested By**:	Zhong Nan
EUT:	Table Wireless Speaker	**Model Number**:	EDF100092
Test Mode:	BLE2M 2478MHz RX Mode	**Power Supply**:	AC 230V/50Hz
Condition:	Temp:23.0°C;Humi:42.7%	**Test Site**:	DDT 3# Chamber
File Path:	d:\ts\2024 report data\Q25011512-1E\CE BELOW1G BT\15		
Memo:	Sample Number:S25011512-001 Power Setting:NA		

Test Graph

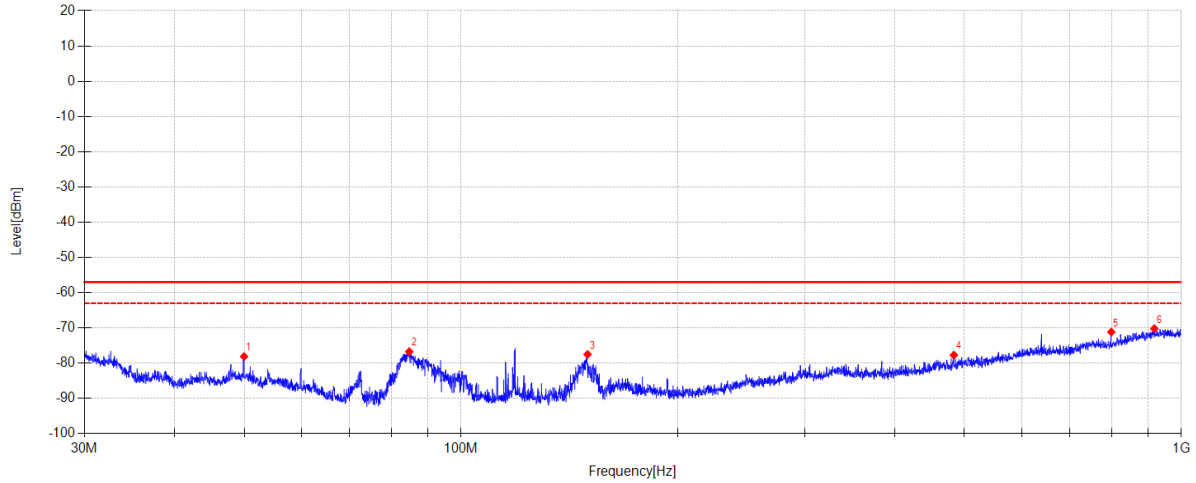

Data List									
NO.	**Freq. [MHz]**	**Reading [dBµV/m]**	**Factor [dB]**	**Level [dBm]**	**Limit [dBm]**	**Margin [dB]**	**Detector**	**Polarity**	**Type**
1	49.981	31.90	-110.02	-78.12	-57.00	21.12	PK	Horizontal	ERP
2	84.744	40.37	-117.12	-76.75	-57.00	19.75	PK	Horizontal	ERP
3	149.857	40.71	-118.24	-77.53	-57.00	20.53	PK	Horizontal	ERP
4	483.301	29.04	-106.77	-77.73	-57.00	20.73	PK	Horizontal	ERP
5	799.576	30.66	-101.85	-71.19	-57.00	14.19	PK	Horizontal	ERP
6	917.370	28.17	-98.37	-70.20	-57.00	13.20	PK	Horizontal	ERP

Note:
1. Level = Reading + Factor.
2. Factor = Antenna Factor + Cable Loss - Preamp Gain + Site Loss Factor - 107.
3. Test setup: RBW: 100 kHz, VBW: 300 kHz, Sweep time: auto.

Test Date:	2025-01-24	**Tested By**:	Zhong Nan
EUT:	Table Wireless Speaker	**Model Number**:	EDF100092
Test Mode:	BLE2M 2478MHz RX Mode	**Power Supply**:	AC 230V/50Hz
Condition:	Temp:23.0°C;Humi:42.7%	**Test Site**:	DDT 3# Chamber
File Path:	d:\ts\2024 report data\Q25011512-1E\CE BELOW1G BT\16		
Memo:	Sample Number:S25011512-001 Power Setting:NA		

Test Graph

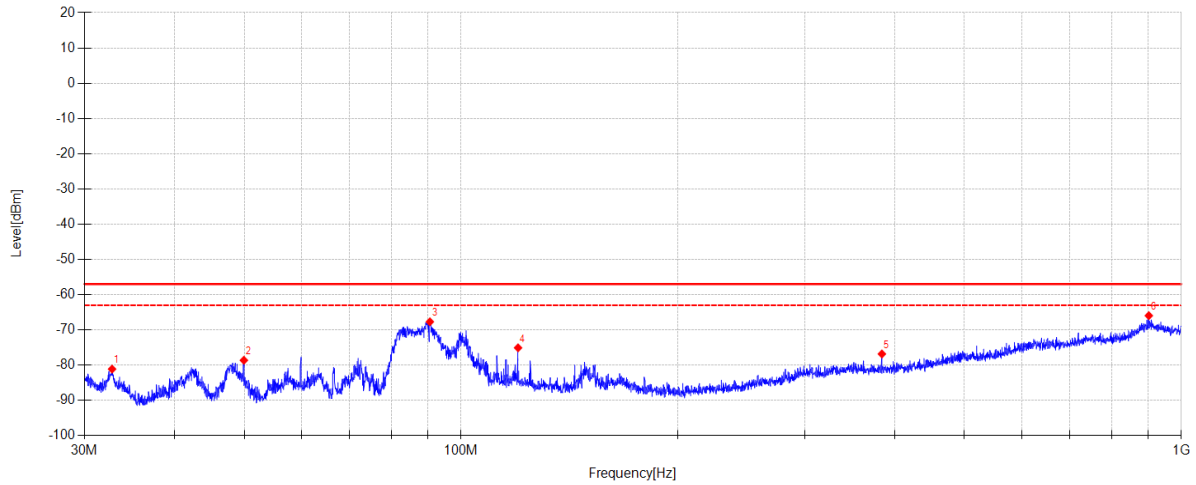

Data List									
NO.	**Freq. [MHz]**	**Reading [dBµV/m]**	**Factor [dB]**	**Level [dBm]**	**Limit [dBm]**	**Margin [dB]**	**Detector**	**Polarity**	**Type**
1	32.771	35.28	-116.41	-81.13	-57.00	24.13	PK	Vertical	ERP
2	49.946	36.20	-114.82	-78.62	-57.00	21.62	PK	Vertical	ERP
3	90.517	44.17	-111.88	-67.71	-57.00	10.71	PK	Vertical	ERP
4	119.991	36.42	-111.51	-75.09	-57.00	18.09	PK	Vertical	ERP
5	384.005	30.16	-106.99	-76.83	-57.00	19.83	PK	Vertical	ERP
6	901.430	29.16	-95.12	-65.96	-57.00	8.96	PK	Vertical	ERP

Note:
1. Level = Reading + Factor.
2. Factor = Antenna Factor + Cable Loss - Preamp Gain + Site Loss Factor - 107.
3. Test setup: RBW: 100 kHz, VBW: 300 kHz, Sweep time: auto.

Test Date:	2025-01-22	**Tested By**:	Zhong Nan
EUT:	Table Wireless Speaker	**Model Number**:	EDF100092
Test Mode:	BLE1M 2402MHz RX Mode	**Power Supply**:	AC 230V/50Hz
Condition:	Temp:23.0°C;Humi:42.7%	**Test Site**:	DDT 3# Chamber
File Path:	d:\ts\2024 report data\Q25011512-1E\CE ABOVE1G BT\17		
Memo:	Sample Number:S25011512-001 Power Setting:NA		

Test Graph

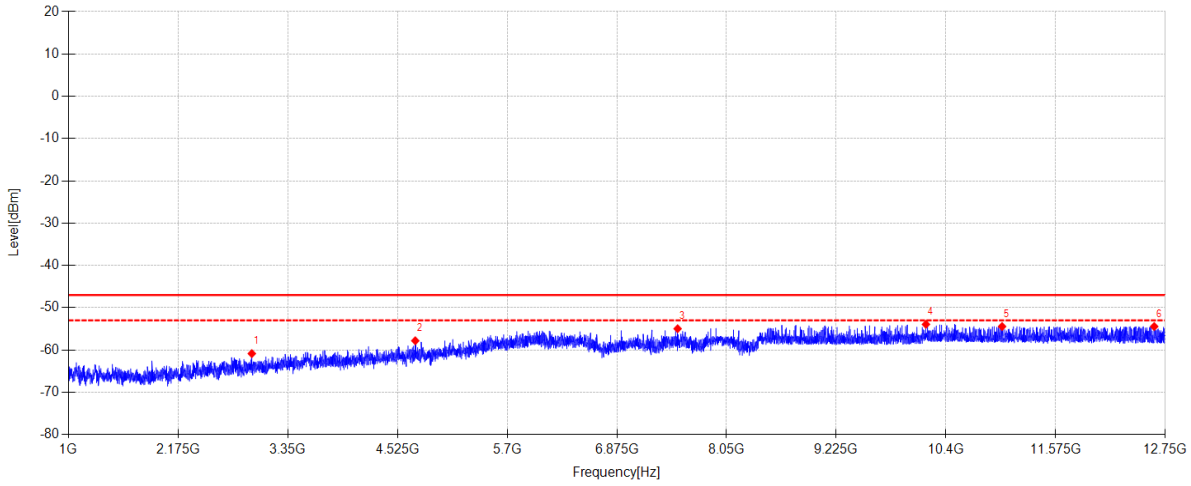

Data List

NO.	Freq. [MHz]	Reading [dBµV/m]	Factor [dB]	Level [dBm]	Limit [dBm]	Margin [dB]	Detector	Polarity	Type
1	2964.600	42.56	-103.41	-60.85	**-47.00**	13.85	PK	Horizontal	EIRP
2	4715.350	41.23	-99.04	-57.81	**-47.00**	10.81	PK	Horizontal	EIRP
3	7525.950	39.28	-94.24	-54.96	**-47.00**	7.96	PK	Horizontal	EIRP
4	10186.150	34.69	-88.62	-53.93	**-47.00**	6.93	PK	Horizontal	EIRP
5	11001.600	34.39	-88.83	-54.44	**-47.00**	7.44	PK	Horizontal	EIRP
6	12631.325	34.32	-88.76	-54.44	**-47.00**	7.44	PK	Horizontal	EIRP

Note:
1. Level = Reading + Factor.
2. Factor = Antenna Factor + Cable Loss + Filter Factor - Preamp Gain + Site Loss Factor - 107.
3. Test setup: RBW: 1 MHz, VBW: 3 MHz, Sweep time: auto.

Test Date:	2025-01-22	**Tested By**:	Zhong Nan
EUT:	Table Wireless Speaker	**Model Number**:	EDF100092
Test Mode:	BLE1M 2402MHz RX Mode	**Power Supply**:	AC 230V/50Hz
Condition:	Temp:23.0°C;Humi:42.7%	**Test Site**:	DDT 3# Chamber
File Path:	d:\ts\2024 report data\Q25011512-1E\CE ABOVE1G BT\18		
Memo:	Sample Number:S25011512-001 Power Setting:NA		

Test Graph

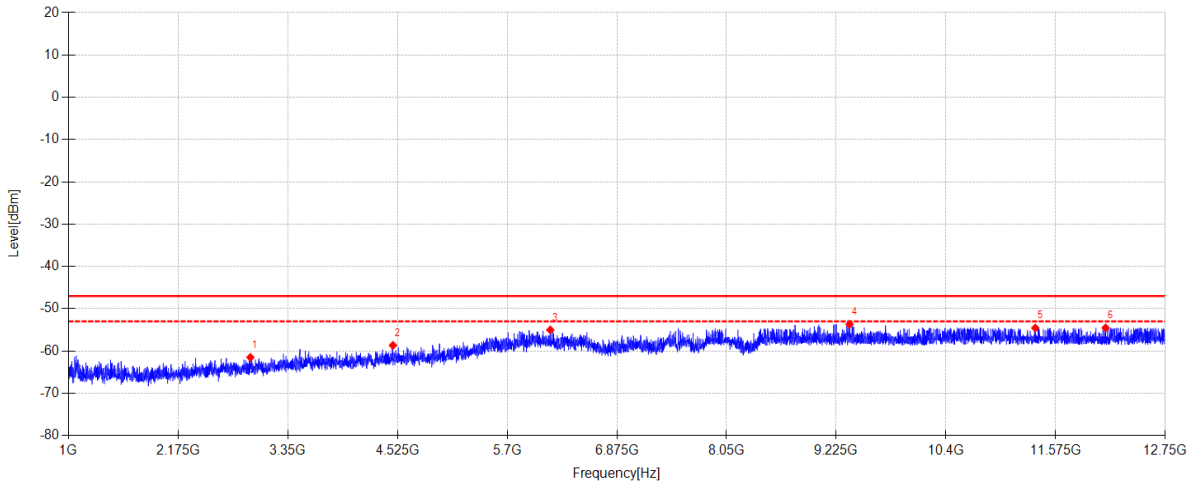

Data List

NO.	Freq. [MHz]	Reading [dBµV/m]	Factor [dB]	Level [dBm]	Limit [dBm]	Margin [dB]	Detector	Polarity	Type
1	2949.325	41.86	-103.36	-61.50	**-47.00**	14.50	PK	Vertical	EIRP
2	4476.825	41.33	-99.99	-58.66	**-47.00**	11.66	PK	Vertical	EIRP
3	6161.775	39.15	-94.15	-55.00	**-47.00**	8.00	PK	Vertical	EIRP
4	9368.350	35.96	-89.65	-53.69	**-47.00**	6.69	PK	Vertical	EIRP
5	11357.625	33.15	-87.70	-54.55	**-47.00**	7.55	PK	Vertical	EIRP
6	12110.800	33.65	-88.17	-54.52	**-47.00**	7.52	PK	Vertical	EIRP

Note:
1. Level = Reading + Factor.
2. Factor = Antenna Factor + Cable Loss + Filter Factor - Preamp Gain + Site Loss Factor - 107.
3. Test setup: RBW: 1 MHz, VBW: 3 MHz, Sweep time: auto.

Test Date:	2025-01-22	**Tested By**:	Zhong Nan
EUT:	Table Wireless Speaker	**Model Number**:	EDF100092
Test Mode:	BLE1M 2480MHz RX Mode	**Power Supply**:	AC 230V/50Hz
Condition:	Temp:23.0°C;Humi:42.7%	**Test Site**:	DDT 3# Chamber
File Path:	d:\ts\2024 report data\Q25011512-1E\CE ABOVE1G BT\19		
Memo:	Sample Number:S25011512-001 Power Setting:NA		

Test Graph

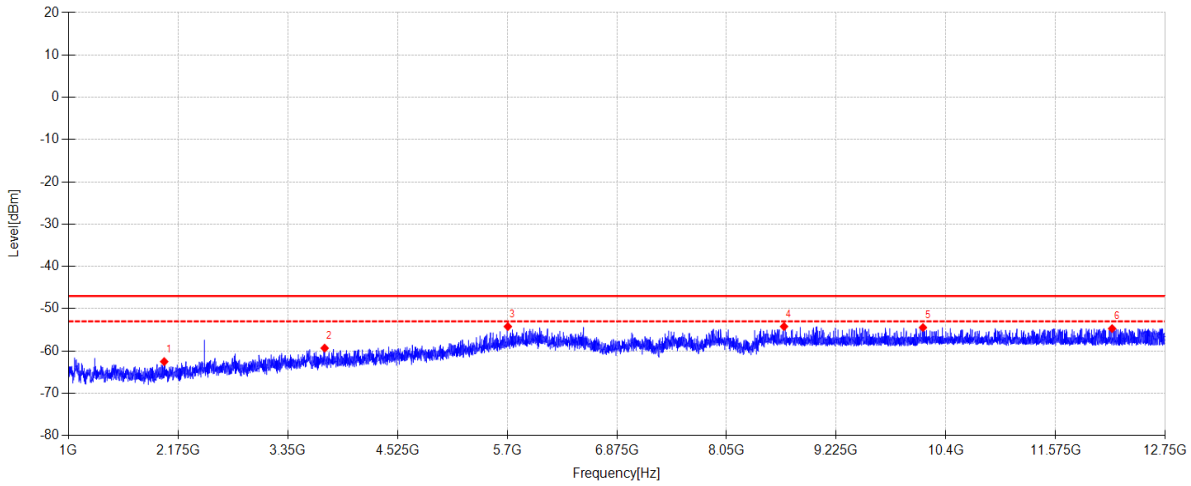

Data List									
NO.	**Freq. [MHz]**	**Reading [dBµV/m]**	**Factor [dB]**	**Level [dBm]**	**Limit [dBm]**	**Margin [dB]**	**Detector**	**Polarity**	**Type**
1	2025.775	42.14	-104.65	-62.51	**-47.00**	15.51	PK	Horizontal	EIRP
2	3744.800	42.38	-101.70	-59.32	**-47.00**	12.32	PK	Horizontal	EIRP
3	5707.050	40.94	-95.15	-54.21	**-47.00**	7.21	PK	Horizontal	EIRP
4	8665.700	36.61	-90.81	-54.20	**-47.00**	7.20	PK	Horizontal	EIRP
5	10154.425	34.16	-88.61	-54.45	**-47.00**	7.45	PK	Horizontal	EIRP
6	12180.125	34.00	-88.69	-54.69	**-47.00**	7.69	PK	Horizontal	EIRP

Note:
1. Level = Reading + Factor.
2. Factor = Antenna Factor + Cable Loss + Filter Factor - Preamp Gain + Site Loss Factor - 107.
3. Test setup: RBW: 1 MHz, VBW: 3 MHz, Sweep time: auto.

Test Date:	2025-01-22	**Tested By**:	Zhong Nan
EUT:	Table Wireless Speaker	**Model Number**:	EDF100092
Test Mode:	BLE1M 2480MHz RX Mode	**Power Supply**:	AC 230V/50Hz
Condition:	Temp:23.0°C;Humi:42.7%	**Test Site**:	DDT 3# Chamber
File Path:	d:\ts\2024 report data\Q25011512-1E\CE ABOVE1G BT\20		
Memo:	Sample Number:S25011512-001 Power Setting:NA		

Test Graph

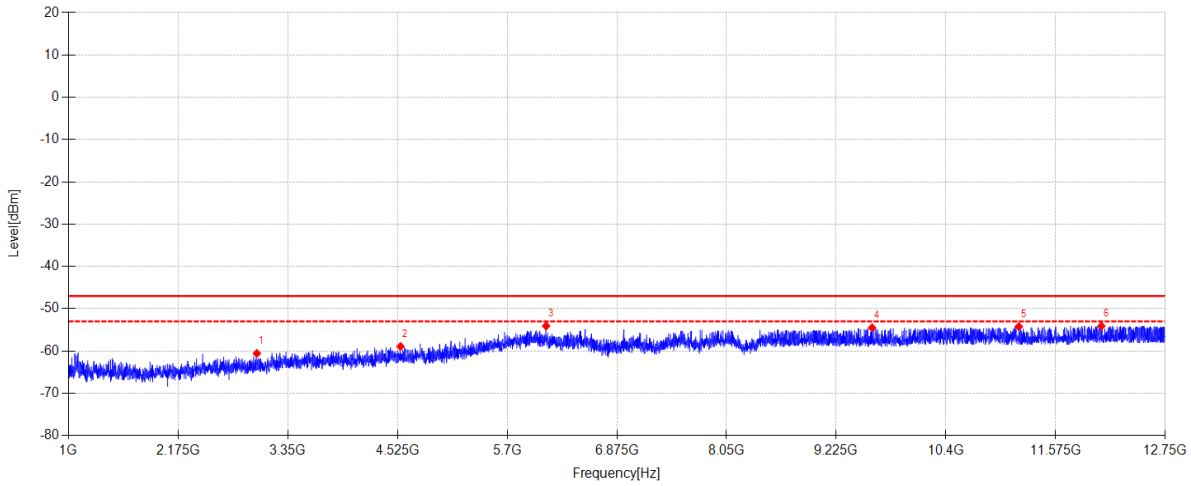

Data List

NO.	Freq. [MHz]	Reading [dBµV/m]	Factor [dB]	Level [dBm]	Limit [dBm]	Margin [dB]	Detector	Polarity	Type
1	3018.650	42.69	-103.26	-60.57	**-47.00**	13.57	PK	Vertical	EIRP
2	4556.725	40.87	-99.79	-58.92	**-47.00**	11.92	PK	Vertical	EIRP
3	6117.125	39.97	-94.06	-54.09	**-47.00**	7.09	PK	Vertical	EIRP
4	9609.225	34.93	-89.43	-54.50	**-47.00**	7.50	PK	Vertical	EIRP
5	11181.375	33.37	-87.59	-54.22	**-47.00**	7.22	PK	Vertical	EIRP
6	12064.975	34.05	-88.15	-54.10	**-47.00**	7.10	PK	Vertical	EIRP

Note:
1. Level = Reading + Factor.
2. Factor = Antenna Factor + Cable Loss + Filter Factor - Preamp Gain + Site Loss Factor - 107.
3. Test setup: RBW: 1 MHz, VBW: 3 MHz, Sweep time: auto.

Test Date:	2025-01-22	**Tested By**:	Zhong Nan
EUT:	Table Wireless Speaker	**Model Number**:	EDF100092
Test Mode:	BLE2M 2404MHz RX Mode	**Power Supply**:	AC 230V/50Hz
Condition:	Temp:23.0°C;Humi:42.7%	**Test Site**:	DDT 3# Chamber
File Path:	d:\ts\2024 report data\Q25011512-1E\CE ABOVE1G BT\21		
Memo:	Sample Number:S25011512-001 Power Setting:NA		

Test Graph

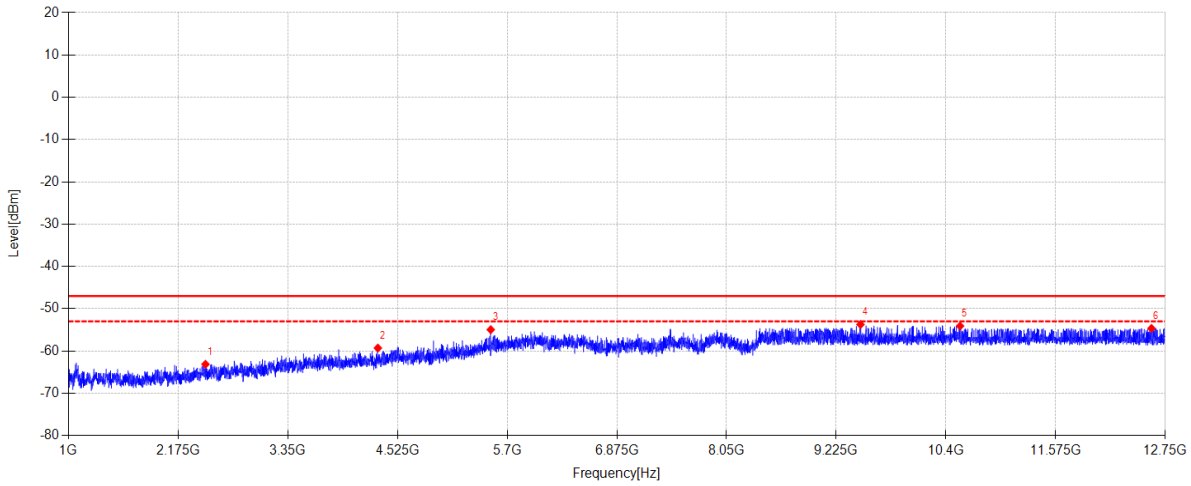

Data List

NO.	Freq. [MHz]	Reading [dBµV/m]	Factor [dB]	Level [dBm]	Limit [dBm]	Margin [dB]	Detector	Polarity	Type
1	2467.575	40.93	-104.07	-63.14	**-47.00**	16.14	PK	Horizontal	EIRP
2	4314.675	40.90	-100.20	-59.30	**-47.00**	12.30	PK	Horizontal	EIRP
3	5523.750	40.99	-95.94	-54.95	**-47.00**	7.95	PK	Horizontal	EIRP
4	9484.675	35.40	-89.13	-53.73	**-47.00**	6.73	PK	Horizontal	EIRP
5	10551.575	34.62	-88.71	-54.09	**-47.00**	7.09	PK	Horizontal	EIRP
6	12601.950	34.10	-88.75	-54.65	**-47.00**	7.65	PK	Horizontal	EIRP

Note:
1. Level = Reading + Factor.
2. Factor = Antenna Factor + Cable Loss + Filter Factor - Preamp Gain + Site Loss Factor - 107.
3. Test setup: RBW: 1 MHz, VBW: 3 MHz, Sweep time: auto.

Test Date:	2025-01-22	**Tested By**:	Zhong Nan
EUT:	Table Wireless Speaker	**Model Number**:	EDF100092
Test Mode:	BLE2M 2404MHz RX Mode	**Power Supply**:	AC 230V/50Hz
Condition:	Temp:23.0°C;Humi:42.7%	**Test Site**:	DDT 3# Chamber
File Path:	d:\ts\2024 report data\Q25011512-1E\CE ABOVE1G BT\22		
Memo:	Sample Number:S25011512-001 Power Setting:NA		

Test Graph

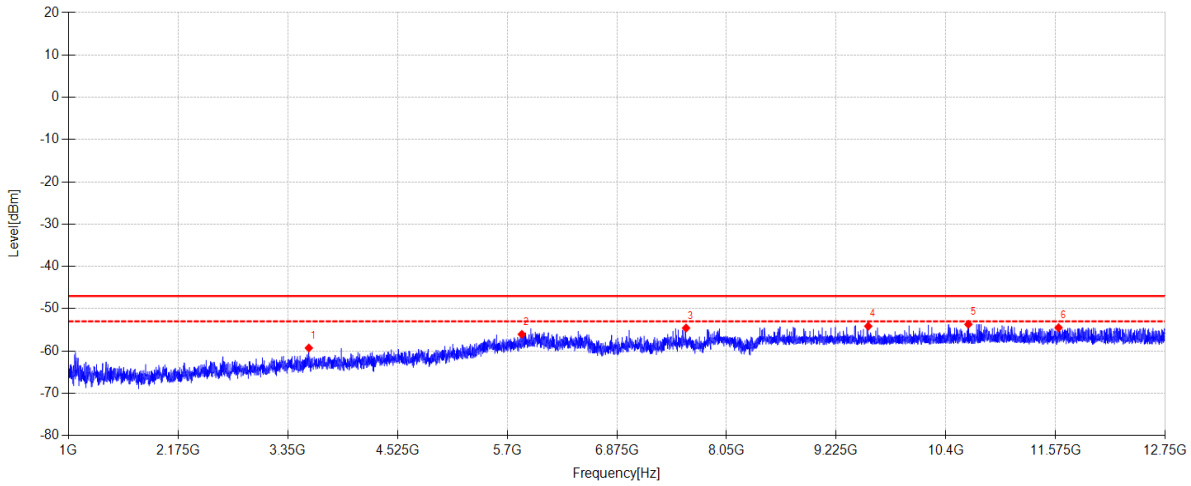

Data List

NO.	Freq. [MHz]	Reading [dBµV/m]	Factor [dB]	Level [dBm]	Limit [dBm]	Margin [dB]	Detector	Polarity	Type
1	3575.600	42.79	-102.07	-59.28	**-47.00**	12.28	PK	Vertical	EIRP
2	5857.450	38.50	-94.55	-56.05	**-47.00**	9.05	PK	Vertical	EIRP
3	7616.425	39.26	-93.83	-54.57	**-47.00**	7.57	PK	Vertical	EIRP
4	9568.100	35.34	-89.47	-54.13	**-47.00**	7.13	PK	Vertical	EIRP
5	10640.875	34.36	-88.04	-53.68	**-47.00**	6.68	PK	Vertical	EIRP
6	11606.725	33.39	-87.87	-54.48	**-47.00**	7.48	PK	Vertical	EIRP

Note:
1. Level = Reading + Factor.
2. Factor = Antenna Factor + Cable Loss + Filter Factor - Preamp Gain + Site Loss Factor - 107.
3. Test setup: RBW: 1 MHz, VBW: 3 MHz, Sweep time: auto.

Test Date:	2025-01-22	**Tested By**:	Zhong Nan
EUT:	Table Wireless Speaker	**Model Number**:	EDF100092
Test Mode:	BLE2M 2478MHz RX Mode	**Power Supply**:	AC 230V/50Hz
Condition:	Temp:23.0°C;Humi:42.7%	**Test Site**:	DDT 3# Chamber
File Path:	d:\ts\2024 report data\Q25011512-1E\CE ABOVE1G BT\23		
Memo:	Sample Number:S25011512-001 Power Setting:NA		

Test Graph

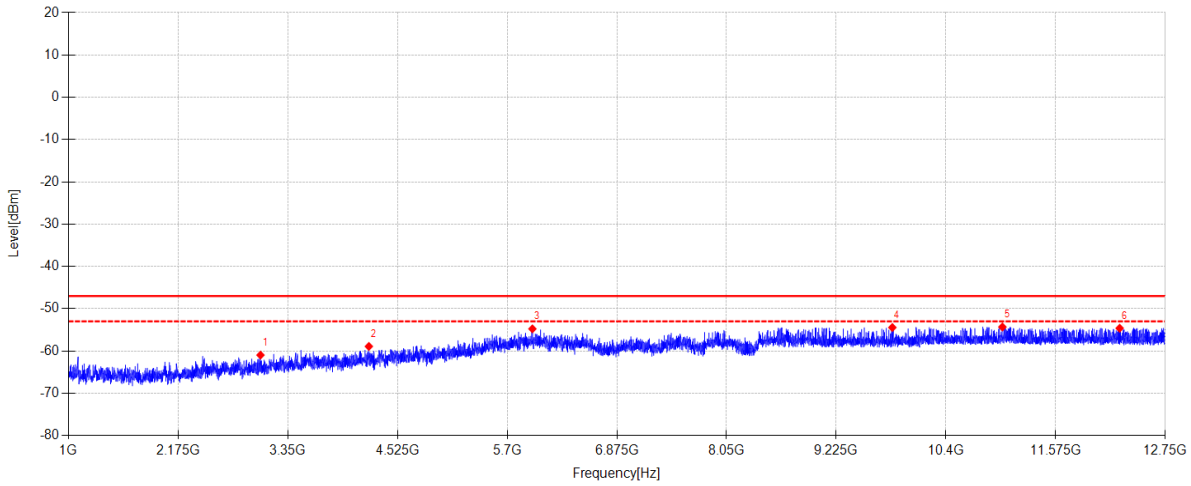

Data List

NO.	Freq. [MHz]	Reading [dBµV/m]	Factor [dB]	Level [dBm]	Limit [dBm]	Margin [dB]	Detector	Polarity	Type
1	3057.425	42.26	-103.22	-60.96	**-47.00**	13.96	PK	Horizontal	EIRP
2	4218.325	41.58	-100.49	-58.91	**-47.00**	11.91	PK	Horizontal	EIRP
3	5970.250	39.26	-94.02	-54.76	**-47.00**	7.76	PK	Horizontal	EIRP
4	9826.600	34.32	-88.76	-54.44	**-47.00**	7.44	PK	Horizontal	EIRP
5	11005.125	34.53	-88.84	-54.31	**-47.00**	7.31	PK	Horizontal	EIRP
6	12261.200	34.09	-88.70	-54.61	**-47.00**	7.61	PK	Horizontal	EIRP

Note:
1. Level = Reading + Factor.
2. Factor = Antenna Factor + Cable Loss + Filter Factor - Preamp Gain + Site Loss Factor - 107.
3. Test setup: RBW: 1 MHz, VBW: 3 MHz, Sweep time: auto.

Test Date:	2025-01-22	**Tested By**:	Zhong Nan
EUT:	Table Wireless Speaker	**Model Number**:	EDF100092
Test Mode:	BLE2M 2478MHz RX Mode	**Power Supply**:	AC 230V/50Hz
Condition:	Temp:23.0°C;Humi:42.7%	**Test Site**:	DDT 3# Chamber
File Path:	d:\ts\2024 report data\Q25011512-1E\CE ABOVE1G BT\24		
Memo:	Sample Number:S25011512-001 Power Setting:NA		

Test Graph

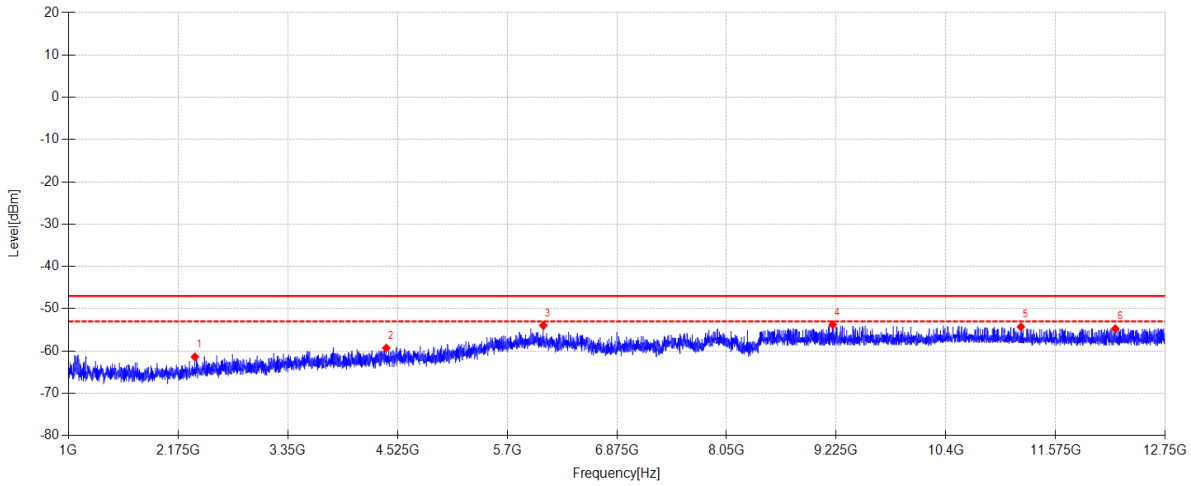

Data List

NO.	Freq. [MHz]	Reading [dBµV/m]	Factor [dB]	Level [dBm]	Limit [dBm]	Margin [dB]	Detector	Polarity	Type
1	2354.775	42.64	-104.02	-61.38	**-47.00**	14.38	PK	Vertical	EIRP
2	4405.150	40.86	-100.16	-59.30	**-47.00**	12.30	PK	Vertical	EIRP
3	6087.750	40.04	-94.01	-53.97	**-47.00**	6.97	PK	Vertical	EIRP
4	9187.400	36.05	-89.83	-53.78	**-47.00**	6.78	PK	Vertical	EIRP
5	11203.700	33.32	-87.60	-54.28	**-47.00**	7.28	PK	Vertical	EIRP
6	12214.200	33.51	-88.23	-54.72	**-47.00**	7.72	PK	Vertical	EIRP

Note:
1. Level = Reading + Factor.
2. Factor = Antenna Factor + Cable Loss + Filter Factor - Preamp Gain + Site Loss Factor - 107.
3. Test setup: RBW: 1 MHz, VBW: 3 MHz, Sweep time: auto.

7 Appendix B.7: Receiver Blocking

Note: The EUT is category 2 receiver.

Test Mode	Antenna	Frequency [MHz]	Pmin [dBm]	Wanted signal [dBm]	Frequency [MHz]	CW [dBm]	PER [%]	Limit [%]	Verdict
BLE_1M	Ant1	2402	---	-65.61	2300	-30.73	1.50	≤10	PASS
			---	-65.61	2380	-30.73	3.10	≤10	PASS
		2480	---	-65.60	2504	-30.73	2.10	≤10	PASS
			---	-65.60	2584	-30.73	0.90	≤10	PASS
BLE_2M	Ant1	2404	---	-62.70	2300	-30.73	2.90	≤10	PASS
			---	-62.70	2380	-30.73	1.10	≤10	PASS
		2478	---	-62.69	2504	-30.73	2.40	≤10	PASS
			---	-62.69	2584	-30.73	1.70	≤10	PASS

BLE_1M_Ant1_2402

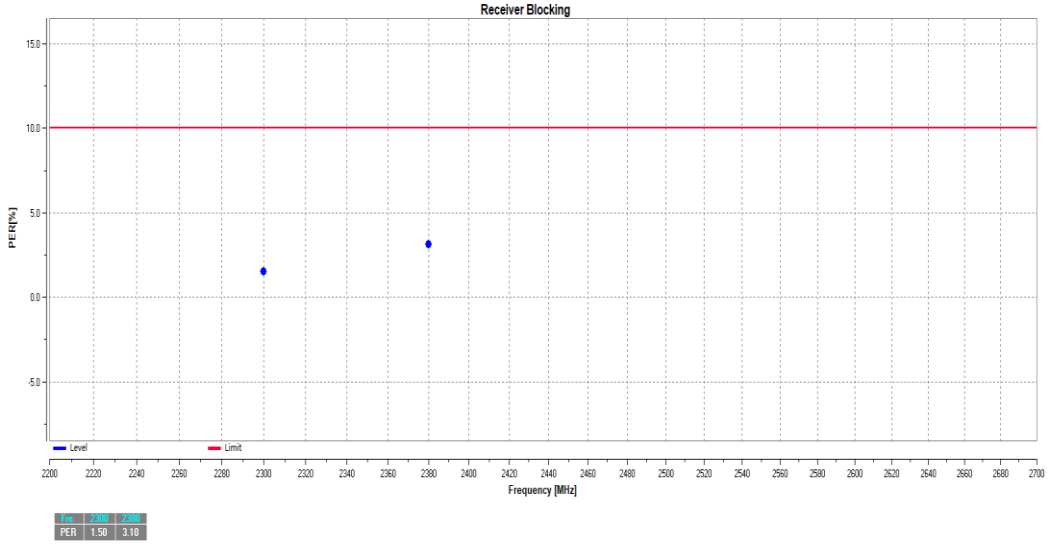

BLE_1M_Ant1_2480

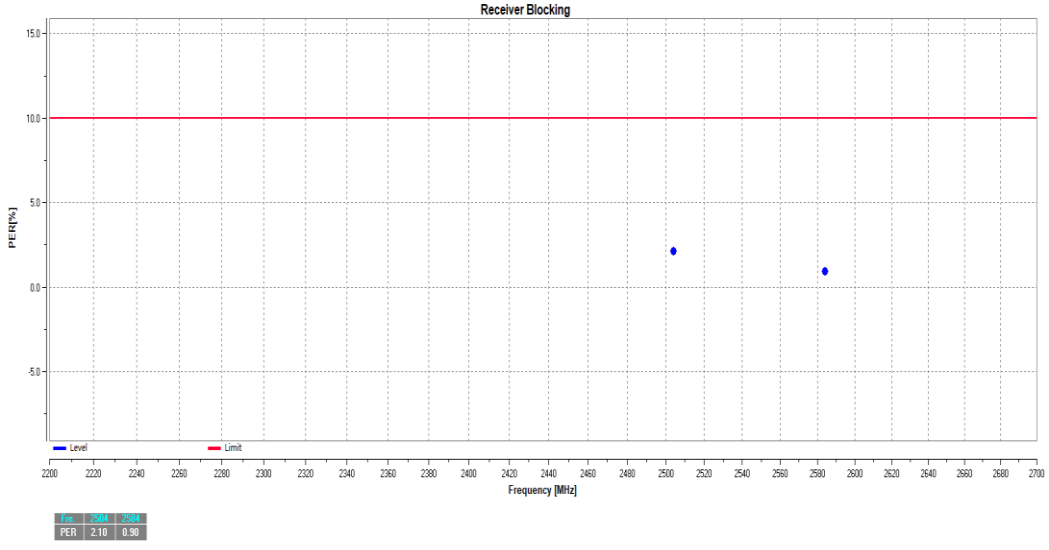

BLE_2M_Ant1_2404

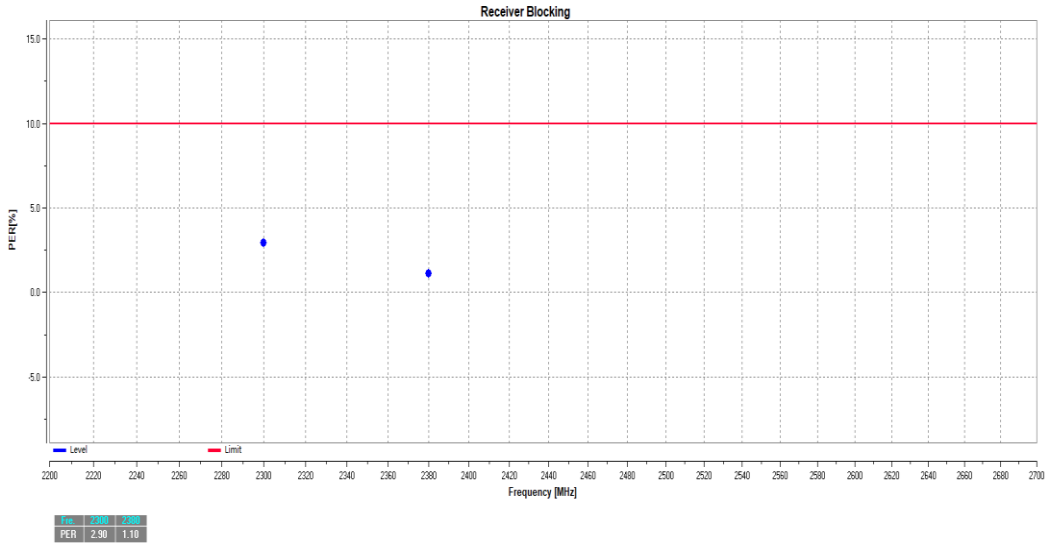

BLE_2M_Ant1_2478

