Prüfbericht-Nr.: *Test report no.:*	**CN25OJBD 003**	**Auftrags-Nr.:** *Order no.:*	168539409	Seite 1 von 26 *Page 1 of 26*
Kunden-Referenz-Nr.: *Client reference no.:*	N/A	**Auftragsdatum:** *Order date:*	2025-01-13	
Auftraggeber: *Client:*	**Edifier International Limited** P.O. Box 6264 General Post Office, Hong Kong			
Prüfgegenstand: *Test item:*	Tabletop Wireless Speaker			
Bezeichnung / Typ-Nr.: *Identification / Type no.:*	EDF100092, S300 (Trademark: EDIFIER)			
Auftrags-Inhalt: *Order content:*	Type Test			
Prüfgrundlage: *Test specification:*	EN 301 893 V2.1.1 (2017-05) ETSI EN 301 893 V2.1.1 (2017-05)			

Wareneingangsdatum: *Date of sample receipt:*	2025-01-20
Prüfmuster-Nr.: *Test sample no.:*	S25011512-001 S25011512-009
Prüfzeitraum: *Testing period:*	2025-01-23 - 2025-02-17
Ort der Prüfung: *Place of testing:*	Guangdong Dongdian Testing Service Co.,Ltd.
Prüflaboratorium: *Testing laboratory:*	TÜV Rheinland (Shenzhen) Co., Ltd.
Prüfergebnis*: *Test result*:*	Pass



geprüft von: *tested by:*	X	**genehmigt von:** *authorized by:*	X
Datum: *Date:* 2025-03-11	Signed by: Harry W. C. Wu	**Ausstellungsdatum:** *Issue date:* 2025-03-11	Signed by: Alex Lan
Stellung / Position	Project Manager	**Stellung** / Position	Authorizer

Sonstiges / *Other:*

This report is for Article 3.2 Radio Spectrum of EN 301 893 of 5GHz Wi-Fi function requirements only.

Zustand des Prüfgegenstandes bei Anlieferung: *Condition of the test item at delivery:* Prüfmuster vollständig und unbeschädigt *Test item complete and undamaged:*

* Legende:	P(ass) = entspricht o.g. Prüfgrundlage(n)	F(ail) = entspricht nicht o.g. Prüfgrundlage(n)	N/A = nicht anwendbar	N/T = nicht getestet
** Legend:*	*P(ass) = passed a.m. test specification(s)*	*F(ail) = failed a.m. test specification(s)*	*N/A = not applicable*	*N/T = not tested*

Dieser Prüfbericht bezieht sich nur auf das o.g. Prüfmuster und darf ohne Genehmigung der Prüfstelle nicht auszugsweise vervielfältigt werden. Dieser Bericht berechtigt nicht zur Verwendung eines Prüfzeichens.

This test report only relates to the a. m. test sample. Without permission of the test center this test report is not permitted to be duplicated in extracts. This test report does not entitle to carry any test mark.

Anmerkungen

Remarks

1	The equipment used during the specified testing period was calibrated according to our test laboratory calibration program. The equipment fulfils the requirements included in the relevant standards. The traceability of the test equipment used is ensured by compliance with the regulations of our management system. Detailed information regarding test conditions, equipment and measurement uncertainty is available in the test laboratory and could be provided on request. *Alle eingesetzten Prüfmittel waren zum angegebenen Prüfzeitraum gemäß eines festgelegten Kalibrierungsprogramms unseres Prüfhauses kalibriert. Sie entsprechen den in den Prüfprogrammen hinterlegten Anforderungen. Die Rückverfolgbarkeit der eingesetzten Prüfmittel ist durch die Einhaltung der Regelungen unseres Managementsystems gegeben.* *Detaillierte Informationen bezüglich Prüfkonditionen, Prüfequipment und Messunsicherheiten sind im Prüflabor vorhanden und können auf Wunsch bereitgestellt werden.*
2	As contractually agreed, this document has been signed digitally only. TUV Rheinland has not verified and unable to verify which legal or other pertaining requirements are applicable for this document. Such verification is within the responsibility of the user of this document. Upon request by its client, TUV Rheinland can confirm the validity of the digital signature by a separate document. Such request shall be addressed to our Sales department. An environmental fee for such additional service will be charged. *Wie vertraglich vereinbart, wurde dieses Dokument nur digital unterzeichnet. Der TÜV Rheinland hat nicht überprüft, welche rechtlichen oder sonstigen diesbezüglichen Anforderungen für dieses Dokument gelten. Diese Überprüfung liegt in der Verantwortung des Benutzers dieses Dokuments. Auf Verlangen des Kunden kann der TÜV Rheinland die Gültigkeit der digitalen Signatur durch ein gesondertes Dokument bestätigen. Diese Anfrage ist an unseren Vertrieb zu richten. Eine Umweltgebühr für einen solchen zusätzlichen Service wird erhoben.*
3	Test clauses with remark of * are subcontracted to qualified subcontractors and descripted under the respective test clause in the report. Deviations of testing specification(s) or customer requirements are listed in specific test clause in the report. *Prüfklausel mit der Note * wurden an qualifizierte Unterauftragnehmer vergeben und sind unter der jeweiligen Prüfklausel des Berichts beschrieben. Abweichungen von Prüfspezifikation(en) oder Kundenanforderungen sind in der jeweiligen Prüfklausel im Bericht aufgeführt.*
4	The decision rule for statements of conformity, based on numerical measurement results, in this test report is based on the “Zero Guard Band Rule” and “Simple Acceptance” in accordance with ILAC G8:2019 and IEC Guide 115:2021, unless otherwise specified in the applied standard mentioned on Page 1 of this report or requested by the customer. This means that measurement uncertainty is not taken in account and hence also not declared in the test report. For additional information to the resulting risk based of this decision rule please refer to ILAC G8:2019. *Die Entscheidungsregel für Konformitätserklärungen basierend auf numerischen Messergebnisen in diesem Prüfbericht basiert auf der "Null-Grenzwert-Regel" und der "Einfachen Akzeptanz" gemäß ILAC G8:2019 und IEC Guide 115:2021, es sei denn, in der auf Seite 1 dieses Berichts genannten angewandten Norm ist etwas anderes festgelegt oder vom Kunden gewünscht. Dies bedeutet, dass die Messunsicherheit nicht berücksichtigt wird und daher auch nicht im Prüfbericht angegeben wird. Zu weiteren Informationen bezueglich des Risikos durch diese Entscheidungsregel siehe ILAC G8:2019.*

Test Summary

5.1.1 CARRIER FREQUENCIES
RESULT: *Pass*

5.1.2 NOMINAL, AND OCCUPIED, CHANNEL BANDWIDTH
RESULT: *Pass*

5.1.3 RF OUTPUT POWER, TRANSMIT POWER CONTROL (TPC)
RESULT: *Pass*

5.1.4 POWER DENSITY
RESULT: *Pass*

5.1.5 TRANSMITTER UNWANTED EMISSIONS OUTSIDE THE 5GHZ RLAN BANDS
RESULT: *Pass*

5.1.6 TRANSMITTER UNWANTED EMISSIONS WITHIN THE 5GHZ RLAN BANDS
RESULT: *Pass*

5.1.7 ADAPTIVITY
RESULT: *Pass*

5.1.8 DYNAMIC FREQUENCY SELECTION (DFS)
RESULT: *Pass*

5.2.1 RECEIVER SPURIOUS EMISSIONS
RESULT: *Pass*

5.2.2 RECEIVER BLOCKING
RESULT: *Pass*

5.2.3 USER ACCESS RESTRICTIONS
RESULT: *Pass*

5.2.4 GEO-LOCATION CAPABILITY
RESULT: *Not applicable*

Contents

1 GENERAL REMARKS 5
1.1 COMPLEMENTARY MATERIALS 5
2 TEST SITES 5
2.1 TEST FACILITIES 5
2.2 LIST OF TEST AND MEASUREMENT INSTRUMENTS 6
2.3 UNCERTAINTY OF MEASUREMENT 7
3 GENERAL PRODUCT INFORMATION 8
3.1 PRODUCT FUNCTION AND INTENDED USE 8
3.2 RATINGS AND SYSTEM DETAILS 8
3.3 INDEPENDENT OPERATION MODES 10
3.4 NOISE GENERATING AND NOISE SUPPRESSING PARTS 10
3.5 SUBMITTED DOCUMENTS 10
4 TEST SET-UP AND OPERATION MODES 11
4.1 PRINCIPLE OF CONFIGURATION SELECTION 11
4.2 TEST OPERATION AND TEST SOFTWARE 11
4.3 SPECIAL ACCESSORIES AND AUXILIARY EQUIPMENT 11
4.4 COUNTERMEASURES TO ACHIEVE EMC COMPLIANCE 11
5 TEST RESULTS ERM 12
5.1 TRANSMITTER REQUIREMENT & TEST SUITES 12
5.1.1 Carrier frequencies 12
5.1.2 Nominal, and occupied, channel bandwidth 13
5.1.3 RF output power, Transmit Power Control (TPC) 14
5.1.4 Power Density 15
5.1.5 Transmitter unwanted emissions outside the 5GHz RLAN bands 16
5.1.6 Transmitter unwanted emissions within the 5GHz RLAN bands 17
5.1.7 Adaptivity 18
5.1.8 Dynamic Frequency Selection (DFS) 19
5.2 RECEIVER REQUIREMENT & TEST SUITES 20
5.2.1 Receiver Spurious Emissions 20
5.2.2 Receiver Blocking 21
5.2.3 User Access Restrictions 22
5.2.4 Geo-location Capability 23
6 PHOTOGRAPHS OF THE TEST SET-UP 24
7 LIST OF TABLES 26
8 LIST OF PHOTOGRAPHS 26

1 General Remarks

1.1 Complementary Materials

All attachments are integral parts of this test report. This applies especially to the following appendix:

Appendix A: Test Result.

2 Test Sites

2.1 Test Facilities

Guangdong Dongdian Testing Service Co.,Ltd.
Unit 2, Building 1, No.17, Zongbu 2nd Road, Songshan Lake Park, Dongguan, Guangdong, China, 523808

CNAS No.: L6451

The tests at the test sites have been conducted under the supervision of a TÜV engineer.

2.2 List of Test and Measurement Instruments

Table 1: List of Test and Measurement Equipment

Equipment	Manufacturer	Model No.	Serial Number	Due Date	Cal. Interval
☒ RF Connected Test (RF Measurement System 1#)					
Signal &Spectrum Analyzer	R&S	FSV3044	101173	2025/03/31	1 Year
Wideband Radio Communication Tester	R&S	CMW500	168801	2025/03/31	1 Year
MXG Vector Signal Generator	Agilent	N5182A	MY48180737	2025/03/31	1 Year
PSG Vector Signal Generator	Agilent	E8267D	US49060192	2024/09/05	1 Year
RF Control Unit	Tonsend	JS0806-2	21I8060485	2025/03/31	1 Year
TEMP&HUMI Programmable Chamber	ZHIXIANG	ZXGDJS-150L	ZX170110-A	2025/04/22	1 Year
Test Software	Tonscend	JS1120-3	Ver.3.2.22	N/A	N/A

Equipment	Manufacturer	Model No.	Serial No.	Cal Due To	Cal. Interval
High Pass filter	Xi'an Xingbo	XBLBQ-GTA67	DDT-ZC02179	2025/04/22	1 Year
High pass filter	Micro-Tronics	HPM50102	DDT-ZC00561	2025/04/22	1 Year
Micro-Tronics filters	REBES	BRM50716	DDT-ZC03240	/	/
RF Cable	N/A	W24.02 HL-562	DDT-ZC04022	2025/03/31	1 Year
EMI TEST RECEIVER	R&S	ESU26	DDT-ZC01909	2025/03/31	1 Year
RF cable	Yuhu Technology	JCTB810-NJ-NJ-9M	DDT-ZC02538	2025/03/31	1 Year
Pre-amplifier	COM-POWER	PAM-840A	DDT-ZC01693	2025/03/31	1 Year
RF cable	Zhongke Junchuang	JCT26S-NJ-NJ-1.5M	DDT-ZC02762	2025/03/31	1 Year
Trilog Broadband Antenna	Schwarzbeck	VULB 9163	DDT-ZC02050	2025/07/11	2 Year
Pre-amplifier	COM-POWER	PAM-118A	DDT-ZC01293	2025/07/08	1 Year
High pass filter	Micro-Tronics	HPM50108	DDT-ZC00560	2025/04/22	1 Year
Micro-Tronics filters	REBES	BRM50702	DDT-ZC03242	/	/
Active Loop Antenna	Schwarzbeck	FMZB1519	DDT-ZC00524	2025/09/11	2 Year
RF Cable	N/A	W13.02 AP1-X2	DDT-ZC04023	2025/03/31	1 Year
Broad-Band Horn Antenna	Schwarzbeck	BBHA 9170	DDT-ZC00506	2025/04/26	1 Year
Hochgewinn-Hornantenne	SCHWARZBECK	BBHA 9120 D	DDT-ZC02129	2025/09/18	2 Year
RF cable	Yuhu Technology	ZT26S-SMAJ-SMAJ-1M	DDT-ZC02037	2025/03/31	1 Year
PSA Series Spectrum Analyzer	Agilent	E4447A	DDT-ZC00517	2025/03/31	1 Year

2.3 Uncertainty of Measurement

The value of the measurement uncertainty of each parameter is listed as below:

Table 2: Maximum Measurement Uncertainty

Test Item	Uncertainty
Bandwidth	1.1%
Peak Output Power (Conducted) (Spectrum analyzer)	0.86 dB (10 MHz ≤ f < 3.6 GHz);
	1.38 dB (3.6 GHz ≤ f < 8 GHz)
Peak Output Power (Conducted) (Power Sensor)	0.74 dB
Power Spectral Density	0.74 dB (10 MHz ≤ f < 3.6 GHz);
	1.38 dB (3.6 GHz ≤ f < 8 GHz)
Frequencies Stability	6.7×10^{-8} (Antenna couple method)
	5.5×10^{-8} (Conducted method)
Conducted spurious emissions	0.86 dB (10 MHz ≤ f < 3.6 GHz);
	1.40 dB (3.6 GHz ≤ f < 8 GHz)
	1.66 dB (8 GHz ≤ f < 26.5 GHz)
Uncertainty for radio frequency (RBW < 20 kHz)	3×10^{-8}
Temperature	0.4 ℃
Humidity	2 %
Uncertainty for Radiation Emission test (9 kHz – 30 MHz)	3.44 dB
Uncertainty for Radiation Emission test (30 MHz - 1 GHz)	4.70 dB (Antenna Polarize: V)
	4.84 dB (Antenna Polarize: H)
Uncertainty for Radiation Emission test (1 GHz - 40 GHz)	4.10 dB (1 - 6 GHz)
	4.40 dB (6 GHz - 18 GHz)
	3.54 dB (18 GHz - 26 GHz)
	4.30 dB (26 GHz - 40 GHz)
Uncertainty for Power line conduction emission test	3.34dB (150KHz-30MHz)
	3.72dB (9KHz-150KHz)
Note: This uncertainty represents an expanded uncertainty expressed at approximately the 95% confidence level using a coverage factor of k=2.	

3 General Product Information

3.1 Product Function and Intended Use

The EUT is a Tabletop Wireless Speaker with Bluetooth Dual technology and 802.11 g/n (Wi-Fi), technologies, the product comes with an infrared remote control, it used for audio entertainment in house or similar environment.

Two models are identical except the model number different for different market purpose.

Manufacturer: Beijing Edifier Technology Co., Ltd.
Address: 815, Floor 8, Shuangqiao Building, No.68, North Fourth Ring West Road, Haidian District, 100080 Beijing, P.R. China

Factory: Dongguan Edifier Technology Co., Ltd.
Address: No.2 Gongyedong Road, Songshan Lake Sci.&Tech. Industry Park, Dongguan, 523808 Guangdong, P.R. China

For details refer to the User Manual, Technical Description and Circuit Diagram.

3.2 Ratings and System Details

Table 3: Technical Specification of EUT

General Information of EUT	Value
Kind of Equipment	Tabletop Wireless Speaker
Type Designation	EDF100092, S300
Trade Mark	EDIFIER
Extreme Temperature Range	0°C - +35°C
Operating Voltage	AC 100-240V, 50/60Hz, 750mA
Technical Specification of Bluetooth (BDR & EDR)	
Operating Frequency Channel	2402 – 2480 MHz
Bluetooth Core Version	5.4
Channel Number	79 channels
Channel separation	1MHz
Modulation	GFSK, π/4DQPSK, 8DPSK
Antenna Number	1
Antenna Type	FPC antenna
Antenna Gain	3.27 dBi (Provide by the Client)

Technical Specification of Bluetooth (Bluetooth Low Energy)	
Operating Frequency Channel	2402 – 2480 MHz for data rate 1Mbps 2404 – 2478 MHz for data rate 2Mbps
Bluetooth Core Version	5.4
Data rate	1Mbps, 2Mbps
Channel Number	40 channels for data rate 1Mbps 37 channels for data rate 2Mbps Note: 2402MHz/2426MHz/2480MHz will be disable via software for date rate 2Mbps.
Channel separation	2MHz
Modulation	GFSK
Antenna Number	1
Antenna Type	FPC antenna
Antenna Gain	3.27 dBi (Provide by the Client)

Technical Specification of 802.11 g/n Wi-Fi	
Operating channel frequency	2412-2472MHz for 802.11 g/n-HT20
Type of modulation	OFDM(BPSK/QPSK/16QAM/64QAM)
Data rate	6/9/12/18/24/36/48/54 Mbps for 802.11g MCS0 ~ MCS7 for 802.11n(HT20)
Channel number	13 Channels for 802.11 g/n-HT20
Channel separation	5 MHz
Antenna Number	1
Antenna Type	FPC antenna
Antenna Gain	1.94 dBi (Provide by the Client)

Technical Specification of Wi-Fi 802.11 n (Band1/2/3)	
Operating Frequency Range	5150-5250MHz, 5250-5350MHz, 5470-5725MHz
Operating Frequency / Channels / Protocol	5180-5320MHz, 15CHs, 802.11 n20; 5500-5700MHz, 19CHs, 802.11 n20
Data Rate	MCS0 ~ MCS7 Mbps for 802.11n
Channel Separation	20MHz
Modulation	OFDM (BPSK, QPSK, 16QAM, 64QAM)
Type of Product	Adaptive equipment and does not support non-adaptive mode; LBT based Detect and Avoid (load based equipment)
Beamforming	Not Supported
DFS Operational mode	Slave without radar detection
Antenna Number	1
Antenna Type	FPC antenna
Antenna Gain	2.32 dBi for 5150-5250MHz 3.27 dBi for 5250-5350MHz 2.85 dBi for 5470-5725MHz (Provide by the Client)

Technical Specification of Wi-Fi 802.11 n (Band 4)	
Operating Frequency Range	5725-5875MHz
Operating Frequency / Channels / Protocol	5.8GHz Wi-Fi: 5745-5825MHz, 8CHs, 802.11n20
Channel Spacing	20MHz
Modulation	OFDM (BPSK, QPSK, 16QAM, 64QAM)
Beamforming	Not Supported
Receiver category	Receiver category 1
Antenna Number	1
Antenna Type	FPC antenna
Antenna Gain	2.86 dBi (Provide by the Client)

Table 4: RF Channel and Frequency of Wi-Fi 802.11 n (Band1/2/3)

RF Channel and Frequency of Wi-Fi a/n/ac, 20MHz bandwidth							
RF Channel	**Frequency (MHz)**	**RF Channel**	**Frequency (MHz)**	**RF Channel**	**Frequency (MHz)**	**RF Channel**	**Frequency (MHz)**
36	**5180**	40	5200	44	5220	48	5240
52	5260	56	5280	60	5330	**64**	**5320**
100	**5500**	104	5520	108	5540	112	5560
116	5580	120	5600	124	5620	128	5640
132	5660	136	5680	**140**	**5700**	/	/

3.3 Independent Operation Modes

The basic operation modes are:

A. On, Tx, 5GHz Wi-Fi
B. On, Rx, 5GHz Wi-Fi
C. Idle
D. Off

3.4 Noise Generating and Noise Suppressing Parts

For details refer to the Circuit Diagram.

3.5 Submitted Documents

- Block Diagram
- Rating Label
- User Manual

4 Test Set-up and Operation Modes

4.1 Principle of Configuration Selection

Emission: The equipment under test (EUT) was configured to measure its highest possible radiation level. The test modes were adapted accordingly in reference to the instructions for use.
Radio Spectrum: The equipment under test (EUT) was configured at its highest power output in order to measure its highest possible radiation and conducted level. The test modes were adapted accordingly in reference to the instructions for use.

4.2 Test Operation and Test Software

Test operation refers to test setup in chapter 5 and chapter 7.

According to clause 3.1, all test were applied on model EDF100092.

Table 5: Test environments

Environment Parameter	Selected Values During Tests		
	Temperature	Voltage (adapter)	Relative Humidity
NTNV	24.7°C	230Vac	Ambient
LTLV	-20 °C	207Vac	---
LTHV	-20 °C	253Vac	---
HTLV	35 °C	207Vac	---
HTHV	35 °C	253Vac	---

Table 6: Test channel and frequency

Mode	Test Channels	Remark
Wi-Fi 5.2/5.3/5.6GHz band	L: CH36, 5180MHz M: CH64, 5320MHz H: CH100, 5500MHz / CH 140, 5700MHz	802.11 n-HT20 20MHz bandwidth

4.3 Special Accessories and Auxiliary Equipment

Table 7: List of Accessories and Auxiliary Equipment

Description	Manufacturer	Model	S/N
Laptop	Lenovo	T480	PF-16A6N8

4.4 Countermeasures to Achieve EMC Compliance

The test sample which has been tested contained the noise suppression parts as described in the Technical Construction File (TCF).

No additional measures were employed to achieve compliance.

5 Test Results ERM

5.1 Transmitter Requirement & Test Suites

5.1.1 Carrier frequencies

RESULT: **Pass**

Test Specification

Test standard	:	EN 301 893 V2.1.1: 2017
Test requirement	:	Clause 4.2.1 of EN 301 893 V2.1.1: 2017
Limit	:	Clause 4.2.1.3 of EN 301 893 V2.1.1: 2017
Test suites	:	Clause 5.4.2 of EN 301 893 V2.1.1: 2017

Test Setup

Date of testing	:	2025-01-23 - 2025-02-17
Test voltage	:	AC 230V/50Hz
Test environment	:	Normal and extreme temperature
Operation mode	:	A
Ambient temperature	:	23.8 ℃
Relative humidity	:	47.9 %
Atmospheric pressure	:	101.6 kPa

For the measurement records, refer to the appendix A.

5.1.2 Nominal, and occupied, channel bandwidth

RESULT: **Pass**

Test Specification

Test standard	:	EN 301 893 V2.1.1: 2017
Test requirement	:	Clause 4.2.2 of EN 301 893 V2.1.1: 2017
Limit	:	Clause 4.2.2.2 of EN 301 893 V2.1.1: 2017
Test suites	:	Clause 5.4.3 of EN 301 893 V2.1.1: 2017

Test Setup

Date of testing	:	2025-01-23 - 2025-02-17
Test voltage	:	AC 230V/50Hz
Test environment	:	Normal temperature
Operation mode	:	A
Ambient temperature	:	23.8 ℃
Relative humidity	:	47.9 %
Atmospheric pressure	:	101.6 kPa

For the measurement records, refer to the appendix A.

5.1.3 RF output power, Transmit Power Control (TPC)

RESULT: **Pass**

Test Specification

Test standard	:	EN 301 893 V2.1.1: 2017
Test requirement	:	Clause 4.2.3 of EN 301 893 V2.1.1: 2017
Limit	:	Clause 4.2.3.2 of EN 301 893 V2.1.1: 2017
Test suites	:	Clause 5.4.4 of EN 301 893 V2.1.1: 2017

Test Setup

Date of testing	:	2025-01-23 - 2025-02-17
Test voltage	:	AC 230V/50Hz
Test environment	:	Normal and extreme temperature
Operation mode	:	A
Ambient temperature	:	23.8 ℃
Relative humidity	:	47.9 %
Atmospheric pressure	:	101.6 kPa

For the measurement records, refer to the appendix A.

Remark:
The EUT does not supports TPC capability.

5.1.4 Power Density

RESULT: **Pass**

Test Specification

Test standard	:	EN 301 893 V2.1.1: 2017
Test requirement	:	Clause 4.2.3 of EN 301 893 V2.1.1: 2017
Limit	:	Clause 4.2.3.2 of EN 301 893 V2.1.1: 2017
Test suites	:	Clause 5.4.4 of EN 301 893 V2.1.1: 2017

Test Setup

Date of testing	:	2025-01-23 - 2025-02-17
Test voltage	:	AC 230V/50Hz
Test environment	:	Normal temperature
Operation mode	:	A
Ambient temperature	:	23.8 ℃
Relative humidity	:	47.9 %
Atmospheric pressure	:	101.6 kPa

For the measurement records, refer to the appendix A.

5.1.5 Transmitter unwanted emissions outside the 5GHz RLAN bands

RESULT: **Pass**

Test Specification

Test standard	:	EN 301 893 V2.1.1: 2017
Test requirement	:	Clause 4.2.4.1 of EN 301 893 V2.1.1: 2017
Limit	:	Clause 4.2.4.1.2 of EN 301 893 V2.1.1: 2017
Test suites	:	Clause 5.4.5 of EN 301 893 V2.1.1: 2017

Test Setup

Date of testing	:	2025-01-23 - 2025-02-17
Test voltage	:	AC 230V/50Hz
Test environment	:	Normal temperature
Operation mode	:	A
Ambient temperature	:	23.8 ℃
Relative humidity	:	47.9 %
Atmospheric pressure	:	101.6 kPa

For the measurement records, refer to the appendix A.

5.1.6 Transmitter unwanted emissions within the 5GHz RLAN bands

RESULT: **Pass**

Test Specification

Test standard	:	EN 301 893 V2.1.1: 2017
Test requirement	:	Clause 4.2.4.2 of EN 301 893 V2.1.1: 2017
Limit	:	Clause 4.2.4.2.2 of EN 301 893 V2.1.1: 2017
Test suites	:	Clause 5.4.6 of EN 301 893 V2.1.1: 2017

Test Setup

Date of testing	:	2025-01-23 - 2025-02-17
Test voltage	:	AC 230V/50Hz
Test environment	:	Normal temperature
Operation mode	:	A
Ambient temperature	:	23.8 ℃
Relative humidity	:	47.9 %
Atmospheric pressure	:	101.6 kPa

For the measurement records, refer to the appendix A.

5.1.7 Adaptivity

RESULT: **Pass**

Test Specification

Test standard	:	EN 301 893 V2.1.1: 2017
Test requirement	:	Clause 4.2.7 of EN 301 893 V2.1.1: 2017
Limit	:	Clause 4.2.7.3.2 of EN 301 893 V2.1.1: 2017 Clause 4.2.7.3.3 of EN 301 893 V2.1.1: 2017
Test suites	:	Clause 5.4.9 of EN 301 893 V2.1.1: 2017

Test Setup

Date of testing	:	2025-01-23 - 2025-02-17
Test voltage	:	AC 230V/50Hz
Test environment	:	Normal temperature
Operation mode	:	A
Ambient temperature	:	23.8 ℃
Relative humidity	:	47.9 %
Atmospheric pressure	:	101.6 kPa

For the measurement records, refer to the appendix A.

5.1.8 Dynamic Frequency Selection (DFS)

RESULT: **Pass**

Test Specification

Test standard	:	EN 301 893 V2.1.1:2017
Test requirement	:	Clause 4.2.6 of EN 301 893 V2.1.1: 2017
Limit	:	Clause 4.2.6.2.2.2 of EN 301 893 V2.1.1: 2017 Clause 4.2.6.2.4.2 of EN 301 893 V2.1.1: 2017 Clause 4.2.6.2.5.2 of EN 301 893 V2.1.1: 2017 Clause 4.2.6.2.6.2 of EN 301 893 V2.1.1: 2017
Test suites	:	Clause 5.4.8 of EN 301 893 V2.1.1: 2017

Test Setup

Date of testing	:	2025-01-23 - 2025-02-17
Test voltage	:	AC 230V/50Hz
Test environment	:	Normal temperature
Operation mode	:	A
Ambient temperature	:	23.8 ℃
Relative humidity	:	47.9 %
Atmospheric pressure	:	101.6 kPa

For the measurement records, refer to the appendix A.

5.2 Receiver Requirement & Test Suites

5.2.1 Receiver Spurious Emissions

RESULT: **Pass**

Test Specification

Test standard	:	EN 301 893 V2.1.1: 2017
Test requirement	:	Clause 4.2.5 of EN 301 893 V2.1.1: 2017
Limit	:	Clause 4.2.5.2 of EN 301 893 V2.1.1: 2017
Test suites	:	Clause 5.4.7 of EN 301 893 V2.1.1: 2017

Test Setup

Date of testing	:	2025-01-23 - 2025-02-17
Test voltage	:	AC 230V/50Hz
Test environment	:	Normal temperature
Operation mode	:	B
Ambient temperature	:	23.8 ℃
Relative humidity	:	47.9 %
Atmospheric pressure	:	101.6 kPa

For the measurement records, refer to the appendix A.

5.2.2 Receiver Blocking

RESULT: **Pass**

Test Specification

Test standard	:	EN 301 893 V2.1.1: 2017
Test requirement	:	Clause 4.2.8 of EN 301 893 V2.1.1: 2017
Limit	:	Clause 4.2.8.4 of EN 301 893 V2.1.1: 2017
Test suites	:	Clause 5.4.10 of EN 301 893 V2.1.1: 2017

Test Setup

Date of testing	:	2025-01-23 - 2025-02-17
Test voltage	:	AC 230V/50Hz
Test environment	:	Normal temperature
Operation mode	:	B
Ambient temperature	:	23.8 ℃
Relative humidity	:	47.9 %
Atmospheric pressure	:	101.6 kPa

For the measurement records, refer to the appendix A.

5.2.3 User Access Restrictions

RESULT: **Pass**

Test Specification

Test standard	:	EN 301 893 V2.1.1: 2017
Test requirement	:	Clause 4.2.9 of EN 301 893 V2.1.1: 2017

Conclusion:

We have checked the equipment is so constructed that settings (hardware and/or software) related to DFS does not be accessible to the user:

The DUT does not allow the user to change the country of operation and/or the operating frequency bands.
The equipment does not accept software and/or firmware which results in the equipment no longer being compliant with the DFS requirements, e.g.:

a) Software and/or firmware provided by the manufacturer but intended for other regulatory regimes;
b) Modified software and/or firmware where the software and/or firmware is available as open source code;
c) Previous versions of the software and/or firmware (downgrade).

5.2.4 Geo-location Capability

RESULT: **Not applicable**

Test Specification

Test standard	:	EN 301 893 V2.1.1: 2017
Test requirement	:	Clause 4.2.10 of EN 301 893 V2.1.1: 2017

Exemption Conditions:

This requirement only applies to equipment with geo-location capability as defined in clause 4.2. 10. 2

Conclusion:

The EUT does not support geo-location capability, hence this requirement is not applicable.

6 Photographs of the Test Set-Up

Photograph 1: Set-up for Radio Spectrum Testing, Normal temperature



Photograph 2: Set-up for Radio Spectrum Testing, Extreme temperature



Photograph 3: Set-up for Transmitter & Receiver Spurious Emissions, below 1GHz



Photograph 4: Set-up for Transmitter & Receiver Spurious Emissions, Above 1GHz



7 List of Tables

Table 1: List of Test and Measurement Equipment 6
Table 2: Maximum Measurement Uncertainty 7
Table 3: Technical Specification of EUT 8
Table 4: RF Channel and Frequency of Wi-Fi 802.11 n (Band1/2/3) 10
Table 5: Test environments 11
Table 6: Test channel and frequency 11
Table 7: List of Accessories and Auxiliary Equipment 11

8 List of Photographs

Photograph 1: Set-up for Radio Spectrum Testing, Normal temperature 24
Photograph 2: Set-up for Radio Spectrum Testing, Extreme temperature 24
Photograph 3: Set-up for Transmitter & Receiver Spurious Emissions, below 1GHz 25
Photograph 4: Set-up for Transmitter & Receiver Spurious Emissions, Above 1GHz 25

Appendix A

Test Results of 5.2/5.3/5.6GHz Band Wi-Fi

1 APPENDIX A.1 : CARRIER FREQUENCIES 2
2 APPENDIX A.2 : NOMINAL, AND OCCUPIED, CHANNEL BANDWIDTH 5
3 APPENDIX A.3 : RF OUTPUT POWER 6
4 APPENDIX A.4 : POWER DENSITY 7
5 APPENDIX A.5 : TRANSMITTER UNWANTED EMISSIONS WITHIN THE 5GHZ RLAN BANDS 10
6 APPENDIX A.6 : ADAPTIVITY 13
7 APPENDIX A.8 : TRANSMITTER UNWANTED EMISSIONS OUTSIDE THE 5GHZ RLAN BANDS ..17
8 APPENDIX A.9 : RECEIVER SPURIOUS EMISSIONS 50
9 APPENDIX A.7 : RECEIVER BLOCKING 82
10 APPENDIX A.10 : DYNAMIC FREQUENCY SELECTION (DFS).....83

1 Appendix A.1 : Carrier frequencies

Test Condition	Test Mode	Antenna	Frequency [MHz]	Result [ppm]	Limit [ppm]	Verdict
NTNV	11N20SISO	Ant1	5180	1.54456	±20	PASS
			5500	1.45469	±20	PASS
LTNV	11N20SISO	Ant1	5180	3.86139	±20	PASS
			5500	2.90938	±20	PASS
HTNV	11N20SISO	Ant1	5180	1.93070	±20	PASS
			5500	2.18204	±20	PASS

NTNV_11N20SISO_Ant1_5180

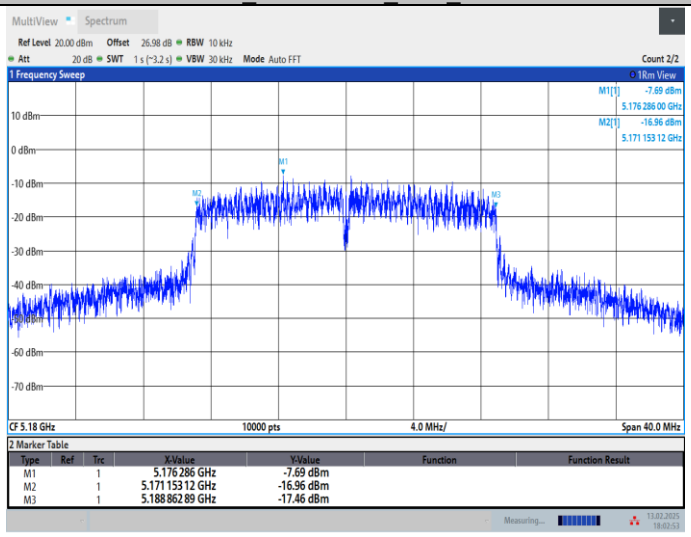

18:02:54 13.02.2025

NTNV_11N20SISO_Ant1_5500

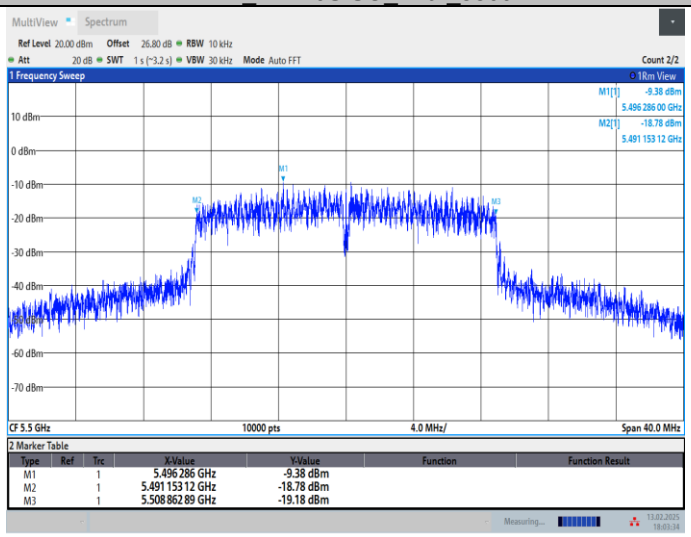

18:03:35 13.02.2025

LTNV_11N20SISO_Ant1_5180

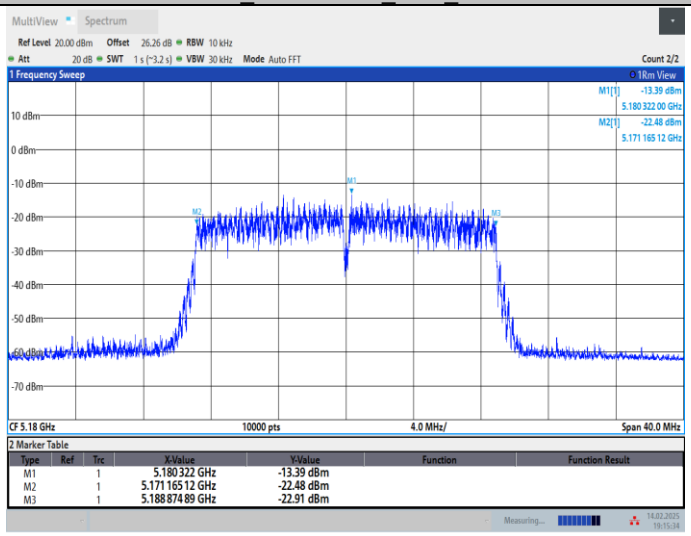

19:15:35 14.02.2025

LTNV_11N20SISO_Ant1_5500

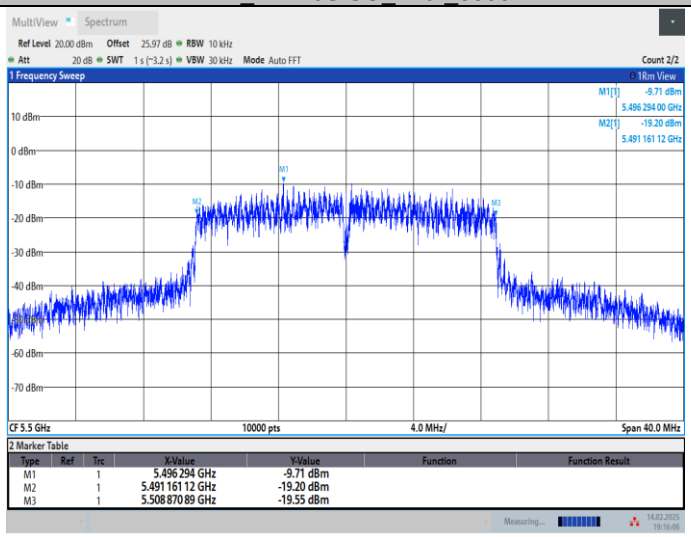

19:16:07 14.02.2025

HTNV_11N20SISO_Ant1_5180

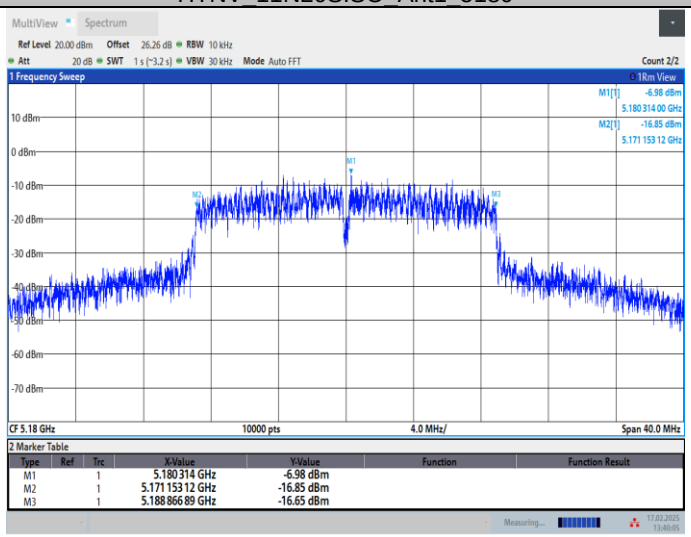

13:40:06 17.02.2025

HTNV_11N20SISO_Ant1_5500

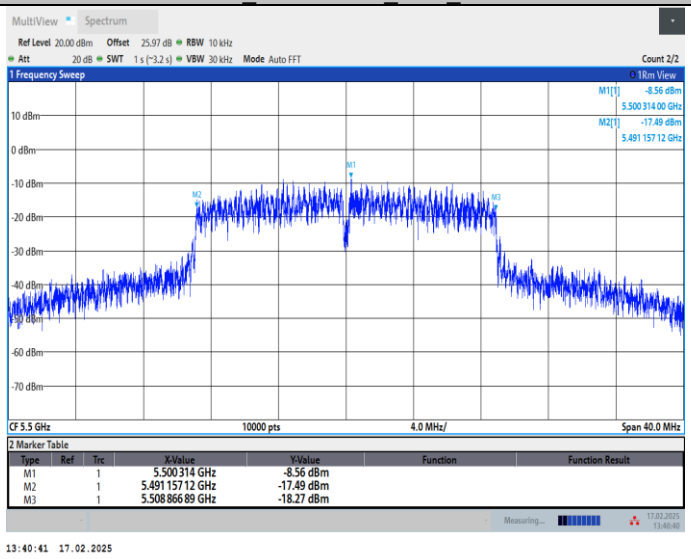

13:40:41 17.02.2025

2 Appendix A.2 : Nominal, and occupied, channel bandwidth

TestMode	Antenna	Frequency [MHz]	OCB [MHz]	Limit [MHz]	Verdict
11N20SISO	Ant1	5180	17.599	16 to 20	PASS
		5500	17.606	16 to 20	PASS

11N20SISO_Ant1_5180

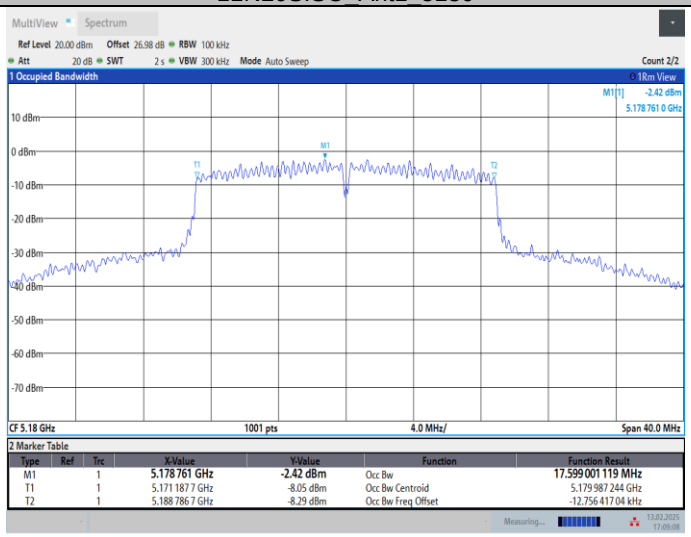

17:09:09 13.02.2025

11N20SISO_Ant1_5500

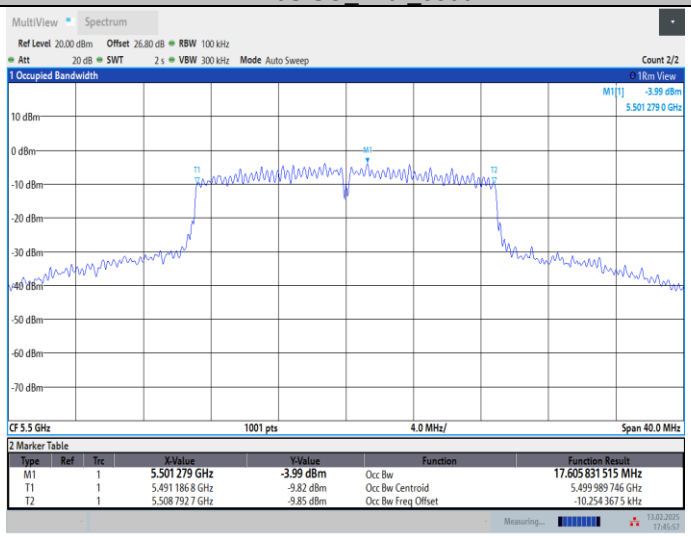

17:45:58 13.02.2025

3 Appendix A.3 : RF Output Power

Test Condition	Test Mode	Antenna	Frequency [MHz]	TPC	A [dBm]	Duty Cycle [%]	DC Factor [dB]	Conducted power Result [dBm]	EIRP [dBm]	EIRP Limit [dBm]	Verdict
NTNV	11N20SISO	Ant1	5180	NA	16.72	86.21	0.64	17.36	19.68	23	PASS
			5320	NA	14.08	100.00	0.00	14.08	17.35	20	PASS
			5500	NA	14.72	100.00	0.00	14.72	17.57	20	PASS
			5700	NA	13.77	100.00	0.00	13.77	16.62	20	PASS
LTNV	11N20SISO	Ant1	5180	NA	16.77	86.21	0.64	17.41	19.73	23	PASS
			5320	NA	14.07	100.00	0.00	14.07	17.34	20	PASS
			5500	NA	14.72	100.00	0.00	14.72	17.57	20	PASS
			5700	NA	13.76	100.00	0.00	13.76	16.61	20	PASS
HTNV	11N20SISO	Ant1	5180	NA	16.70	86.21	0.64	17.34	19.66	23	PASS
			5320	NA	14.08	100.00	0.00	14.08	17.35	20	PASS
			5500	NA	14.72	100.00	0.00	14.72	17.57	20	PASS
			5700	NA	13.77	100.00	0.00	13.77	16.62	20	PASS

4 Appendix A.4 : Power Density

TestMode	Antenna	Channel	PD [dBm/MHz]	DC Factor [dB]	EIRP PSD [dBm/MHz]	Limit [dBm]	Verdict
11N20SISO	Ant1	5180	4.89	0.64	7.85	10	PASS
		5320	2.87	0.00	6.14	7	PASS
		5500	3.63	0.00	6.48	7	PASS
		5700	2.49	0.00	5.34	7	PASS

11N20SISO_Ant1_5180

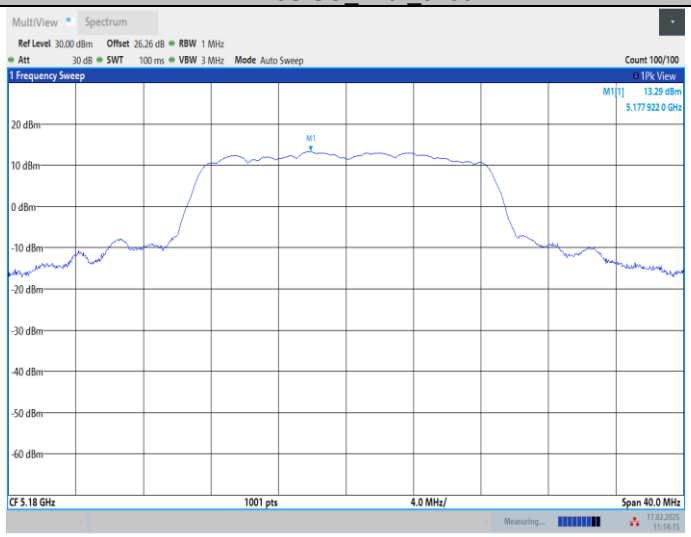

11:14:16 17.02.2025

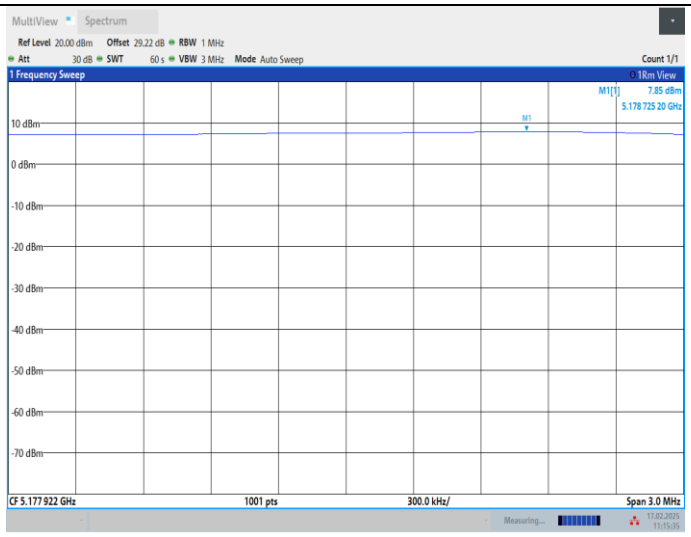

11:15:35 17.02.2025

11N20SISO_Ant1_5320
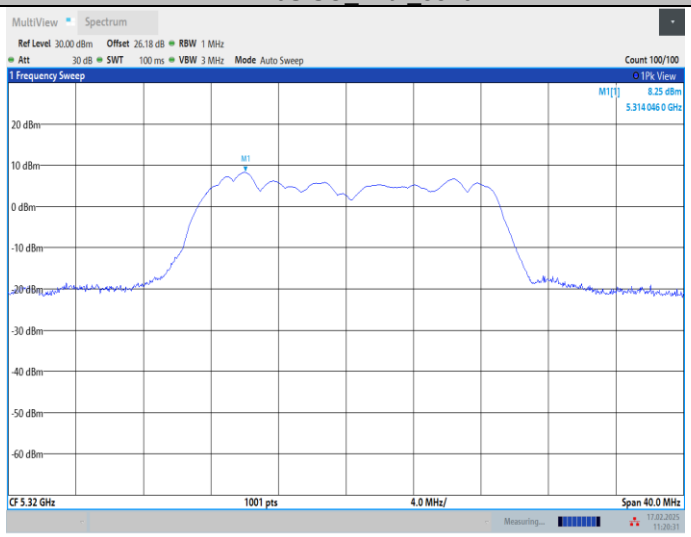 11:20:32 17.02.2025
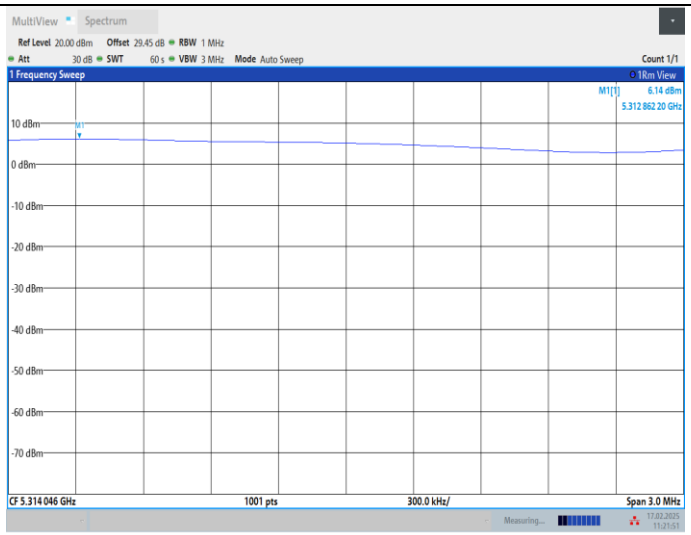 11:21:52 17.02.2025
11N20SISO_Ant1_5500
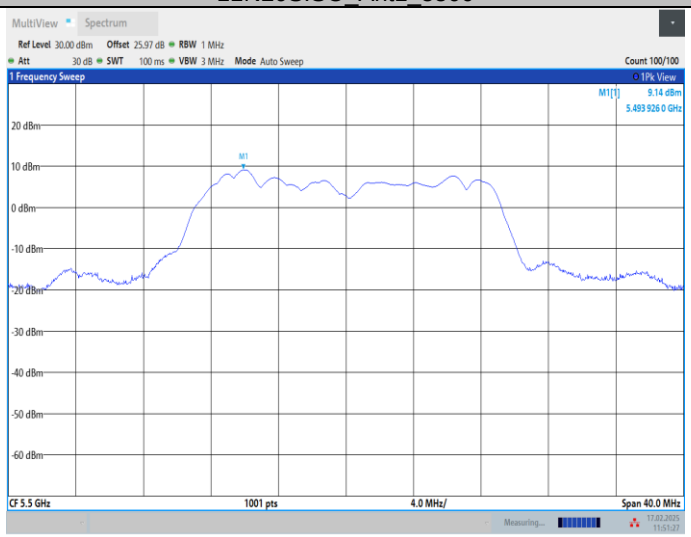 11:51:27 17.02.2025

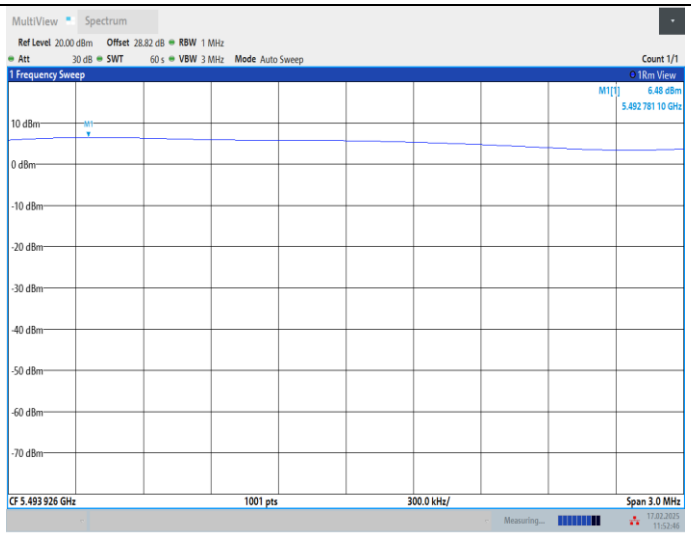

11N20SISO_Ant1_5700

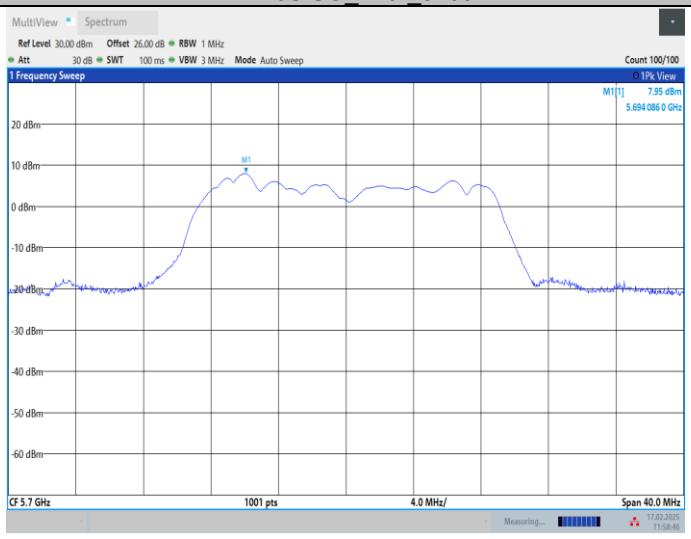

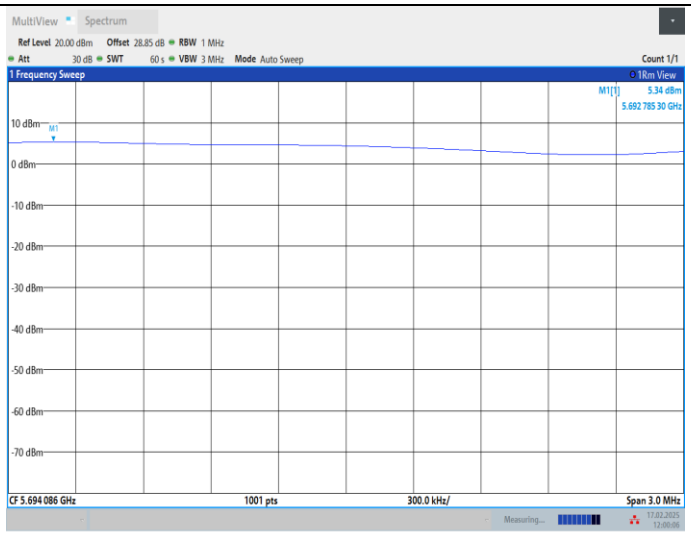

5 Appendix A.5 : Transmitter unwanted emissions within the 5GHz RLAN bands

TestMode	Antenna	Frequency[MHz]	Result [dBm]	Limit[dBm]	Verdict
11N20SISO	Ant1	5180	See test graph	See test graph	PASS
		5320	See test graph	See test graph	PASS
		5500	See test graph	See test graph	PASS
		5700	See test graph	See test graph	PASS

11N20SISO_Ant1_5180

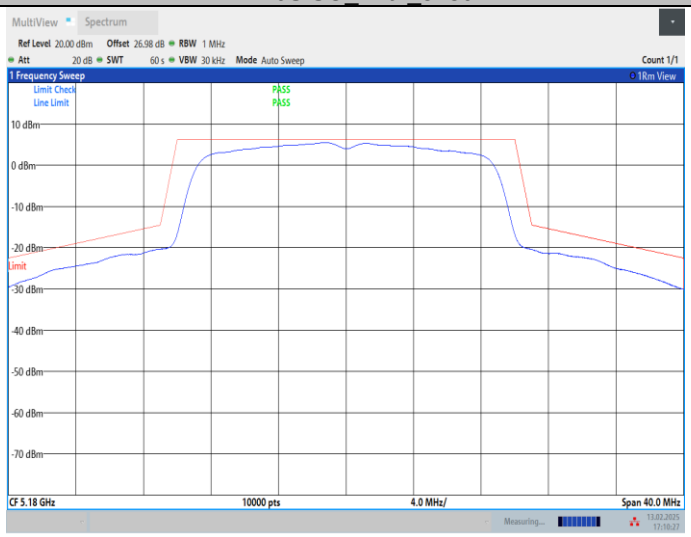

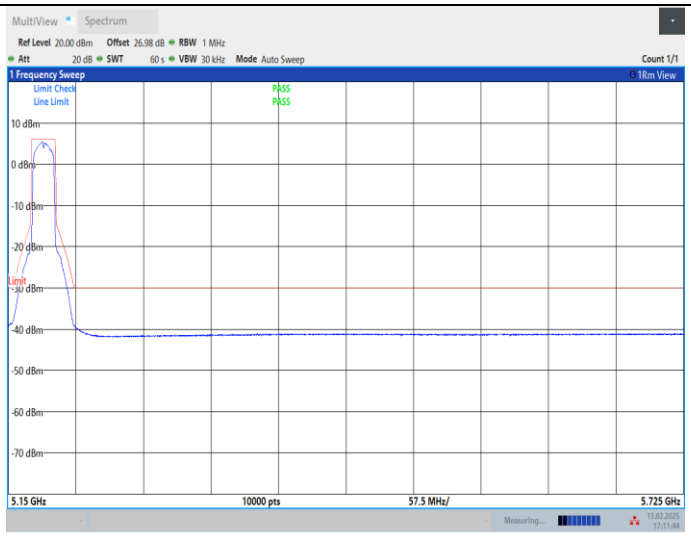

11N20SISO_Ant1_5320
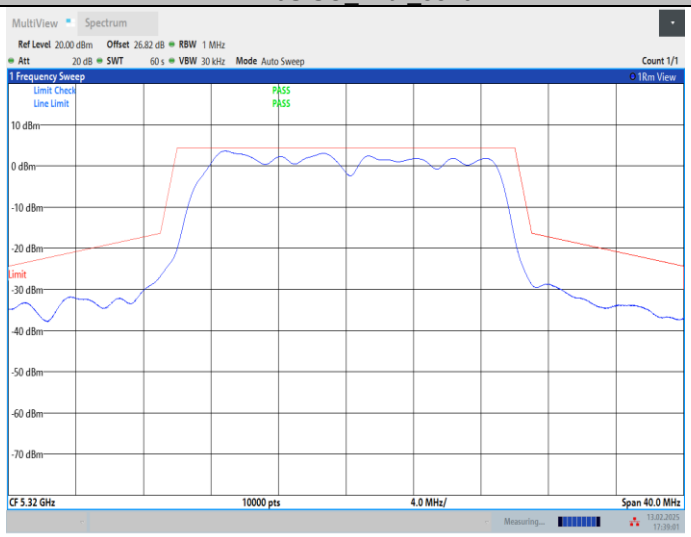 17:39:02 13.02.2025
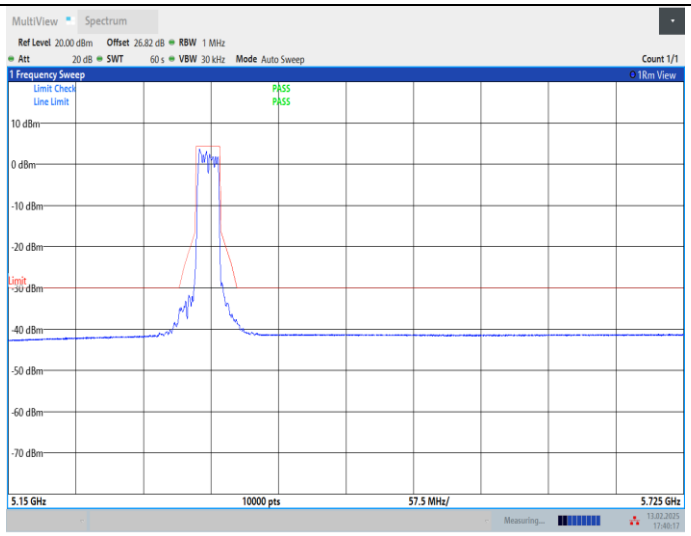 17:40:18 13.02.2025
11N20SISO_Ant1_5500
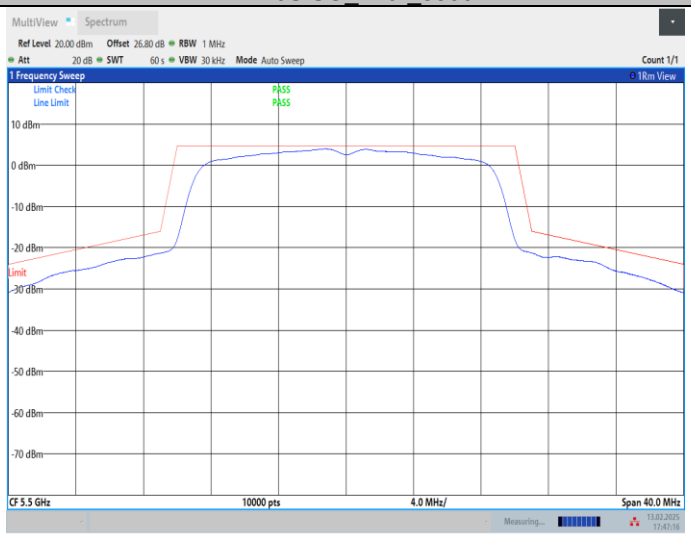 17:47:17 13.02.2025

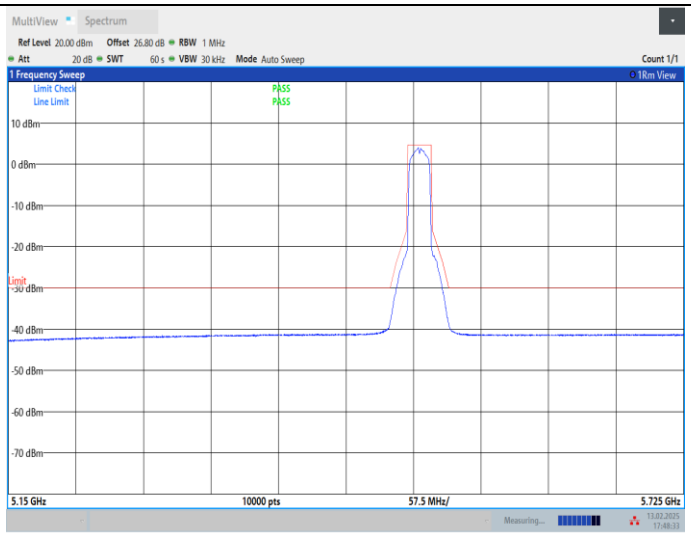

17:48:33 13.02.2025

11N20SISO_Ant1_5700

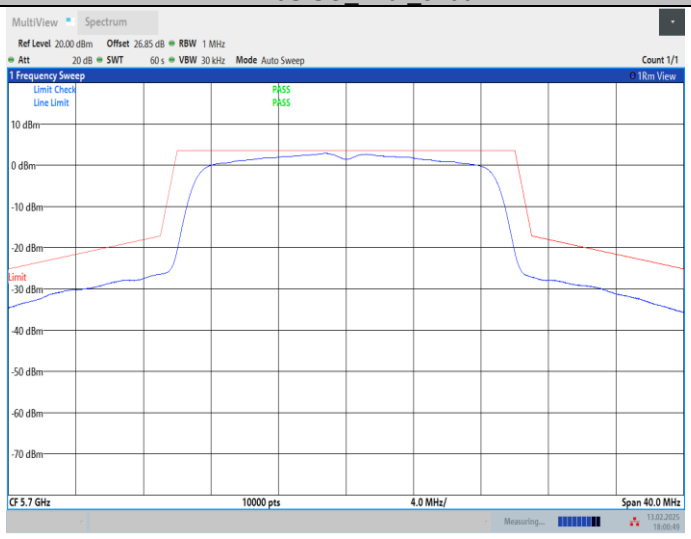

18:00:49 13.02.2025

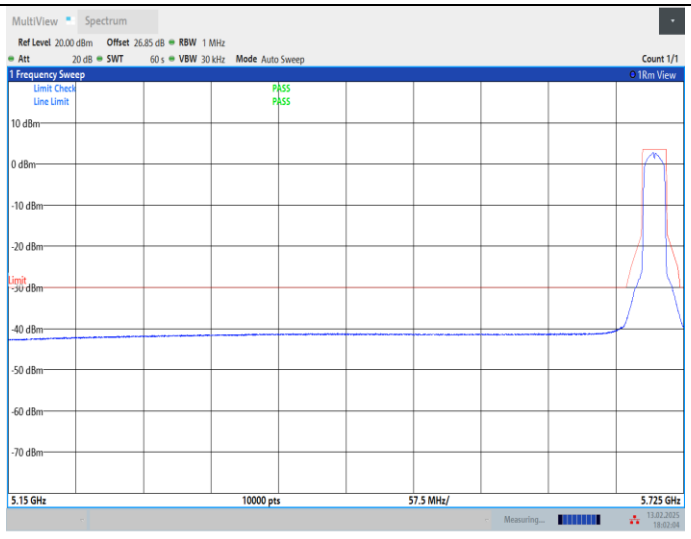

18:02:06 13.02.2025

6 Appendix A.6 : Adaptivity

Test Mode	Antenna	Frequency [MHz]	Priority Class	Max. COT [ms]	Limit [ms]	Min.Idle Time [ms]	Limit [ms]	Idle Period probability	Verdict
11N20SISO	Ant1	5180	2	3.269	6.000	0.042	0.027	See the graph	PASS

TestMode	Antenna	Frequency [MHz]	Interference Type	Add interference Time [ms]	Interference Level [dBm/MHz]	Max. Short Control number [n]	Limit [n]	Max. Short Control Time [ms]	Limit [ms]	Verdict
11N20SISO	Ant1	5180	AWGN	2100	-73.00	0	50	0.00	2.5	PASS
			OFDM	2100	-73.00	1	50	0.20	2.5	PASS
			LTE	2100	-73.00	0	50	0.00	2.5	PASS

11N20SISO_Ant1_5180

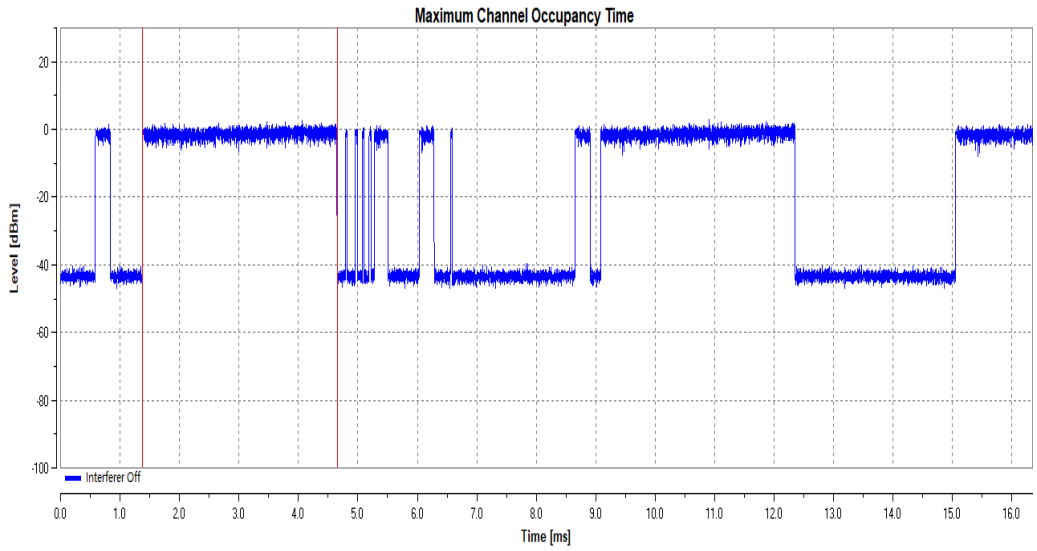

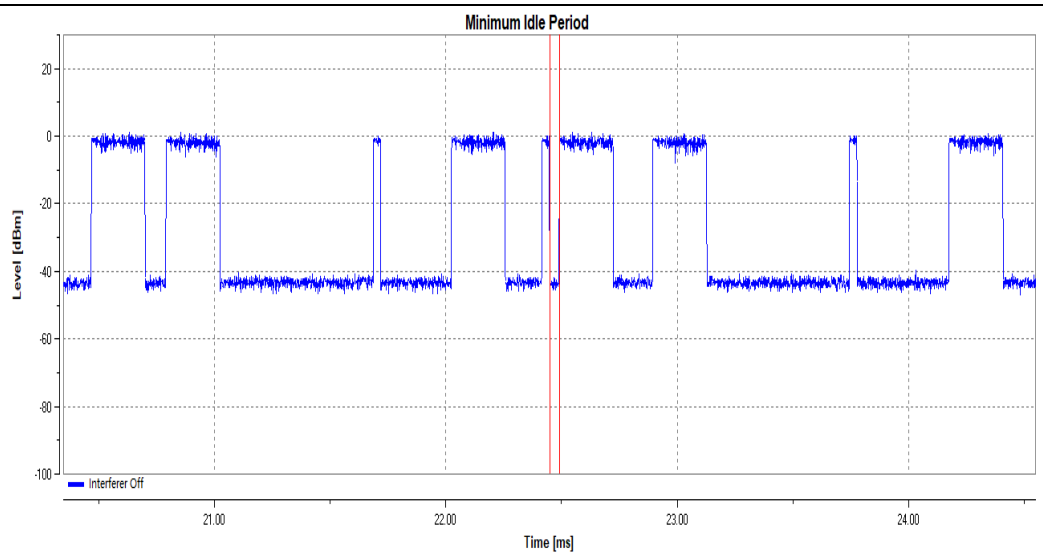

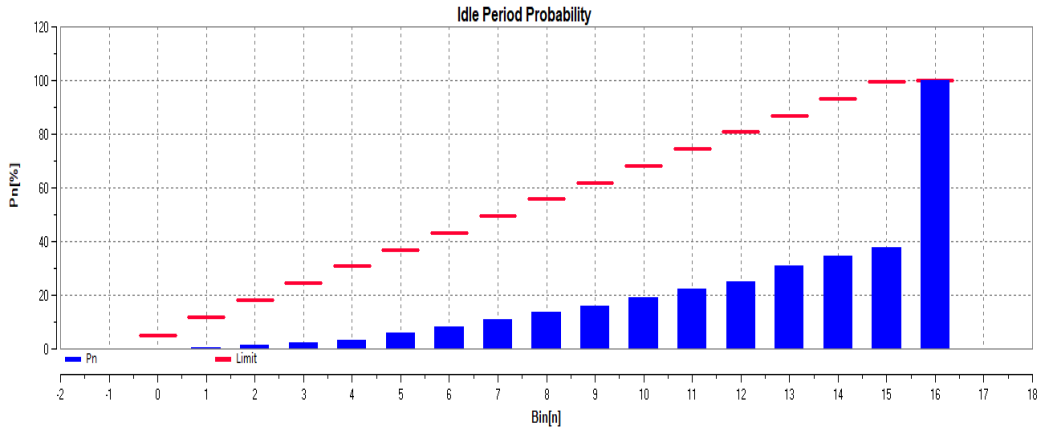

n	0	1	2	3	4	5	6	7	8	9	10	11	12	13	14	15	16
B[n]	0	23	93	93	103	262	246	263	274	258	303	300	290	573	360	355	6221
P[n]	0	0.23	1.16	2.09	3.11	5.73	8.19	10.81	13.55	16.12	19.15	22.14	25.04	30.76	34.35	37.9	100
Limit	5	12	18.25	24.5	30.75	37	43.25	49.5	55.75	62	68.25	74.5	80.75	87	93.25	99.5	100

11N20SISO_Ant1_5180

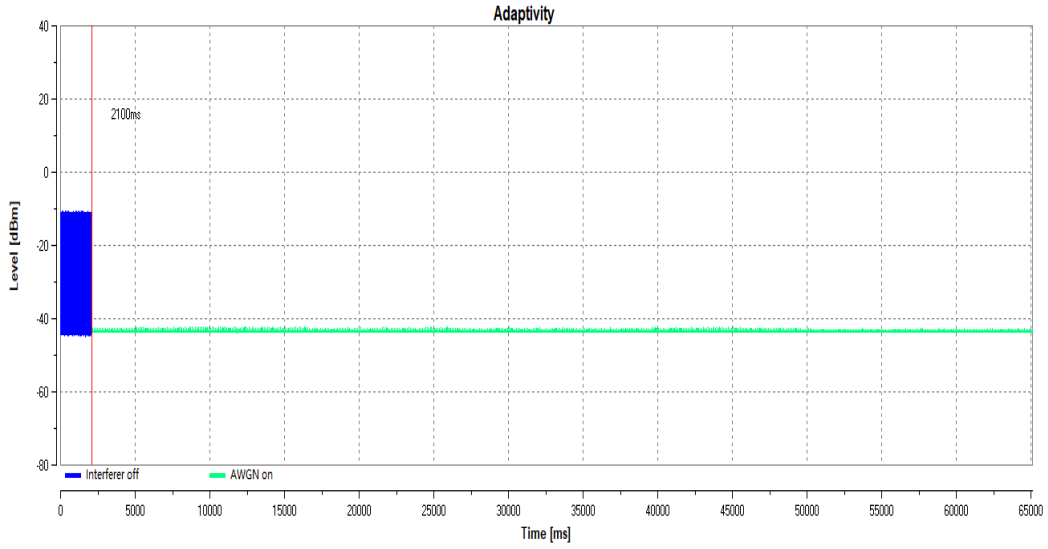

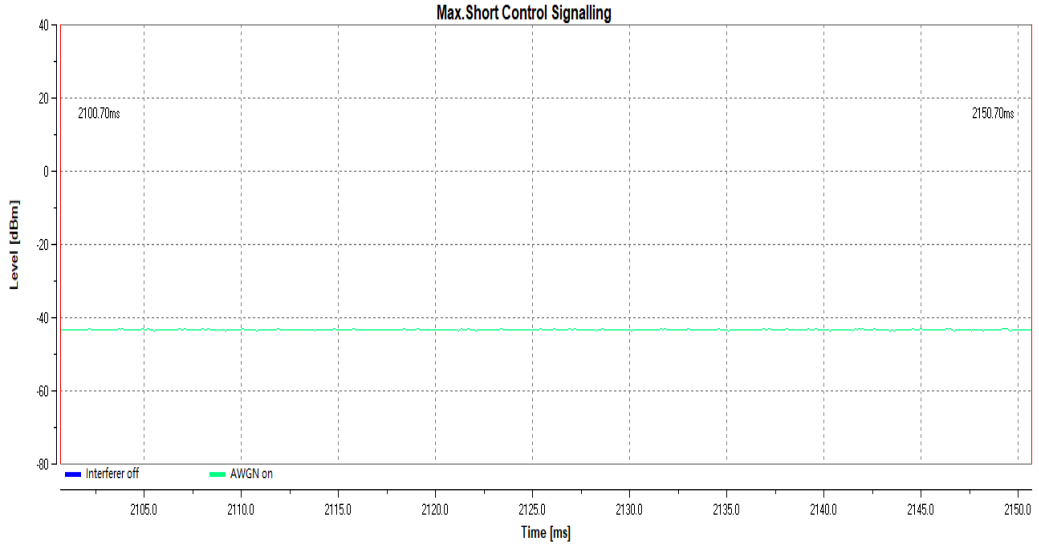

11N20SISO_Ant1_5180
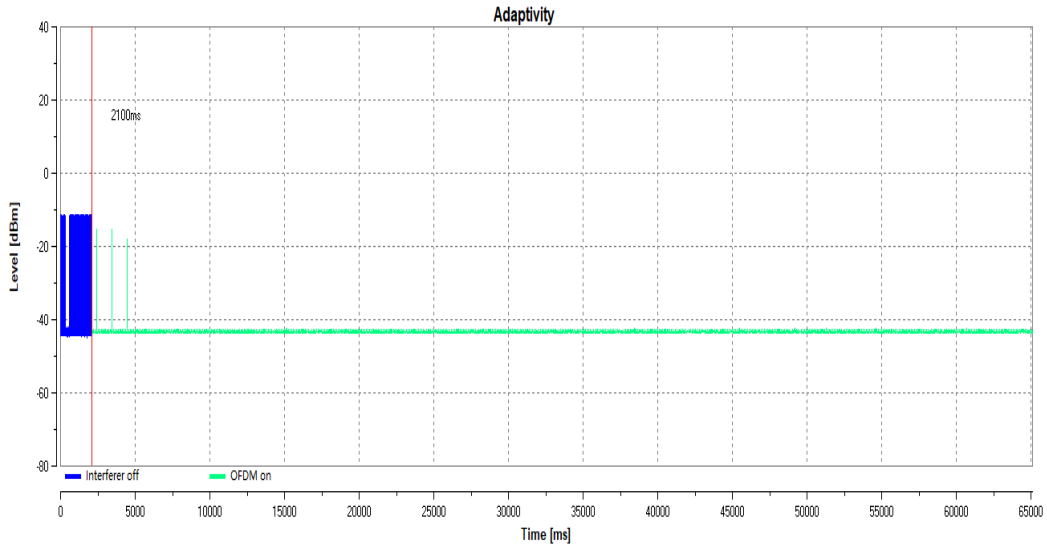
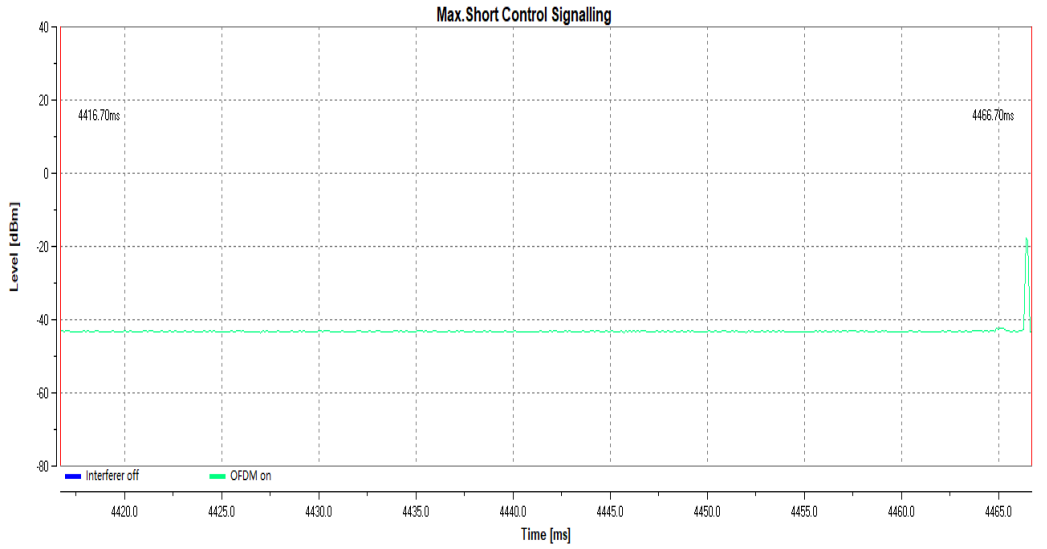

11N20SISO_Ant1_5180
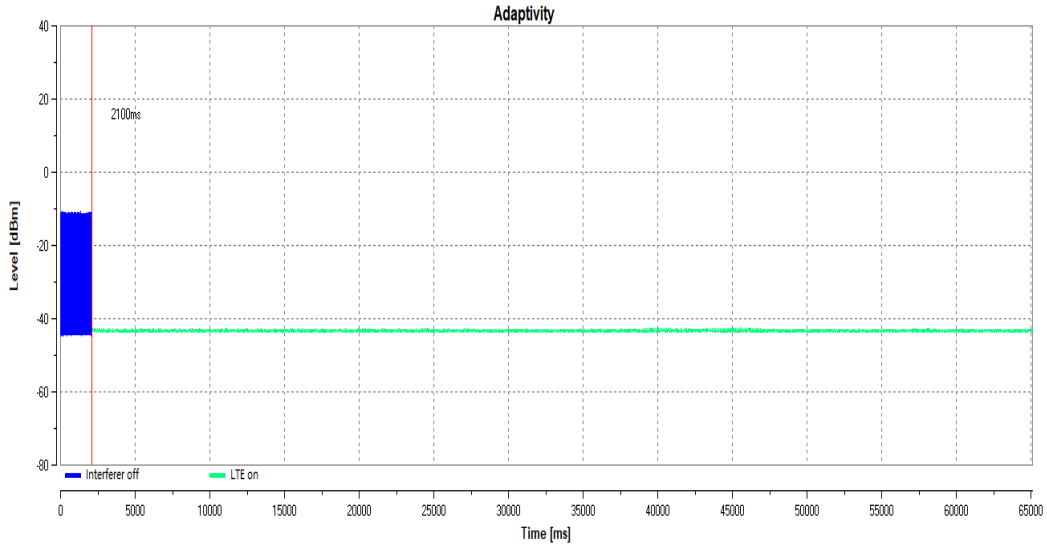

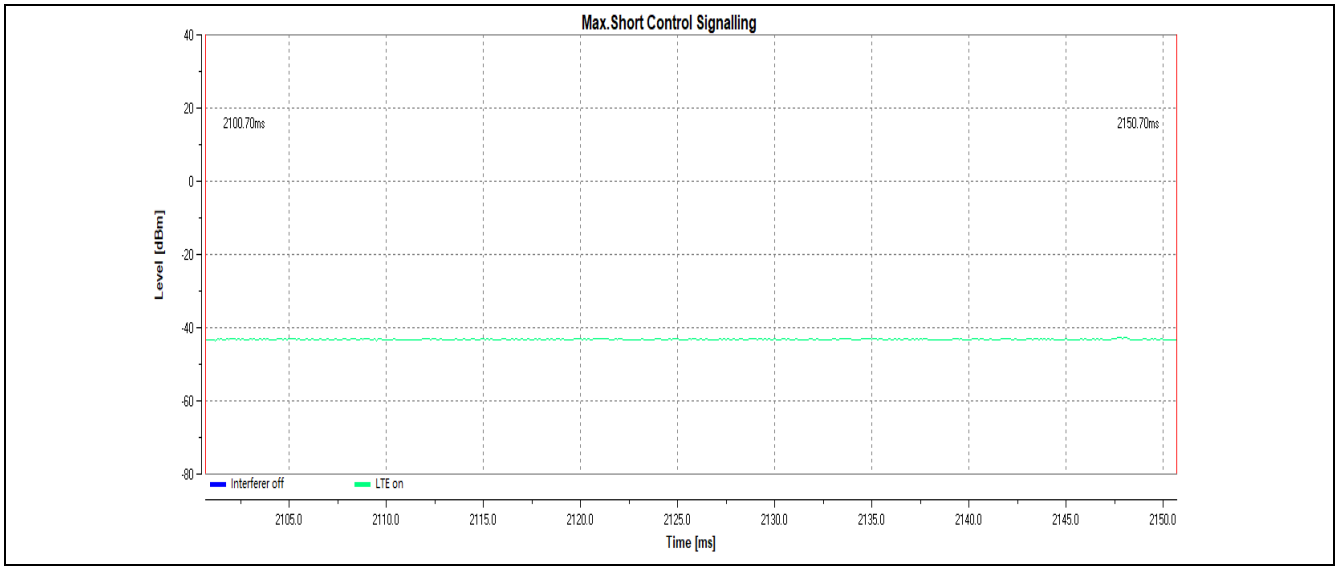
Max.Short Control Signalling
2100.70ms
2150.70ms
Level [dBm]
40
20
0
-20
-40
-60
-80
Interferer off
LTE on
2105.0
2110.0
2115.0
2120.0
2125.0
2130.0
2135.0
2140.0
2145.0
2150.0
Time [ms]

7 Appendix A.8 : Transmitter unwanted emissions outside the 5GHz RLAN bands

Note: This testing was carried out on different modulations, but only the worst case was presented in this report.

Test Date:	2025-01-24	**Tested By**:	Zhong Nan
EUT:	Table Wireless Speaker	**Model Number**:	EDF100092
Test Mode:	N20 5180MHz TX Mode	**Power Supply**:	AC 230V/50Hz
Condition:	Temp:23.0°C;Humi:42.7%	**Test Site**:	DDT 3# Chamber
File Path:	d:\ts\2024 report data\Q25011512-1E\CE BELOW1G 5G\1		
Memo:	Sample Number:S25011512-001 Power Setting:NA		

Test Graph

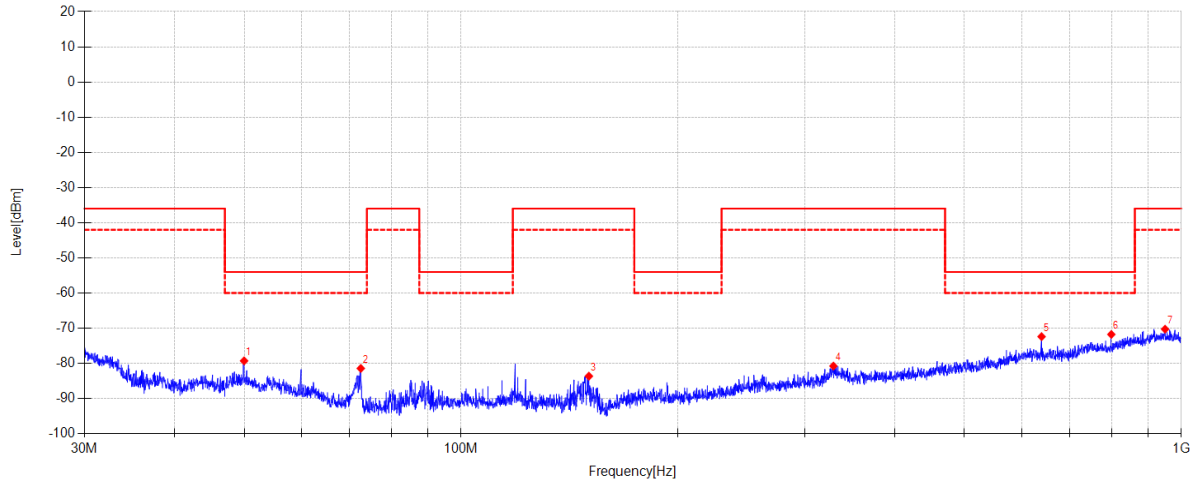

Data List

NO.	Freq. [MHz]	Reading [dBµV/m]	Factor [dB]	Level [dBm]	Limit [dBm]	Margin [dB]	Detector	Polarity	Type
1	49.981	30.75	-110.02	-79.27	-54.00	25.27	PK	Horizontal	ERP
2	72.579	36.07	-117.48	-81.41	-54.00	27.41	PK	Horizontal	ERP
3	150.489	34.60	-118.22	-83.62	-36.00	47.62	PK	Horizontal	ERP
4	328.882	29.18	-109.92	-80.74	-36.00	44.74	PK	Horizontal	ERP
5	639.770	30.83	-103.21	-72.38	-54.00	18.38	PK	Horizontal	ERP
6	799.576	30.10	-101.85	-71.75	-54.00	17.75	PK	Horizontal	ERP
7	949.436	27.21	-97.47	-70.26	-36.00	34.26	PK	Horizontal	ERP

Note:
1. Level = Reading + Factor.
2. Factor = Antenna Factor + Cable Loss - Preamp Gain + Site Loss Factor - 107.
3. Test setup: RBW: 100 kHz, VBW: 300 kHz, Sweep time: auto.

Test Date:	2025-01-24	**Tested By**:	Zhong Nan
EUT:	Table Wireless Speaker	**Model Number**:	EDF100092
Test Mode:	N20 5180MHz TX Mode	**Power Supply**:	AC 230V/50Hz
Condition:	Temp:23.0°C;Humi:42.7%	**Test Site**:	DDT 3# Chamber
File Path:	d:\ts\2024 report data\Q25011512-1E\CE BELOW1G 5G\2		
Memo:	Sample Number:S25011512-001 Power Setting:NA		

Test Graph

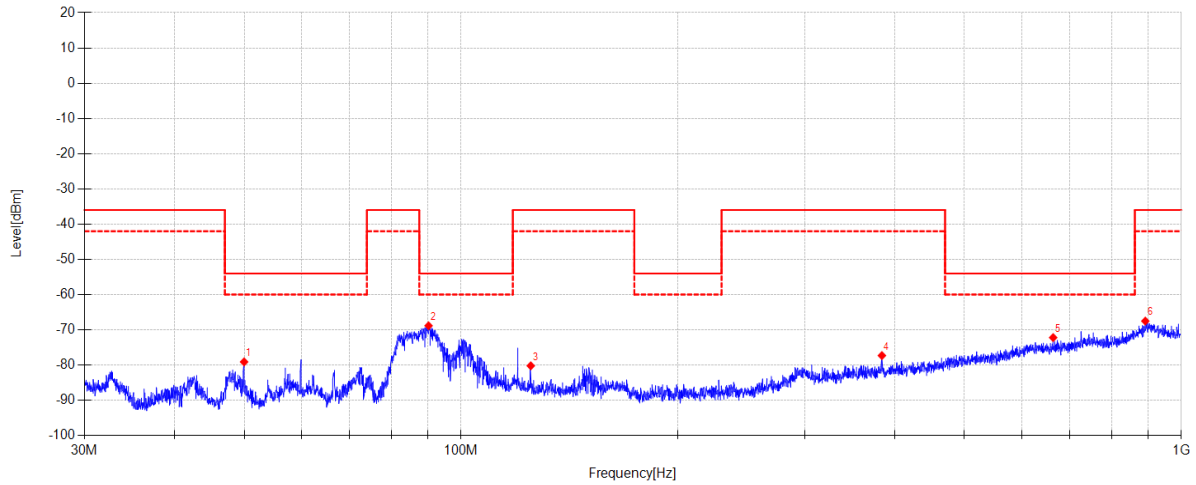

Data List

NO.	Freq. [MHz]	Reading [dBµV/m]	Factor [dB]	Level [dBm]	Limit [dBm]	Margin [dB]	Detector	Polarity	Type
1	49.981	35.74	-114.82	-79.08	-54.00	25.08	PK	Vertical	ERP
2	90.137	43.12	-111.95	-68.83	-54.00	14.83	PK	Vertical	ERP
3	124.971	31.68	-111.87	-80.19	-36.00	44.19	PK	Vertical	ERP
4	384.005	29.71	-106.99	-77.28	-36.00	41.28	PK	Vertical	ERP
5	663.993	28.48	-100.67	-72.19	-54.00	18.19	PK	Vertical	ERP
6	891.373	28.14	-95.64	-67.50	-36.00	31.50	PK	Vertical	ERP

Note:
1. Level = Reading + Factor.
2. Factor = Antenna Factor + Cable Loss - Preamp Gain + Site Loss Factor - 107.
3. Test setup: RBW: 100 kHz, VBW: 300 kHz, Sweep time: auto.

Test Date:	2025-01-24	**Tested By**:	Zhong Nan
EUT:	Table Wireless Speaker	**Model Number**:	EDF100092
Test Mode:	N20 5240MHz TX Mode	**Power Supply**:	AC 230V/50Hz
Condition:	Temp:23.0°C;Humi:42.7%	**Test Site**:	DDT 3# Chamber
File Path:	d:\ts\2024 report data\Q25011512-1E\CE BELOW1G 5G\5		
Memo:	Sample Number:S25011512-001 Power Setting:NA		

Test Graph

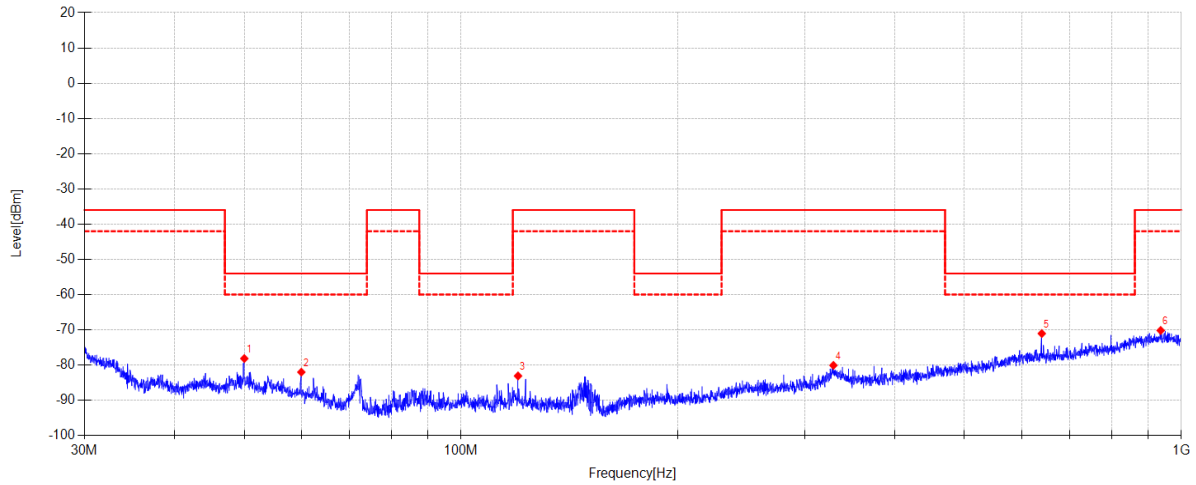

Data List									
NO.	**Freq. [MHz]**	**Reading [dBµV/m]**	**Factor [dB]**	**Level [dBm]**	**Limit [dBm]**	**Margin [dB]**	**Detector**	**Polarity**	**Type**
1	50.016	31.89	-110.02	-78.13	-54.00	24.13	PK	Horizontal	ERP
2	60.019	30.49	-112.48	-81.99	-54.00	27.99	PK	Horizontal	ERP
3	119.991	33.27	-116.34	-83.07	-36.00	47.07	PK	Horizontal	ERP
4	328.882	29.85	-109.92	-80.07	-36.00	44.07	PK	Horizontal	ERP
5	640.219	32.17	-103.21	-71.04	-54.00	17.04	PK	Horizontal	ERP
6	936.215	27.69	-97.85	-70.16	-36.00	34.16	PK	Horizontal	ERP

Note:
1. Level = Reading + Factor.
2. Factor = Antenna Factor + Cable Loss - Preamp Gain + Site Loss Factor - 107.
3. Test setup: RBW: 100 kHz, VBW: 300 kHz, Sweep time: auto.

Test Date:	2025-01-24	**Tested By**:	Zhong Nan
EUT:	Table Wireless Speaker	**Model Number**:	EDF100092
Test Mode:	N20 5240MHz TX Mode	**Power Supply**:	AC 230V/50Hz
Condition:	Temp:23.0°C;Humi:42.7%	**Test Site**:	DDT 3# Chamber
File Path:	d:\ts\2024 report data\Q25011512-1E\CE BELOW1G 5G\6		
Memo:	Sample Number:S25011512-001 Power Setting:NA		

Test Graph

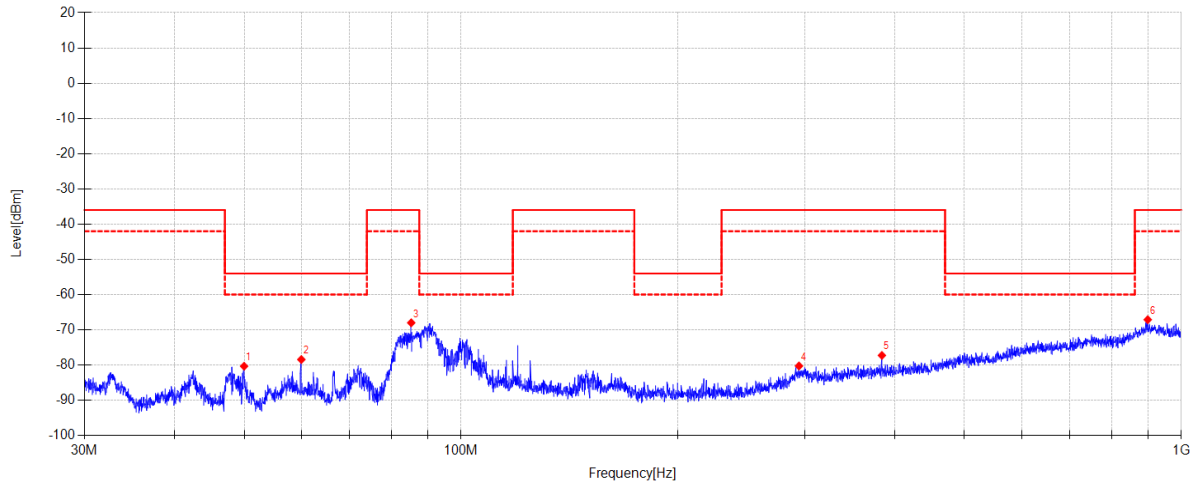

Data List

NO.	Freq. [MHz]	Reading [dBµV/m]	Factor [dB]	Level [dBm]	Limit [dBm]	Margin [dB]	Detector	Polarity	Type
1	49.981	34.50	-114.82	-80.32	-54.00	26.32	PK	Vertical	ERP
2	60.019	36.34	-114.75	-78.41	-54.00	24.41	PK	Vertical	ERP
3	85.280	46.11	-114.10	-67.99	-36.00	31.99	PK	Vertical	ERP
4	294.599	29.24	-109.48	-80.24	-36.00	44.24	PK	Vertical	ERP
5	384.005	29.75	-106.99	-77.24	-36.00	41.24	PK	Vertical	ERP
6	898.275	28.10	-95.20	-67.10	-36.00	31.10	PK	Vertical	ERP

Note:
1. Level = Reading + Factor.
2. Factor = Antenna Factor + Cable Loss - Preamp Gain + Site Loss Factor - 107.
3. Test setup: RBW: 100 kHz, VBW: 300 kHz, Sweep time: auto.

Test Date:	2025-01-24	**Tested By**:	Zhong Nan
EUT:	Table Wireless Speaker	**Model Number**:	EDF100092
Test Mode:	N20 5260MHz TX Mode	**Power Supply**:	AC 230V/50Hz
Condition:	Temp:23.0°C;Humi:42.7%	**Test Site**:	DDT 3# Chamber
File Path:	d:\ts\2024 report data\Q25011512-1E\CE BELOW1G 5G\7		
Memo:	Sample Number:S25011512-001 Power Setting: 1200		

Test Graph

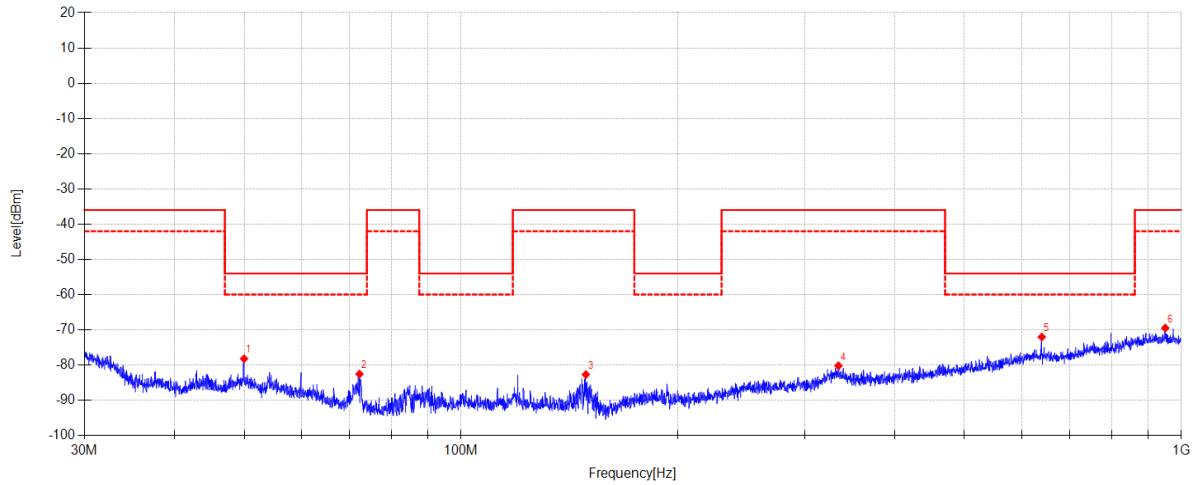

Data List									
NO.	**Freq. [MHz]**	**Reading [dBµV/m]**	**Factor [dB]**	**Level [dBm]**	**Limit [dBm]**	**Margin [dB]**	**Detector**	**Polarity**	**Type**
1	49.981	31.84	-110.02	-78.18	-54.00	24.18	PK	Horizontal	ERP
2	72.274	34.95	-117.48	-82.53	-54.00	28.53	PK	Horizontal	ERP
3	149.019	35.51	-118.19	-82.68	-36.00	46.68	PK	Horizontal	ERP
4	334.228	29.58	-109.76	-80.18	-36.00	44.18	PK	Horizontal	ERP
5	640.219	31.21	-103.21	-72.00	-54.00	18.00	PK	Horizontal	ERP
6	950.102	27.97	-97.45	-69.48	-36.00	33.48	PK	Horizontal	ERP

Note:
1. Level = Reading + Factor.
2. Factor = Antenna Factor + Cable Loss - Preamp Gain + Site Loss Factor - 107.
3. Test setup: RBW: 100 kHz, VBW: 300 kHz, Sweep time: auto.

Test Date:	2025-01-24	**Tested By**:	Zhong Nan
EUT:	Table Wireless Speaker	**Model Number**:	EDF100092
Test Mode:	N20 5260MHz TX Mode	**Power Supply**:	AC 230V/50Hz
Condition:	Temp:23.0°C;Humi:42.7%	**Test Site**:	DDT 3# Chamber
File Path:	d:\ts\2024 report data\Q25011512-1E\CE BELOW1G 5G\8		
Memo:	Sample Number:S25011512-001 Power Setting: 1200		

Test Graph

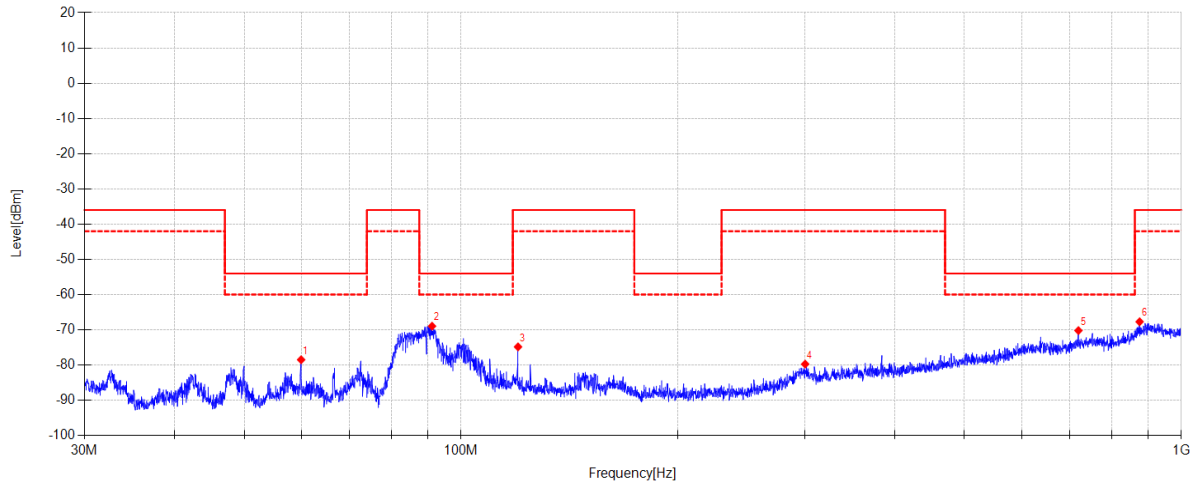

Data List									
NO.	**Freq. [MHz]**	**Reading [dBµV/m]**	**Factor [dB]**	**Level [dBm]**	**Limit [dBm]**	**Margin [dB]**	**Detector**	**Polarity**	**Type**
1	59.977	36.26	-114.74	-78.48	-54.00	24.48	PK	Vertical	ERP
2	91.154	42.81	-111.75	-68.94	-54.00	14.94	PK	Vertical	ERP
3	119.991	36.69	-111.51	-74.82	-36.00	38.82	PK	Vertical	ERP
4	300.440	29.42	-109.14	-79.72	-36.00	43.72	PK	Vertical	ERP
5	719.751	29.91	-100.11	-70.20	-54.00	16.20	PK	Vertical	ERP
6	875.270	28.96	-96.65	-67.69	-36.00	31.69	PK	Vertical	ERP

Note:
1. Level = Reading + Factor.
2. Factor = Antenna Factor + Cable Loss - Preamp Gain + Site Loss Factor - 107.
3. Test setup: RBW: 100 kHz, VBW: 300 kHz, Sweep time: auto.

Test Date:	2025-01-24	**Tested By**:	Zhong Nan
EUT:	Table Wireless Speaker	**Model Number**:	EDF100092
Test Mode:	N20 5300MHz TX Mode	**Power Supply**:	AC 230V/50Hz
Condition:	Temp:23.0°C;Humi:42.7%	**Test Site**:	DDT 3# Chamber
File Path:	d:\ts\2024 report data\Q25011512-1E\CE BELOW1G 5G\9		
Memo:	Sample Number:S25011512-001 Power Setting: 1200		

Test Graph

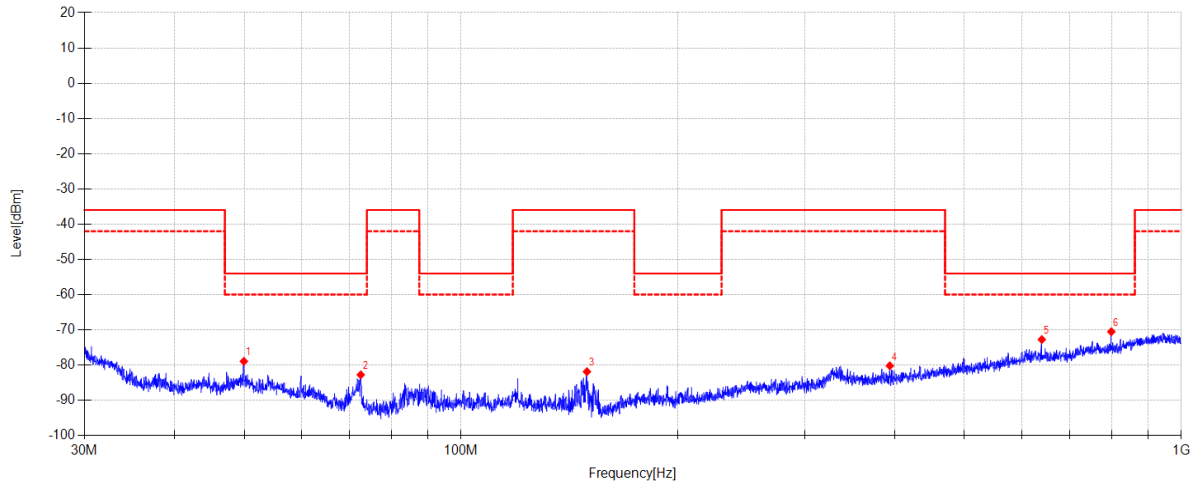

Data List									
NO.	**Freq. [MHz]**	**Reading [dBµV/m]**	**Factor [dB]**	**Level [dBm]**	**Limit [dBm]**	**Margin [dB]**	**Detector**	**Polarity**	**Type**
1	49.946	31.10	-110.03	-78.93	-54.00	24.93	PK	Horizontal	ERP
2	72.579	34.74	-117.48	-82.74	-54.00	28.74	PK	Horizontal	ERP
3	149.543	36.36	-118.22	-81.86	-36.00	45.86	PK	Horizontal	ERP
4	393.822	28.36	-108.55	-80.19	-36.00	44.19	PK	Horizontal	ERP
5	640.219	30.48	-103.21	-72.73	-54.00	18.73	PK	Horizontal	ERP
6	799.576	31.33	-101.85	-70.52	-54.00	16.52	PK	Horizontal	ERP

Note:
1. Level = Reading + Factor.
2. Factor = Antenna Factor + Cable Loss - Preamp Gain + Site Loss Factor - 107.
3. Test setup: RBW: 100 kHz, VBW: 300 kHz, Sweep time: auto.

Test Date:	2025-01-24	**Tested By**:	Zhong Nan
EUT:	Table Wireless Speaker	**Model Number**:	EDF100092
Test Mode:	N20 5300MHz TX Mode	**Power Supply**:	AC 230V/50Hz
Condition:	Temp:23.0°C;Humi:42.7%	**Test Site**:	DDT 3# Chamber
File Path:	d:\ts\2024 report data\Q25011512-1E\CE BELOW1G 5G\10		
Memo:	Sample Number:S25011512-001 Power Setting: 1200		

Test Graph

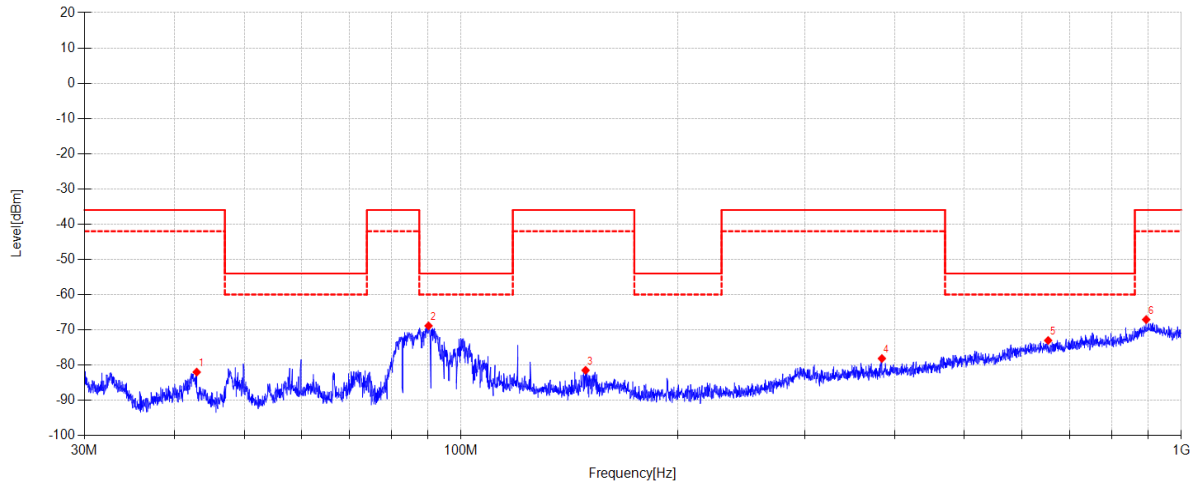

Data List									
NO.	**Freq. [MHz]**	**Reading [dBµV/m]**	**Factor [dB]**	**Level [dBm]**	**Limit [dBm]**	**Margin [dB]**	**Detector**	**Polarity**	**Type**
1	42.957	33.46	-115.44	-81.98	-36.00	45.98	PK	Vertical	ERP
2	90.137	43.10	-111.95	-68.85	-54.00	14.85	PK	Vertical	ERP
3	148.915	32.10	-113.57	-81.47	-36.00	45.47	PK	Vertical	ERP
4	384.005	28.87	-106.99	-78.12	-36.00	42.12	PK	Vertical	ERP
5	653.370	27.63	-100.64	-73.01	-54.00	19.01	PK	Vertical	ERP
6	893.877	28.41	-95.49	-67.08	-36.00	31.08	PK	Vertical	ERP

Note:
1. Level = Reading + Factor.
2. Factor = Antenna Factor + Cable Loss - Preamp Gain + Site Loss Factor - 107.
3. Test setup: RBW: 100 kHz, VBW: 300 kHz, Sweep time: auto.

Test Date:	2025-01-24	**Tested By**:	Zhong Nan
EUT:	Table Wireless Speaker	**Model Number**:	EDF100092
Test Mode:	N20 5320MHz TX Mode	**Power Supply**:	AC 230V/50Hz
Condition:	Temp:23.0°C;Humi:42.7%	**Test Site**:	DDT 3# Chamber
File Path:	d:\ts\2024 report data\Q25011512-1E\CE BELOW1G 5G\11		
Memo:	Sample Number:S25011512-001 Power Setting: 1200		

Test Graph

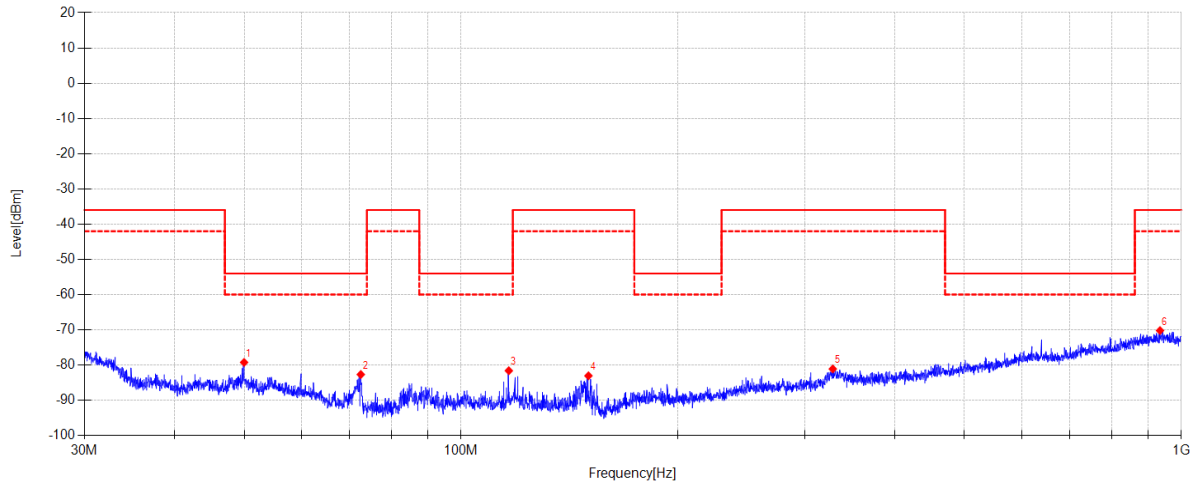

Data List

NO.	Freq. [MHz]	Reading [dBµV/m]	Factor [dB]	Level [dBm]	Limit [dBm]	Margin [dB]	Detector	Polarity	Type
1	49.981	30.80	-110.02	-79.22	-54.00	25.22	PK	Horizontal	ERP
2	72.579	34.82	-117.48	-82.66	-54.00	28.66	PK	Horizontal	ERP
3	116.508	34.53	-116.12	-81.59	-54.00	27.59	PK	Horizontal	ERP
4	150.278	35.20	-118.23	-83.03	-36.00	47.03	PK	Horizontal	ERP
5	328.190	28.86	-109.94	-81.08	-36.00	45.08	PK	Horizontal	ERP
6	934.248	27.71	-97.90	-70.19	-36.00	34.19	PK	Horizontal	ERP

Note:
1. Level = Reading + Factor.
2. Factor = Antenna Factor + Cable Loss - Preamp Gain + Site Loss Factor - 107.
3. Test setup: RBW: 100 kHz, VBW: 300 kHz, Sweep time: auto.

Test Date:	2025-01-24	**Tested By**:	Zhong Nan
EUT:	Table Wireless Speaker	**Model Number**:	EDF100092
Test Mode:	N20 5320MHz TX Mode	**Power Supply**:	AC 230V/50Hz
Condition:	Temp:23.0°C;Humi:42.7%	**Test Site**:	DDT 3# Chamber
File Path:	d:\ts\2024 report data\Q25011512-1E\CE BELOW1G 5G\12		
Memo:	Sample Number:S25011512-001 Power Setting: 1200		

Test Graph

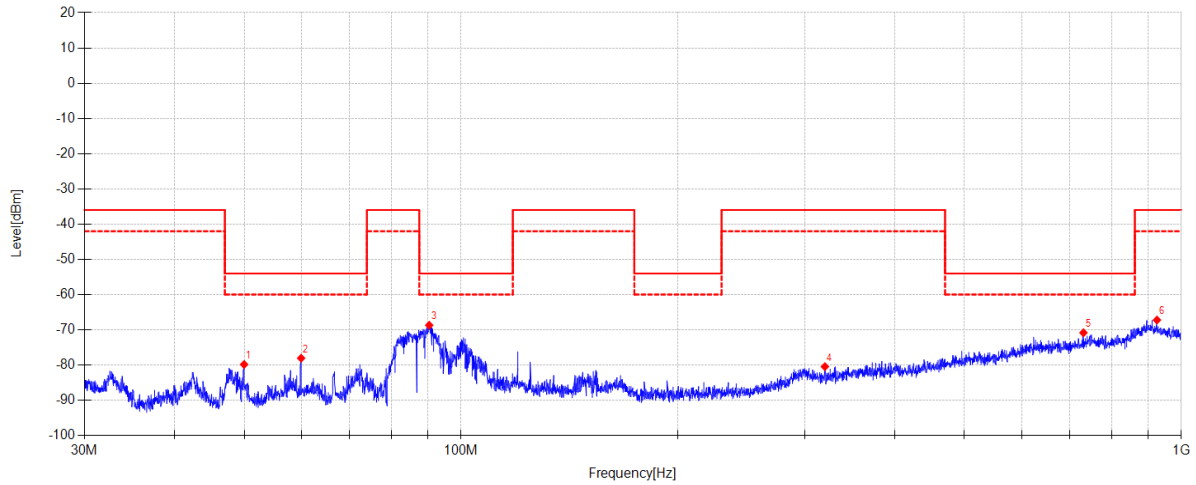

Data List									
NO.	**Freq. [MHz]**	**Reading [dBµV/m]**	**Factor [dB]**	**Level [dBm]**	**Limit [dBm]**	**Margin [dB]**	**Detector**	**Polarity**	**Type**
1	49.981	35.01	-114.82	-79.81	-54.00	25.81	PK	Vertical	ERP
2	59.977	36.71	-114.74	-78.03	-54.00	24.03	PK	Vertical	ERP
3	90.327	43.23	-111.91	-68.68	-54.00	14.68	PK	Vertical	ERP
4	320.010	27.98	-108.41	-80.43	-36.00	44.43	PK	Vertical	ERP
5	731.453	28.91	-99.72	-70.81	-54.00	16.81	PK	Vertical	ERP
6	925.122	28.25	-95.45	-67.20	-36.00	31.20	PK	Vertical	ERP

Note:
1. Level = Reading + Factor.
2. Factor = Antenna Factor + Cable Loss - Preamp Gain + Site Loss Factor - 107.
3. Test setup: RBW: 100 kHz, VBW: 300 kHz, Sweep time: auto.

Test Date:	2025-01-24	**Tested By**:	Zhong Nan
EUT:	Table Wireless Speaker	**Model Number**:	EDF100092
Test Mode:	N20 5500MHz TX Mode	**Power Supply**:	AC 230V/50Hz
Condition:	Temp:23.0°C;Humi:42.7%	**Test Site**:	DDT 3# Chamber
File Path:	d:\ts\2024 report data\Q25011512-1E\CE BELOW1G 5G\13		
Memo:	Sample Number:S25011512-001 Power Setting: 1200		

Test Graph

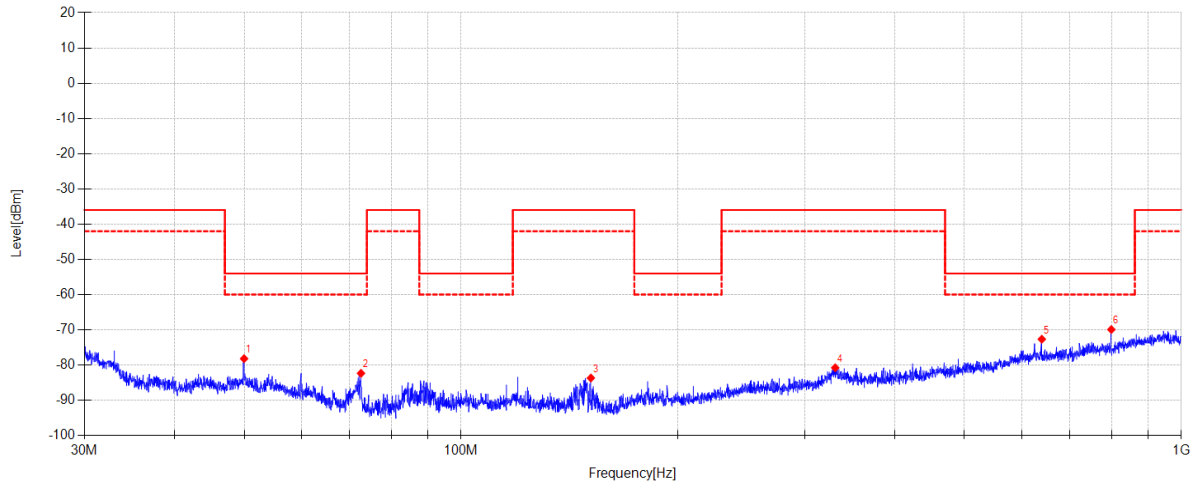

Data List

NO.	Freq. [MHz]	Reading [dBµV/m]	Factor [dB]	Level [dBm]	Limit [dBm]	Margin [dB]	Detector	Polarity	Type
1	49.981	31.85	-110.02	-78.17	-54.00	24.17	PK	Horizontal	ERP
2	72.630	35.15	-117.48	-82.33	-54.00	28.33	PK	Horizontal	ERP
3	151.442	34.50	-118.16	-83.66	-36.00	47.66	PK	Horizontal	ERP
4	330.732	29.13	-109.88	-80.75	-36.00	44.75	PK	Horizontal	ERP
5	640.219	30.57	-103.21	-72.64	-54.00	18.64	PK	Horizontal	ERP
6	799.576	31.95	-101.85	-69.90	-54.00	15.90	PK	Horizontal	ERP

Note:
1. Level = Reading + Factor.
2. Factor = Antenna Factor + Cable Loss - Preamp Gain + Site Loss Factor - 107.
3. Test setup: RBW: 100 kHz, VBW: 300 kHz, Sweep time: auto.

Test Date:	2025-01-24	**Tested By**:	Zhong Nan
EUT:	Table Wireless Speaker	**Model Number**:	EDF100092
Test Mode:	N20 5500MHz TX Mode	**Power Supply**:	AC 230V/50Hz
Condition:	Temp:23.0°C;Humi:42.7%	**Test Site**:	DDT 3# Chamber
File Path:	d:\ts\2024 report data\Q25011512-1E\CE BELOW1G 5G\14		
Memo:	Sample Number:S25011512-001 Power Setting: 1200		

Test Graph

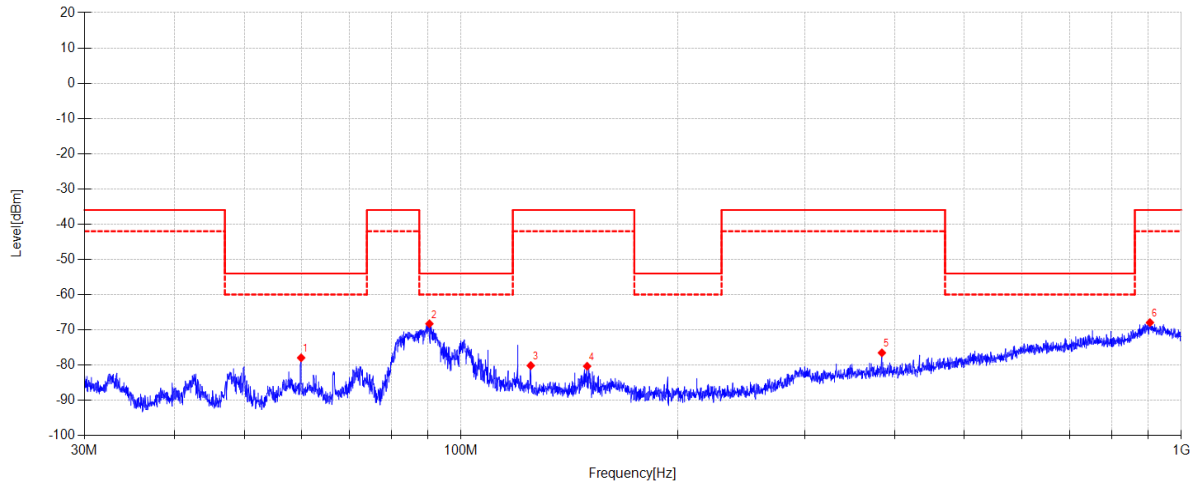

Data List									
NO.	**Freq. [MHz]**	**Reading [dBµV/m]**	**Factor [dB]**	**Level [dBm]**	**Limit [dBm]**	**Margin [dB]**	**Detector**	**Polarity**	**Type**
1	59.977	36.82	-114.74	-77.92	-54.00	23.92	PK	Vertical	ERP
2	90.391	43.64	-111.90	-68.26	-54.00	14.26	PK	Vertical	ERP
3	124.971	31.74	-111.87	-80.13	-36.00	44.13	PK	Vertical	ERP
4	149.647	33.29	-113.61	-80.32	-36.00	44.32	PK	Vertical	ERP
5	384.005	30.48	-106.99	-76.51	-36.00	40.51	PK	Vertical	ERP
6	904.595	27.24	-95.17	-67.93	-36.00	31.93	PK	Vertical	ERP

Note:
1. Level = Reading + Factor.
2. Factor = Antenna Factor + Cable Loss - Preamp Gain + Site Loss Factor - 107.
3. Test setup: RBW: 100 kHz, VBW: 300 kHz, Sweep time: auto.

Test Date:	2025-01-24	**Tested By**:	Zhong Nan
EUT:	Table Wireless Speaker	**Model Number**:	EDF100092
Test Mode:	N20 5600MHz TX Mode	**Power Supply**:	AC 230V/50Hz
Condition:	Temp:23.0°C;Humi:42.7%	**Test Site**:	DDT 3# Chamber
File Path:	d:\ts\2024 report data\Q25011512-1E\CE BELOW1G 5G\15		
Memo:	Sample Number:S25011512-001 Power Setting: 1200		

Test Graph

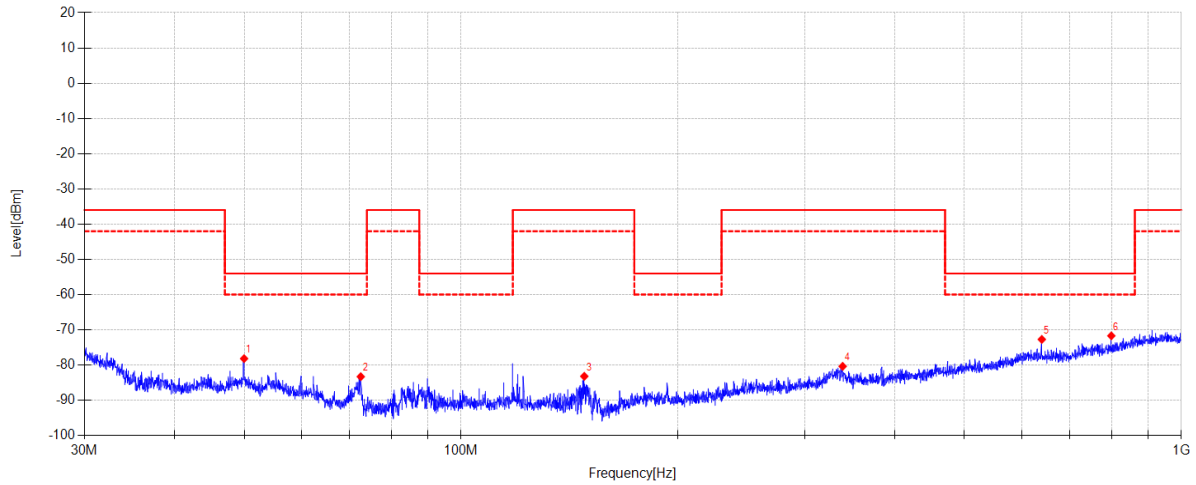

Data List

NO.	Freq. [MHz]	Reading [dBµV/m]	Factor [dB]	Level [dBm]	Limit [dBm]	Margin [dB]	Detector	Polarity	Type
1	49.981	31.87	-110.02	-78.15	-54.00	24.15	PK	Horizontal	ERP
2	72.579	34.20	-117.48	-83.28	-54.00	29.28	PK	Horizontal	ERP
3	148.290	34.96	-118.14	-83.18	-36.00	47.18	PK	Horizontal	ERP
4	338.711	29.28	-109.63	-80.35	-36.00	44.35	PK	Horizontal	ERP
5	640.219	30.51	-103.21	-72.70	-54.00	18.70	PK	Horizontal	ERP
6	799.576	30.17	-101.85	-71.68	-54.00	17.68	PK	Horizontal	ERP

Note:
1. Level = Reading + Factor.
2. Factor = Antenna Factor + Cable Loss - Preamp Gain + Site Loss Factor - 107.
3. Test setup: RBW: 100 kHz, VBW: 300 kHz, Sweep time: auto.

Test Date:	2025-01-24	**Tested By**:	Zhong Nan
EUT:	Table Wireless Speaker	**Model Number**:	EDF100092
Test Mode:	N20 5600MHz TX Mode	**Power Supply**:	AC 230V/50Hz
Condition:	Temp:23.0°C;Humi:42.7%	**Test Site**:	DDT 3# Chamber
File Path:	d:\ts\2024 report data\Q25011512-1E\CE BELOW1G 5G\16		
Memo:	Sample Number:S25011512-001 Power Setting: 1200		

Test Graph

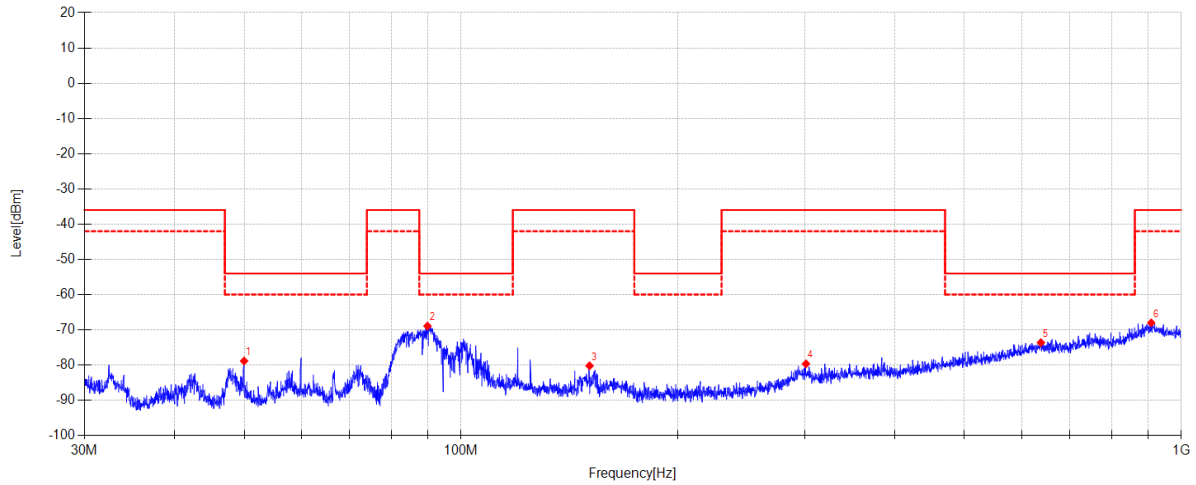

Data List

NO.	Freq. [MHz]	Reading [dBµV/m]	Factor [dB]	Level [dBm]	Limit [dBm]	Margin [dB]	Detector	Polarity	Type
1	49.981	35.99	-114.82	-78.83	-54.00	24.83	PK	Vertical	ERP
2	89.822	43.14	-112.05	-68.91	-54.00	14.91	PK	Vertical	ERP
3	150.806	33.44	-113.64	-80.20	-36.00	44.20	PK	Vertical	ERP
4	301.283	29.46	-109.10	-79.64	-36.00	43.64	PK	Vertical	ERP
5	638.426	27.19	-100.81	-73.62	-54.00	19.62	PK	Vertical	ERP
6	908.409	27.21	-95.22	-68.01	-36.00	32.01	PK	Vertical	ERP

Note:
1. Level = Reading + Factor.
2. Factor = Antenna Factor + Cable Loss - Preamp Gain + Site Loss Factor - 107.
3. Test setup: RBW: 100 kHz, VBW: 300 kHz, Sweep time: auto.

Test Date:	2025-01-24	**Tested By**:	Zhong Nan
EUT:	Table Wireless Speaker	**Model Number**:	EDF100092
Test Mode:	N20 5700MHz TX Mode	**Power Supply**:	AC 230V/50Hz
Condition:	Temp:23.0°C;Humi:42.7%	**Test Site**:	DDT 3# Chamber
File Path:	d:\ts\2024 report data\Q25011512-1E\CE BELOW1G 5G\17		
Memo:	Sample Number:S25011512-001 Power Setting: 1200		

Test Graph

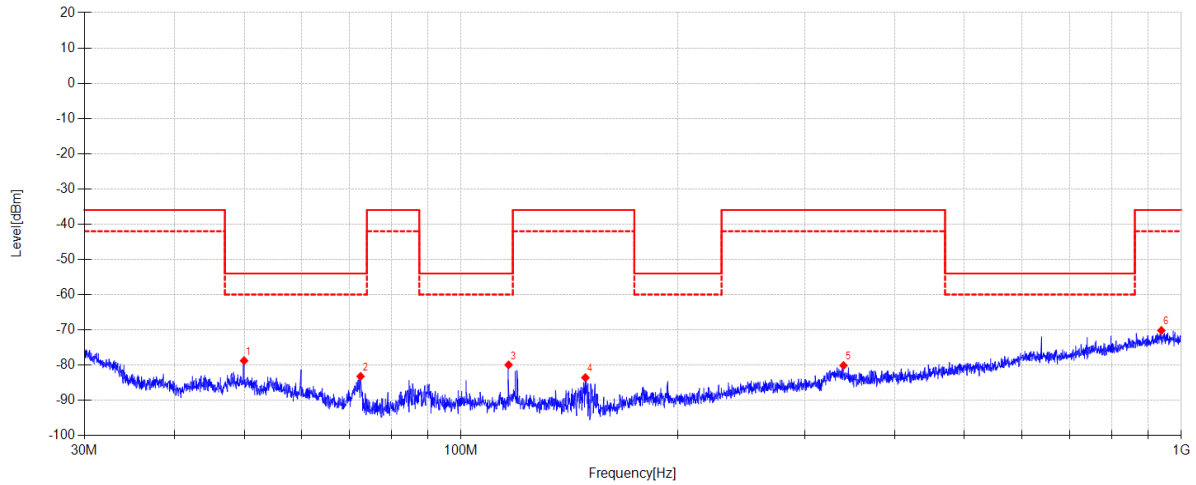

Data List									
NO.	**Freq. [MHz]**	**Reading [dBµV/m]**	**Factor [dB]**	**Level [dBm]**	**Limit [dBm]**	**Margin [dB]**	**Detector**	**Polarity**	**Type**
1	49.981	31.27	-110.02	-78.75	-54.00	24.75	PK	Horizontal	ERP
2	72.528	34.28	-117.48	-83.20	-54.00	29.20	PK	Horizontal	ERP
3	116.427	36.19	-116.12	-79.93	-54.00	25.93	PK	Horizontal	ERP
4	148.810	34.62	-118.18	-83.56	-36.00	47.56	PK	Horizontal	ERP
5	339.662	29.50	-109.60	-80.10	-36.00	44.10	PK	Horizontal	ERP
6	938.186	27.62	-97.79	-70.17	-36.00	34.17	PK	Horizontal	ERP

Note:
1. Level = Reading + Factor.
2. Factor = Antenna Factor + Cable Loss - Preamp Gain + Site Loss Factor - 107.
3. Test setup: RBW: 100 kHz, VBW: 300 kHz, Sweep time: auto.

Test Date:	2025-01-24	**Tested By**:	Zhong Nan
EUT:	Table Wireless Speaker	**Model Number**:	EDF100092
Test Mode:	N20 5700MHz TX Mode	**Power Supply**:	AC 230V/50Hz
Condition:	Temp:23.0°C;Humi:42.7%	**Test Site**:	DDT 3# Chamber
File Path:	d:\ts\2024 report data\Q25011512-1E\CE BELOW1G 5G\18		
Memo:	Sample Number:S25011512-001 Power Setting: 1200		

Test Graph

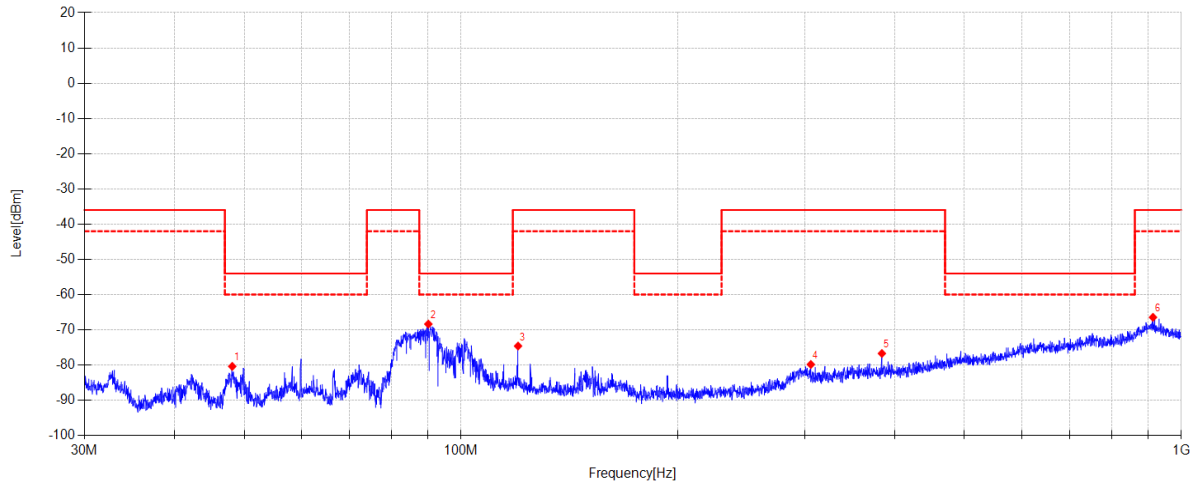

Data List									
NO.	**Freq. [MHz]**	**Reading [dBµV/m]**	**Factor [dB]**	**Level [dBm]**	**Limit [dBm]**	**Margin [dB]**	**Detector**	**Polarity**	**Type**
1	48.124	34.63	-114.99	-80.36	-54.00	26.36	PK	Vertical	ERP
2	90.074	43.60	-111.96	-68.36	-54.00	14.36	PK	Vertical	ERP
3	119.991	36.92	-111.51	-74.59	-36.00	38.59	PK	Vertical	ERP
4	305.967	29.12	-108.93	-79.81	-36.00	43.81	PK	Vertical	ERP
5	384.005	30.30	-106.99	-76.69	-36.00	40.69	PK	Vertical	ERP
6	913.519	28.84	-95.28	-66.44	-36.00	30.44	PK	Vertical	ERP

Note:
1. Level = Reading + Factor.
2. Factor = Antenna Factor + Cable Loss - Preamp Gain + Site Loss Factor - 107.
3. Test setup: RBW: 100 kHz, VBW: 300 kHz, Sweep time: auto.

Test Date:	2025-01-24	**Tested By**:	Zhong Nan
EUT:	Table Wireless Speaker	**Model Number**:	EDF100092
Test Mode:	N20 5180MHz TX Mode	**Power Supply**:	AC 230V/50Hz
Condition:	Temp:23.0°C;Humi:42.7%	**Test Site**:	DDT 3# Chamber
File Path:	d:\ts\2024 report data\Q25011512-1E\CE ABOVE1G 5G\1		
Memo:	Sample Number:S25011512-001 Power Setting:NA		

Test Graph

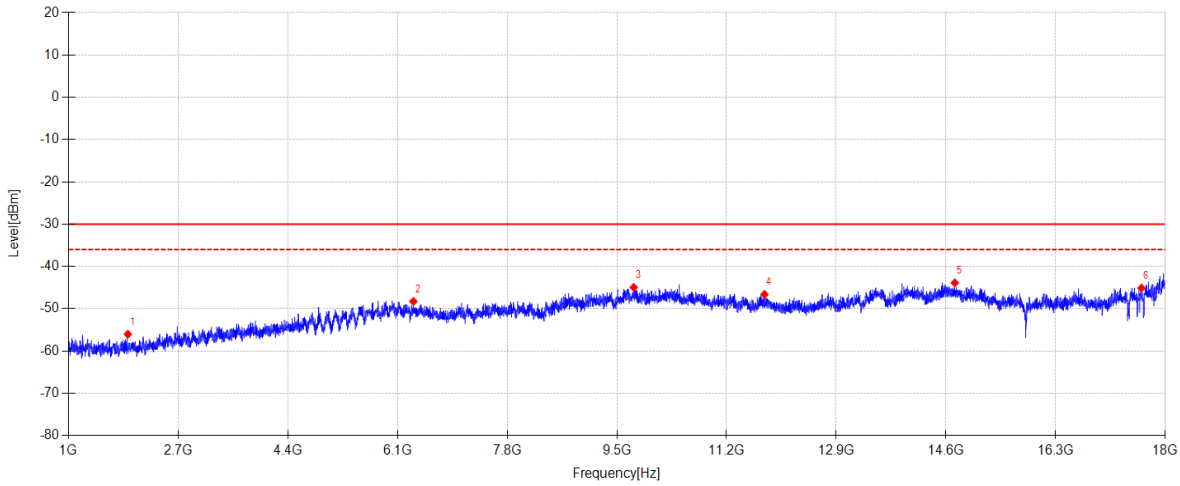

Data List

NO.	Freq. [MHz]	Reading [dBµV/m]	Factor [dB]	Level [dBm]	Limit [dBm]	Margin [dB]	Detector	Polarity	Type
1	1921.400	48.12	-104.14	-56.02	**-30.00**	26.02	PK	Horizontal	EIRP
2	6346.500	44.97	-93.25	-48.28	**-30.00**	18.28	PK	Horizontal	EIRP
3	9761.800	42.81	-87.77	-44.96	**-30.00**	14.96	PK	Horizontal	EIRP
4	11788.200	41.06	-87.67	-46.61	**-30.00**	16.61	PK	Horizontal	EIRP
5	14737.700	40.79	-84.66	-43.87	**-30.00**	13.87	PK	Horizontal	EIRP
6	17631.100	38.36	-83.46	-45.10	**-30.00**	15.10	PK	Horizontal	EIRP

Note:
1. Level = Reading + Factor.
2. Factor = Antenna Factor + Cable Loss + Filter Factor - Preamp Gain + Site Loss Factor - 107.
3. Test setup: RBW: 1 MHz, VBW: 3 MHz, Sweep time: auto.

Test Date:	2025-01-24	**Tested By**:	Zhong Nan
EUT:	Table Wireless Speaker	**Model Number**:	EDF100092
Test Mode:	N20 5180MHz TX Mode	**Power Supply**:	AC 230V/50Hz
Condition:	Temp:23.0°C;Humi:42.7%	**Test Site**:	DDT 3# Chamber
File Path:	d:\ts\2024 report data\Q25011512-1E\CE ABOVE1G 5G\2		
Memo:	Sample Number:S25011512-001 Power Setting:NA		

Test Graph

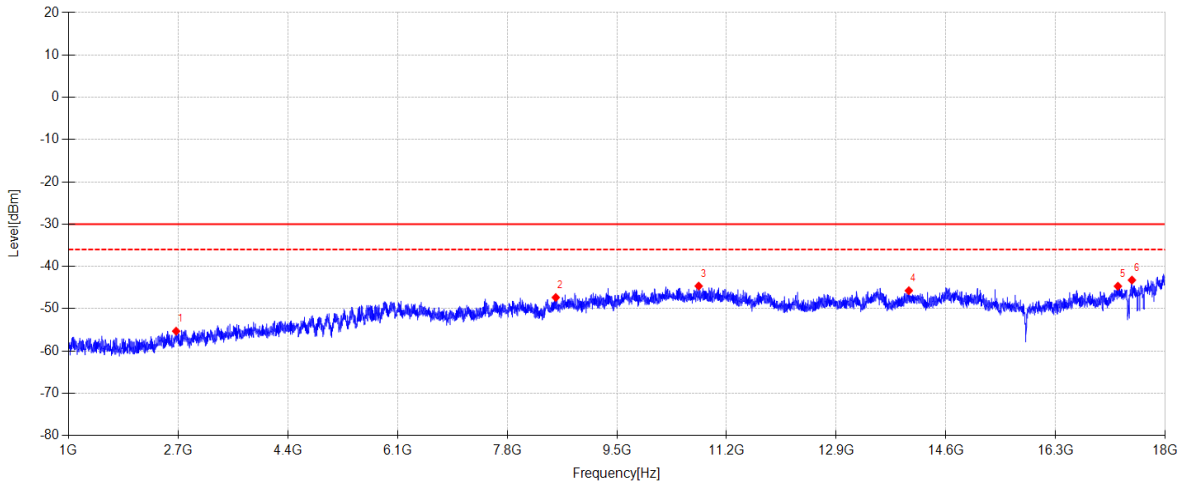

Data List

NO.	Freq. [MHz]	Reading [dBµV/m]	Factor [dB]	Level [dBm]	Limit [dBm]	Margin [dB]	Detector	Polarity	Type
1	2669.400	47.44	-102.75	-55.31	**-30.00**	25.31	PK	Vertical	EIRP
2	8553.100	42.68	-90.02	-47.34	**-30.00**	17.34	PK	Vertical	EIRP
3	10768.200	42.16	-86.80	-44.64	**-30.00**	14.64	PK	Vertical	EIRP
4	14025.400	40.26	-85.99	-45.73	**-30.00**	15.73	PK	Vertical	EIRP
5	17265.600	40.06	-84.73	-44.67	**-30.00**	14.67	PK	Vertical	EIRP
6	17483.200	40.20	-83.43	-43.23	**-30.00**	13.23	PK	Vertical	EIRP

Note:
1. Level = Reading + Factor.
2. Factor = Antenna Factor + Cable Loss + Filter Factor - Preamp Gain + Site Loss Factor - 107.
3. Test setup: RBW: 1 MHz, VBW: 3 MHz, Sweep time: auto.

Test Date:	2025-01-24	**Tested By**:	Zhong Nan
EUT:	Table Wireless Speaker	**Model Number**:	EDF100092
Test Mode:	N20 5240MHz TX Mode	**Power Supply**:	AC 230V/50Hz
Condition:	Temp:23.0°C;Humi:42.7%	**Test Site**:	DDT 3# Chamber
File Path:	d:\ts\2024 report data\Q25011512-1E\CE ABOVE1G 5G\3		
Memo:	Sample Number:S25011512-001 Power Setting:NA		

Test Graph

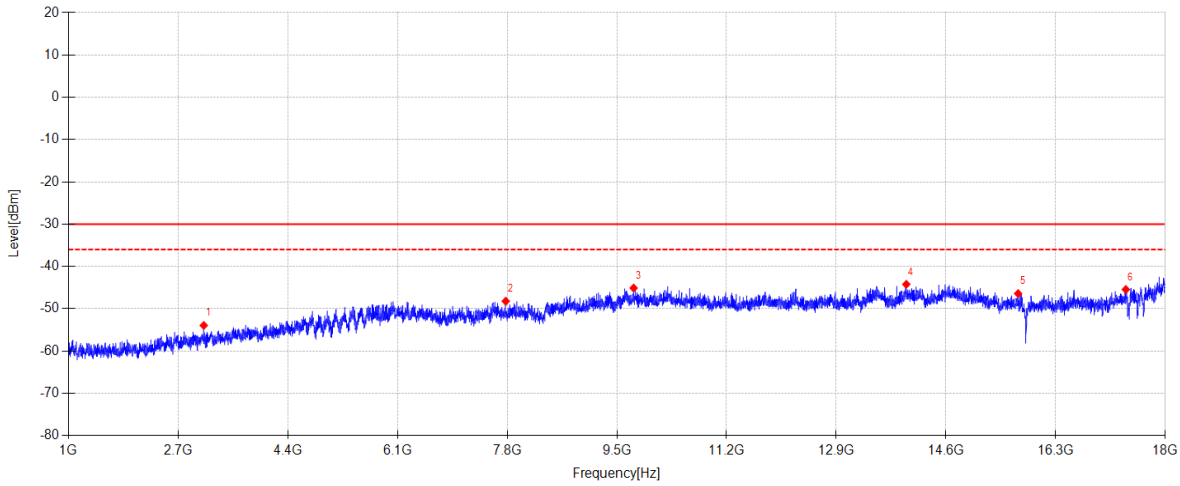

Data List

NO.	Freq. [MHz]	Reading [dBµV/m]	Factor [dB]	Level [dBm]	Limit [dBm]	Margin [dB]	Detector	Polarity	Type
1	3097.800	48.13	-102.08	-53.95	**-30.00**	23.95	PK	Horizontal	EIRP
2	7777.900	44.15	-92.36	-48.21	**-30.00**	18.21	PK	Horizontal	EIRP
3	9760.100	42.67	-87.77	-45.10	**-30.00**	15.10	PK	Horizontal	EIRP
4	13986.300	40.46	-84.68	-44.22	**-30.00**	14.22	PK	Horizontal	EIRP
5	15718.600	40.22	-86.64	-46.42	**-30.00**	16.42	PK	Horizontal	EIRP
6	17388.000	39.43	-84.87	-45.44	**-30.00**	15.44	PK	Horizontal	EIRP

Note:
1. Level = Reading + Factor.
2. Factor = Antenna Factor + Cable Loss + Filter Factor - Preamp Gain + Site Loss Factor - 107.
3. Test setup: RBW: 1 MHz, VBW: 3 MHz, Sweep time: auto.

Test Date:	2025-01-24	**Tested By**:	Zhong Nan
EUT:	Table Wireless Speaker	**Model Number**:	EDF100092
Test Mode:	N20 5240MHz TX Mode	**Power Supply**:	AC 230V/50Hz
Condition:	Temp:23.0°C;Humi:42.7%	**Test Site**:	DDT 3# Chamber
File Path:	d:\ts\2024 report data\Q25011512-1E\CE ABOVE1G 5G\4		
Memo:	Sample Number:S25011512-001 Power Setting:NA		

Test Graph

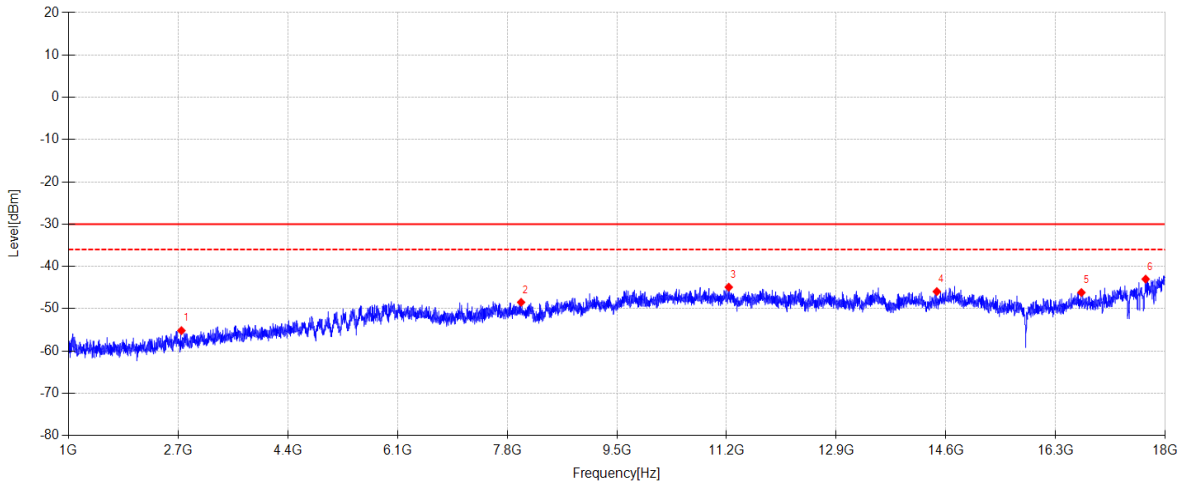

Data List

NO.	Freq. [MHz]	Reading [dBµV/m]	Factor [dB]	Level [dBm]	Limit [dBm]	Margin [dB]	Detector	Polarity	Type
1	2751.000	47.45	-102.62	-55.17	**-30.00**	25.17	PK	Vertical	EIRP
2	8015.900	42.91	-91.39	-48.48	**-30.00**	18.48	PK	Vertical	EIRP
3	11234.000	41.68	-86.58	-44.90	**-30.00**	14.90	PK	Vertical	EIRP
4	14458.900	39.86	-85.80	-45.94	**-30.00**	15.94	PK	Vertical	EIRP
5	16699.500	40.79	-86.96	-46.17	**-30.00**	16.17	PK	Vertical	EIRP
6	17695.700	39.15	-82.15	-43.00	**-30.00**	13.00	PK	Vertical	EIRP

Note:
1. Level = Reading + Factor.
2. Factor = Antenna Factor + Cable Loss + Filter Factor - Preamp Gain + Site Loss Factor - 107.
3. Test setup: RBW: 1 MHz, VBW: 3 MHz, Sweep time: auto.

Test Date:	2025-01-24	**Tested By**:	Zhong Nan
EUT:	Table Wireless Speaker	**Model Number**:	EDF100092
Test Mode:	N20 5260MHz TX Mode	**Power Supply**:	AC 230V/50Hz
Condition:	Temp:23.0°C;Humi:42.7%	**Test Site**:	DDT 3# Chamber
File Path:	d:\ts\2024 report data\Q25011512-1E\CE ABOVE1G 5G\7		
Memo:	Sample Number:S25011512-001 Power Setting:1200		

Test Graph

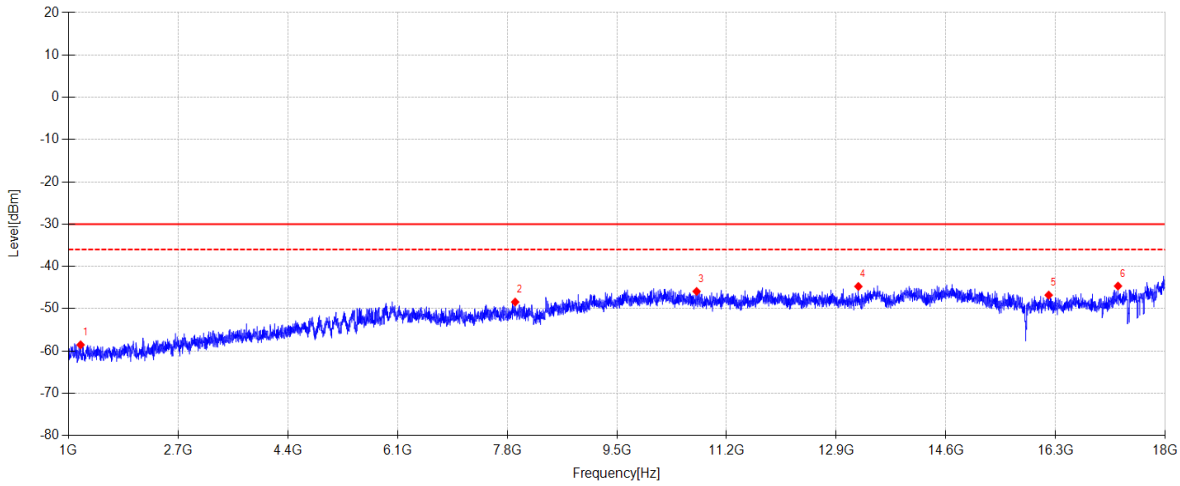

Data List

NO.	Freq. [MHz]	Reading [dBµV/m]	Factor [dB]	Level [dBm]	Limit [dBm]	Margin [dB]	Detector	Polarity	Type
1	1188.700	45.84	-104.37	-58.53	**-30.00**	28.53	PK	Horizontal	EIRP
2	7924.100	43.60	-92.02	-48.42	**-30.00**	18.42	PK	Horizontal	EIRP
3	10735.900	41.82	-87.72	-45.90	**-30.00**	15.90	PK	Horizontal	EIRP
4	13243.400	42.26	-86.99	-44.73	**-30.00**	14.73	PK	Horizontal	EIRP
5	16192.900	40.58	-87.36	-46.78	**-30.00**	16.78	PK	Horizontal	EIRP
6	17267.300	40.91	-85.55	-44.64	**-30.00**	14.64	PK	Horizontal	EIRP

Note:
1. Level = Reading + Factor.
2. Factor = Antenna Factor + Cable Loss + Filter Factor - Preamp Gain + Site Loss Factor - 107.
3. Test setup: RBW: 1 MHz, VBW: 3 MHz, Sweep time: auto.

Test Date:	2025-01-24	**Tested By**:	Zhong Nan
EUT:	Table Wireless Speaker	**Model Number**:	EDF100092
Test Mode:	N20 5260MHz TX Mode	**Power Supply**:	AC 230V/50Hz
Condition:	Temp:23.0°C;Humi:42.7%	**Test Site**:	DDT 3# Chamber
File Path:	d:\ts\2024 report data\Q25011512-1E\CE ABOVE1G 5G\8		
Memo:	Sample Number:S25011512-001 Power Setting: 1200		

Test Graph

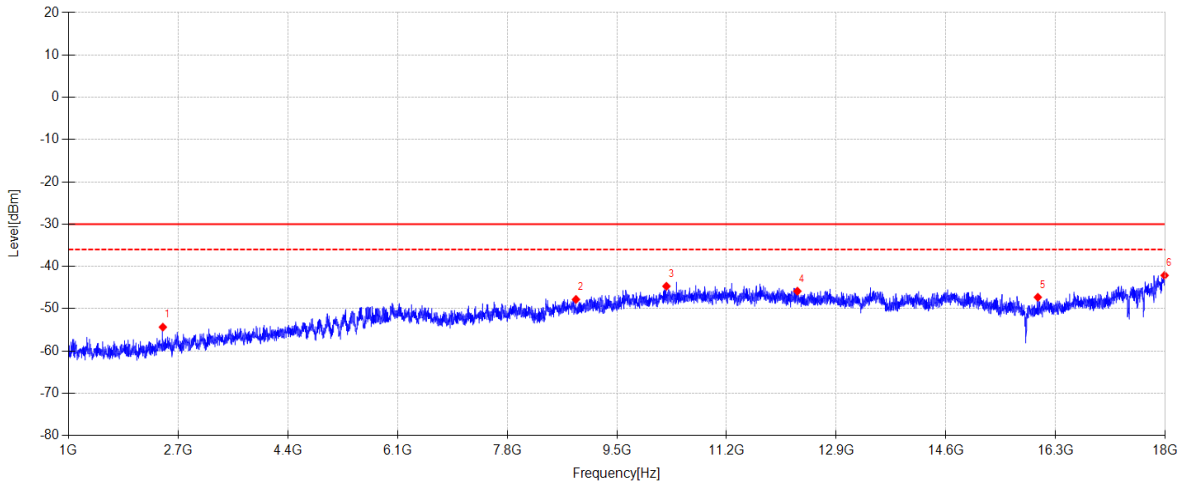

Data List

NO.	Freq. [MHz]	Reading [dBµV/m]	Factor [dB]	Level [dBm]	Limit [dBm]	Margin [dB]	Detector	Polarity	Type
1	2463.700	48.74	-103.09	-54.35	**-30.00**	24.35	PK	Vertical	EIRP
2	8865.900	41.40	-89.20	-47.80	**-30.00**	17.80	PK	Vertical	EIRP
3	10268.400	42.91	-87.60	-44.69	**-30.00**	14.69	PK	Vertical	EIRP
4	12298.200	41.37	-87.22	-45.85	**-30.00**	15.85	PK	Vertical	EIRP
5	16024.600	41.06	-88.35	-47.29	**-30.00**	17.29	PK	Vertical	EIRP
6	17989.800	38.27	-80.38	-42.11	**-30.00**	12.11	PK	Vertical	EIRP

Note:
1. Level = Reading + Factor.
2. Factor = Antenna Factor + Cable Loss + Filter Factor - Preamp Gain + Site Loss Factor - 107.
3. Test setup: RBW: 1 MHz, VBW: 3 MHz, Sweep time: auto.

Test Date:	2025-01-24	**Tested By**:	Zhong Nan
EUT:	Table Wireless Speaker	**Model Number**:	EDF100092
Test Mode:	N20 5300MHz TX Mode	**Power Supply**:	AC 230V/50Hz
Condition:	Temp:23.0°C;Humi:42.7%	**Test Site**:	DDT 3# Chamber
File Path:	d:\ts\2024 report data\Q25011512-1E\CE ABOVE1G 5G\9		
Memo:	Sample Number:S25011512-001 Power Setting: 1200		

Test Graph

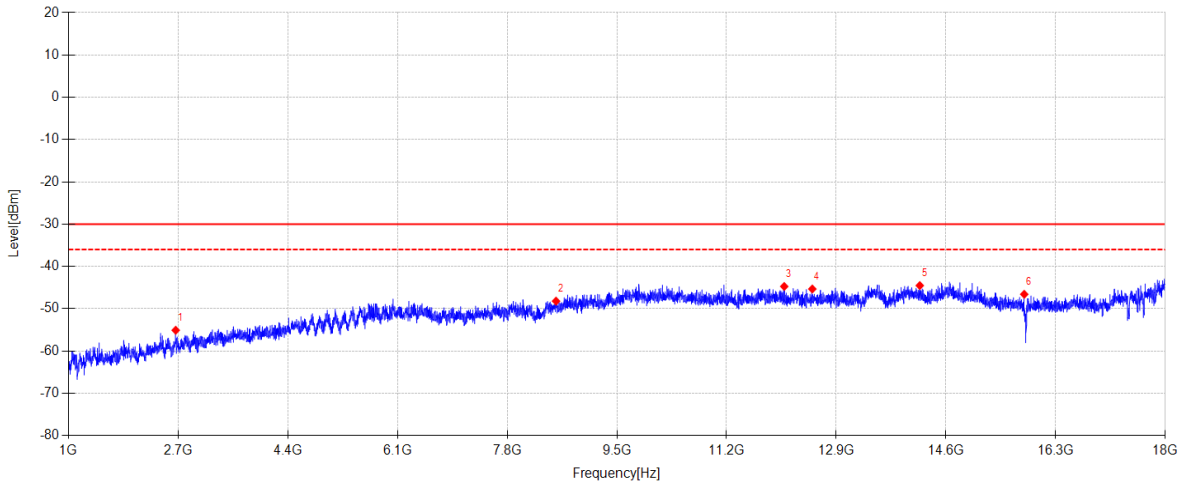

Data List

NO.	Freq. [MHz]	Reading [dBµV/m]	Factor [dB]	Level [dBm]	Limit [dBm]	Margin [dB]	Detector	Polarity	Type
1	2662.600	47.79	-102.88	-55.09	**-30.00**	25.09	PK	Horizontal	EIRP
2	8556.500	41.81	-90.01	-48.20	**-30.00**	18.20	PK	Horizontal	EIRP
3	12094.200	42.91	-87.64	-44.73	**-30.00**	14.73	PK	Horizontal	EIRP
4	12529.400	42.36	-87.69	-45.33	**-30.00**	15.33	PK	Horizontal	EIRP
5	14195.400	40.12	-84.64	-44.52	**-30.00**	14.52	PK	Horizontal	EIRP
6	15813.800	40.32	-86.90	-46.58	**-30.00**	16.58	PK	Horizontal	EIRP

Note:
1. Level = Reading + Factor.
2. Factor = Antenna Factor + Cable Loss + Filter Factor - Preamp Gain + Site Loss Factor - 107.
3. Test setup: RBW: 1 MHz, VBW: 3 MHz, Sweep time: auto.

Test Date:	2025-01-24	**Tested By**:	Zhong Nan
EUT:	Table Wireless Speaker	**Model Number**:	EDF100092
Test Mode:	N20 5300MHz TX Mode	**Power Supply**:	AC 230V/50Hz
Condition:	Temp:23.0°C;Humi:42.7%	**Test Site**:	DDT 3# Chamber
File Path:	d:\ts\2024 report data\Q25011512-1E\CE ABOVE1G 5G\10		
Memo:	Sample Number:S25011512-001 Power Setting: 1200		

Test Graph

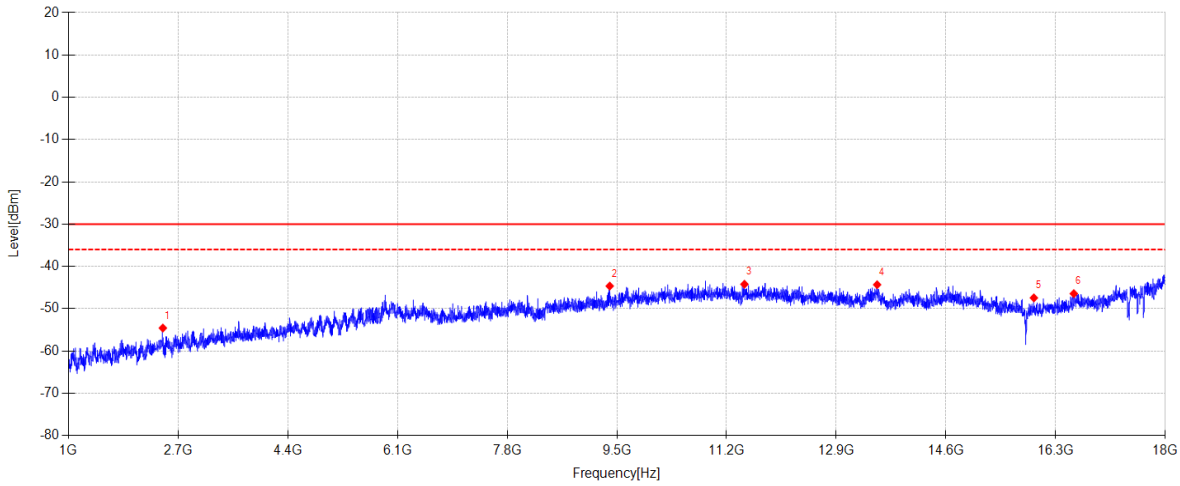

Data List

NO.	Freq. [MHz]	Reading [dBµV/m]	Factor [dB]	Level [dBm]	Limit [dBm]	Margin [dB]	Detector	Polarity	Type
1	2463.700	48.52	-103.09	-54.57	**-30.00**	24.57	PK	Vertical	EIRP
2	9389.500	43.90	-88.54	-44.64	**-30.00**	14.64	PK	Vertical	EIRP
3	11477.100	42.53	-86.74	-44.21	**-30.00**	14.21	PK	Vertical	EIRP
4	13534.100	42.40	-86.72	-44.32	**-30.00**	14.32	PK	Vertical	EIRP
5	15963.400	40.87	-88.30	-47.43	**-30.00**	17.43	PK	Vertical	EIRP
6	16582.200	40.76	-87.19	-46.43	**-30.00**	16.43	PK	Vertical	EIRP

Note:
1. Level = Reading + Factor.
2. Factor = Antenna Factor + Cable Loss + Filter Factor - Preamp Gain + Site Loss Factor - 107.
3. Test setup: RBW: 1 MHz, VBW: 3 MHz, Sweep time: auto.

Test Date:	2025-01-24	**Tested By**:	Zhong Nan
EUT:	Table Wireless Speaker	**Model Number**:	EDF100092
Test Mode:	N20 5320MHz TX Mode	**Power Supply**:	AC 230V/50Hz
Condition:	Temp:23.0°C;Humi:42.7%	**Test Site**:	DDT 3# Chamber
File Path:	d:\ts\2024 report data\Q25011512-1E\CE ABOVE1G 5G\11		
Memo:	Sample Number:S25011512-001 Power Setting: 1200		

Test Graph

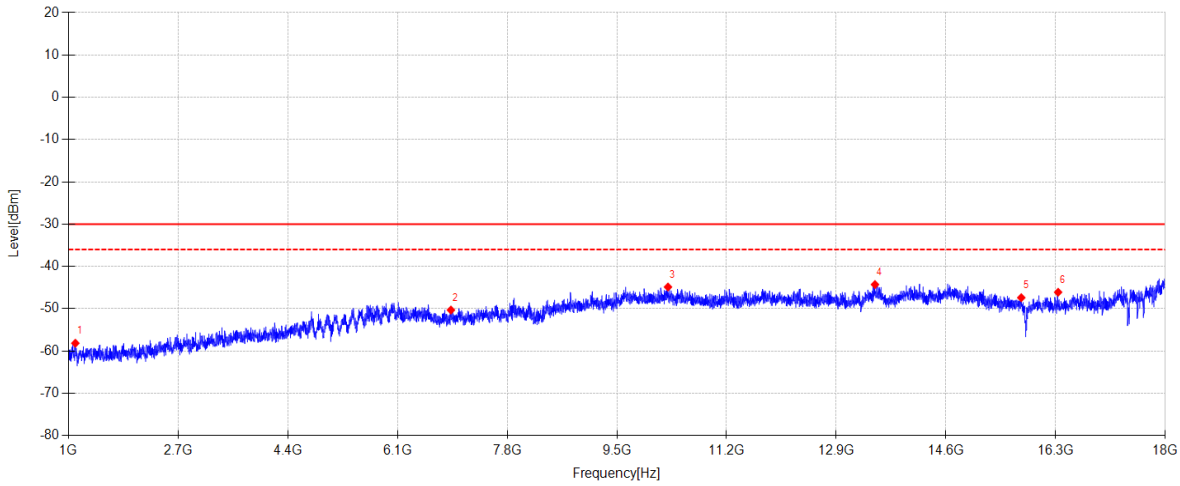

Data List

NO.	Freq. [MHz]	Reading [dBµV/m]	Factor [dB]	Level [dBm]	Limit [dBm]	Margin [dB]	Detector	Polarity	Type
1	1107.100	46.23	-104.39	-58.16	**-30.00**	28.16	PK	Horizontal	EIRP
2	6927.900	43.77	-94.08	-50.31	**-30.00**	20.31	PK	Horizontal	EIRP
3	10292.200	42.74	-87.60	-44.86	**-30.00**	14.86	PK	Horizontal	EIRP
4	13500.100	41.91	-86.19	-44.28	**-30.00**	14.28	PK	Horizontal	EIRP
5	15767.900	39.38	-86.77	-47.39	**-30.00**	17.39	PK	Horizontal	EIRP
6	16339.100	41.22	-87.32	-46.10	**-30.00**	16.10	PK	Horizontal	EIRP

Note:
1. Level = Reading + Factor.
2. Factor = Antenna Factor + Cable Loss + Filter Factor - Preamp Gain + Site Loss Factor - 107.
3. Test setup: RBW: 1 MHz, VBW: 3 MHz, Sweep time: auto.

Test Date:	2025-01-24	**Tested By**:	Zhong Nan
EUT:	Table Wireless Speaker	**Model Number**:	EDF100092
Test Mode:	N20 5320MHz TX Mode	**Power Supply**:	AC 230V/50Hz
Condition:	Temp:23.0°C;Humi:42.7%	**Test Site**:	DDT 3# Chamber
File Path:	d:\ts\2024 report data\Q25011512-1E\CE ABOVE1G 5G\12		
Memo:	Sample Number:S25011512-001 Power Setting: 1200		

Test Graph

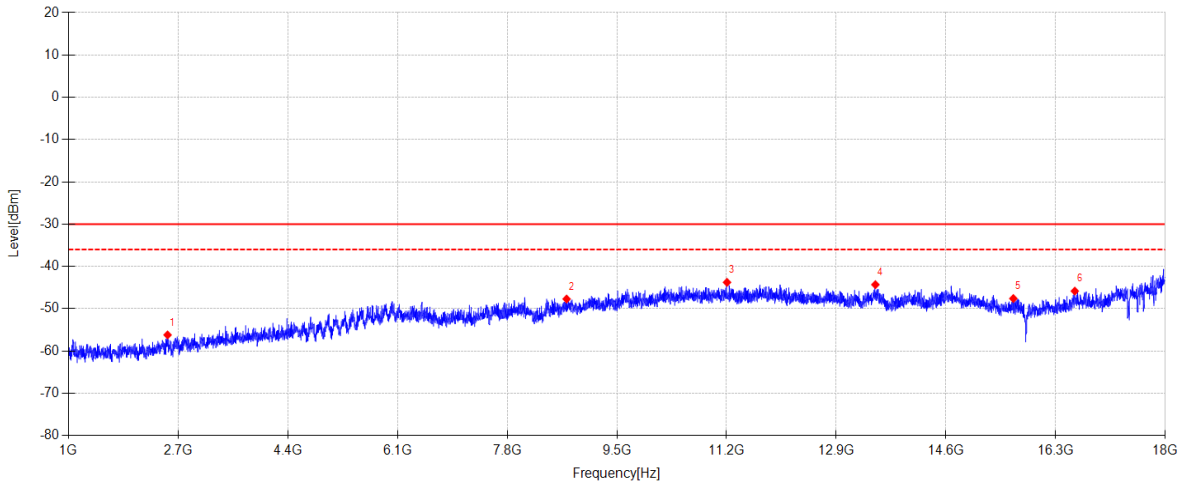

Data List

NO.	Freq. [MHz]	Reading [dBµV/m]	Factor [dB]	Level [dBm]	Limit [dBm]	Margin [dB]	Detector	Polarity	Type
1	2536.800	46.77	-102.97	-56.20	**-30.00**	26.20	PK	Vertical	EIRP
2	8721.400	41.88	-89.58	-47.70	**-30.00**	17.70	PK	Vertical	EIRP
3	11206.800	42.81	-86.57	-43.76	**-30.00**	13.76	PK	Vertical	EIRP
4	13506.900	42.45	-86.76	-44.31	**-30.00**	14.31	PK	Vertical	EIRP
5	15645.500	39.80	-87.39	-47.59	**-30.00**	17.59	PK	Vertical	EIRP
6	16597.500	41.33	-87.16	-45.83	**-30.00**	15.83	PK	Vertical	EIRP

Note:
1. Level = Reading + Factor.
2. Factor = Antenna Factor + Cable Loss + Filter Factor - Preamp Gain + Site Loss Factor - 107.
3. Test setup: RBW: 1 MHz, VBW: 3 MHz, Sweep time: auto.

Test Date:	2025-01-24	**Tested By**:	Zhong Nan
EUT:	Table Wireless Speaker	**Model Number**:	EDF100092
Test Mode:	N20 5500MHz TX Mode	**Power Supply**:	AC 230V/50Hz
Condition:	Temp:23.0°C;Humi:42.7%	**Test Site**:	DDT 3# Chamber
File Path:	d:\ts\2024 report data\Q25011512-1E\CE ABOVE1G 5G\13		
Memo:	Sample Number:S25011512-001 Power Setting: 1200		

Test Graph

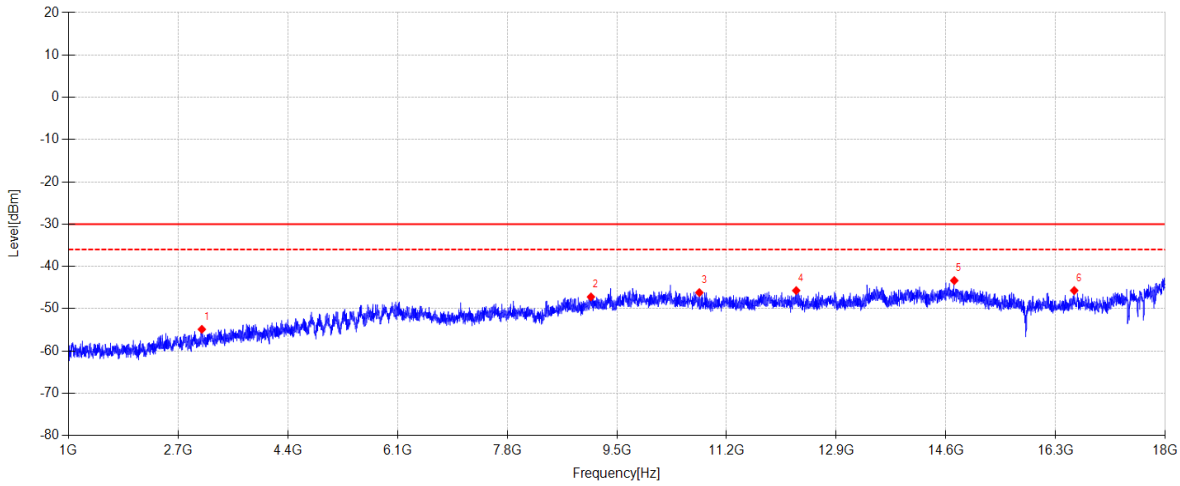

Data List

NO.	Freq. [MHz]	Reading [dBµV/m]	Factor [dB]	Level [dBm]	Limit [dBm]	Margin [dB]	Detector	Polarity	Type
1	3067.200	47.27	-102.14	-54.87	**-30.00**	24.87	PK	Horizontal	EIRP
2	9098.800	41.23	-88.43	-47.20	**-30.00**	17.20	PK	Horizontal	EIRP
3	10778.400	41.55	-87.73	-46.18	**-30.00**	16.18	PK	Horizontal	EIRP
4	12279.500	41.95	-87.66	-45.71	**-30.00**	15.71	PK	Horizontal	EIRP
5	14729.200	41.33	-84.67	-43.34	**-30.00**	13.34	PK	Horizontal	EIRP
6	16589.000	41.53	-87.23	-45.70	**-30.00**	15.70	PK	Horizontal	EIRP

Note:
1. Level = Reading + Factor.
2. Factor = Antenna Factor + Cable Loss + Filter Factor - Preamp Gain + Site Loss Factor - 107.
3. Test setup: RBW: 1 MHz, VBW: 3 MHz, Sweep time: auto.

Test Date:	2025-01-24	**Tested By**:	Zhong Nan
EUT:	Table Wireless Speaker	**Model Number**:	EDF100092
Test Mode:	N20 5500MHz TX Mode	**Power Supply**:	AC 230V/50Hz
Condition:	Temp:23.0°C;Humi:42.7%	**Test Site**:	DDT 3# Chamber
File Path:	d:\ts\2024 report data\Q25011512-1E\CE ABOVE1G 5G\14		
Memo:	Sample Number:S25011512-001 Power Setting: 1200		

Test Graph

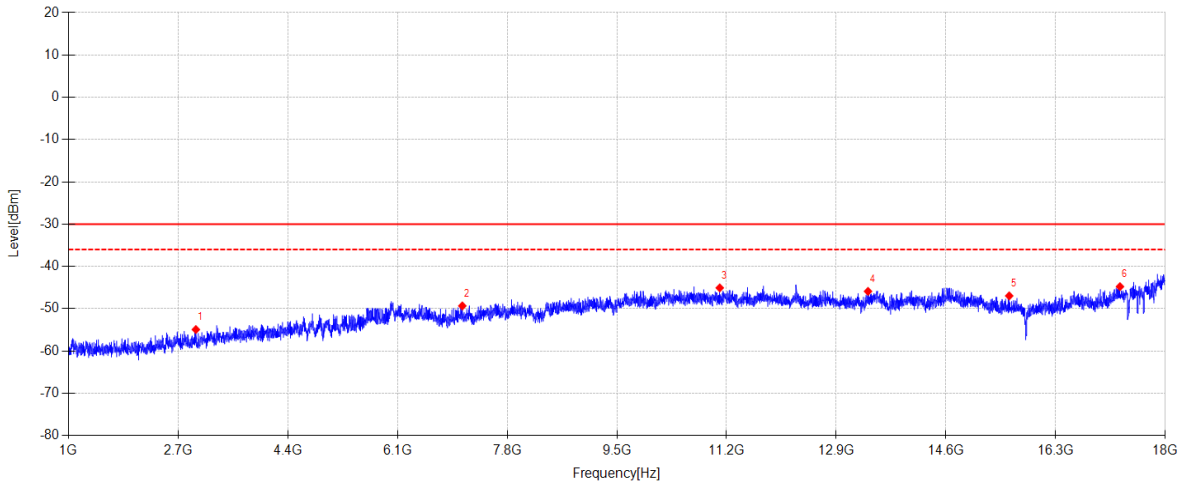

Data List

NO.	Freq. [MHz]	Reading [dBµV/m]	Factor [dB]	Level [dBm]	Limit [dBm]	Margin [dB]	Detector	Polarity	Type
1	2975.400	47.33	-102.25	-54.92	**-30.00**	24.92	PK	Vertical	EIRP
2	7104.700	44.70	-94.03	-49.33	**-30.00**	19.33	PK	Vertical	EIRP
3	11094.600	41.42	-86.48	-45.06	**-30.00**	15.06	PK	Vertical	EIRP
4	13393.000	41.05	-86.94	-45.89	**-30.00**	15.89	PK	Vertical	EIRP
5	15580.900	40.25	-87.21	-46.96	**-30.00**	16.96	PK	Vertical	EIRP
6	17297.900	39.76	-84.54	-44.78	**-30.00**	14.78	PK	Vertical	EIRP

Note:
1. Level = Reading + Factor.
2. Factor = Antenna Factor + Cable Loss + Filter Factor - Preamp Gain + Site Loss Factor - 107.
3. Test setup: RBW: 1 MHz, VBW: 3 MHz, Sweep time: auto.

Test Date:	2025-01-24	**Tested By**:	Zhong Nan
EUT:	Table Wireless Speaker	**Model Number**:	EDF100092
Test Mode:	N20 5600MHz TX Mode	**Power Supply**:	AC 230V/50Hz
Condition:	Temp:23.0°C;Humi:42.7%	**Test Site**:	DDT 3# Chamber
File Path:	d:\ts\2024 report data\Q25011512-1E\CE ABOVE1G 5G\15		
Memo:	Sample Number:S25011512-001 Power Setting: 1200		

Test Graph

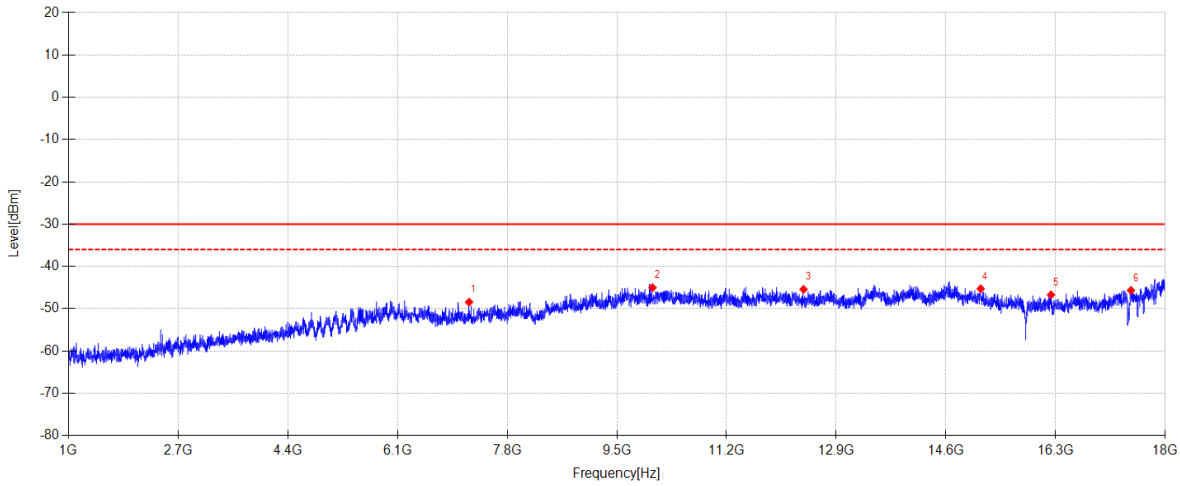

Data List

NO.	Freq. [MHz]	Reading [dBµV/m]	Factor [dB]	Level [dBm]	Limit [dBm]	Margin [dB]	Detector	Polarity	Type
1	7210.100	45.26	-93.69	-48.43	**-30.00**	18.43	PK	Horizontal	EIRP
2	10052.500	42.53	-87.54	-45.01	**-30.00**	15.01	PK	Horizontal	EIRP
3	12393.400	42.25	-87.67	-45.42	**-30.00**	15.42	PK	Horizontal	EIRP
4	15138.900	39.77	-85.05	-45.28	**-30.00**	15.28	PK	Horizontal	EIRP
5	16228.600	40.63	-87.34	-46.71	**-30.00**	16.71	PK	Horizontal	EIRP
6	17467.900	38.74	-84.40	-45.66	**-30.00**	15.66	PK	Horizontal	EIRP

Note:
1. Level = Reading + Factor.
2. Factor = Antenna Factor + Cable Loss + Filter Factor - Preamp Gain + Site Loss Factor - 107.
3. Test setup: RBW: 1 MHz, VBW: 3 MHz, Sweep time: auto.

Test Date:	2025-01-24	**Tested By**:	Zhong Nan
EUT:	Table Wireless Speaker	**Model Number**:	EDF100092
Test Mode:	N20 5600MHz TX Mode	**Power Supply**:	AC 230V/50Hz
Condition:	Temp:23.0°C;Humi:42.7%	**Test Site**:	DDT 3# Chamber
File Path:	d:\ts\2024 report data\Q25011512-1E\CE ABOVE1G 5G\16		
Memo:	Sample Number:S25011512-001 Power Setting: 1200		

Test Graph

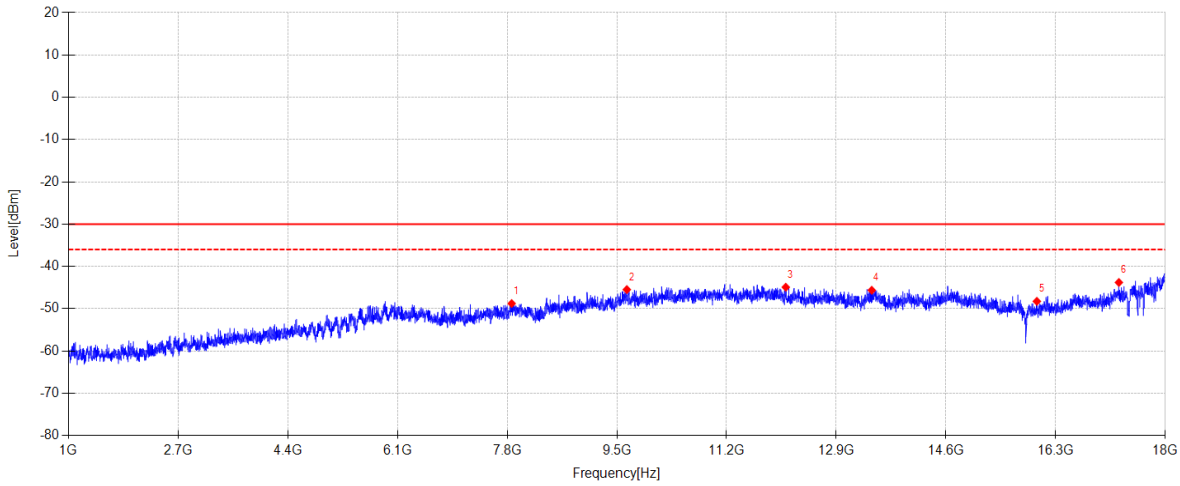

Data List

NO.	Freq. [MHz]	Reading [dBµV/m]	Factor [dB]	Level [dBm]	Limit [dBm]	Margin [dB]	Detector	Polarity	Type
1	7869.700	43.04	-91.81	-48.77	**-30.00**	18.77	PK	Vertical	EIRP
2	9654.700	42.85	-88.32	-45.47	**-30.00**	15.47	PK	Vertical	EIRP
3	12118.000	42.24	-87.15	-44.91	**-30.00**	14.91	PK	Vertical	EIRP
4	13450.800	41.22	-86.85	-45.63	**-30.00**	15.63	PK	Vertical	EIRP
5	16009.300	40.13	-88.38	-48.25	**-30.00**	18.25	PK	Vertical	EIRP
6	17280.900	40.84	-84.63	-43.79	**-30.00**	13.79	PK	Vertical	EIRP

Note:
1. Level = Reading + Factor.
2. Factor = Antenna Factor + Cable Loss + Filter Factor - Preamp Gain + Site Loss Factor - 107.
3. Test setup: RBW: 1 MHz, VBW: 3 MHz, Sweep time: auto.

Test Date:	2025-01-24	**Tested By**:	Zhong Nan
EUT:	Table Wireless Speaker	**Model Number**:	EDF100092
Test Mode:	N20 5700MHz TX Mode	**Power Supply**:	AC 230V/50Hz
Condition:	Temp:23.0°C;Humi:42.7%	**Test Site**:	DDT 3# Chamber
File Path:	d:\ts\2024 report data\Q25011512-1E\CE ABOVE1G 5G\17		
Memo:	Sample Number:S25011512-001 Power Setting: 1200		

Test Graph

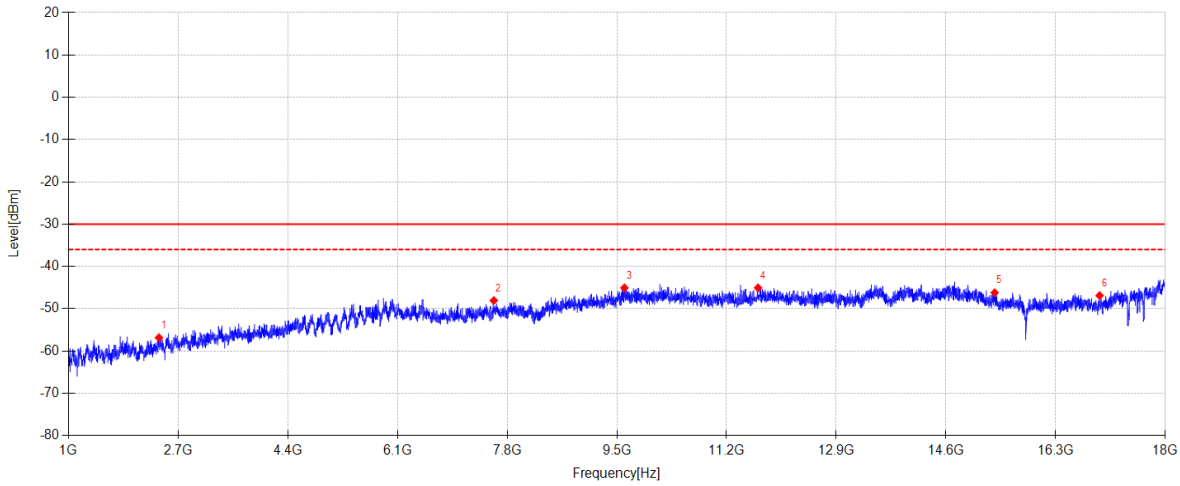

Data List

NO.	Freq. [MHz]	Reading [dBµV/m]	Factor [dB]	Level [dBm]	Limit [dBm]	Margin [dB]	Detector	Polarity	Type
1	2402.500	46.53	-103.38	-56.85	**-30.00**	26.85	PK	Horizontal	EIRP
2	7592.600	44.73	-92.80	-48.07	**-30.00**	18.07	PK	Horizontal	EIRP
3	9617.300	42.85	-87.91	-45.06	**-30.00**	15.06	PK	Horizontal	EIRP
4	11687.900	42.63	-87.68	-45.05	**-30.00**	15.05	PK	Horizontal	EIRP
5	15354.800	39.42	-85.64	-46.22	**-30.00**	16.22	PK	Horizontal	EIRP
6	16981.700	40.22	-87.11	-46.89	**-30.00**	16.89	PK	Horizontal	EIRP

Note:
1. Level = Reading + Factor.
2. Factor = Antenna Factor + Cable Loss + Filter Factor - Preamp Gain + Site Loss Factor - 107.
3. Test setup: RBW: 1 MHz, VBW: 3 MHz, Sweep time: auto.

Test Date:	2025-01-24	**Tested By**:	Zhong Nan
EUT:	Table Wireless Speaker	**Model Number**:	EDF100092
Test Mode:	N20 5700MHz TX Mode	**Power Supply**:	AC 230V/50Hz
Condition:	Temp:23.0°C;Humi:42.7%	**Test Site**:	DDT 3# Chamber
File Path:	d:\ts\2024 report data\Q25011512-1E\CE ABOVE1G 5G\18		
Memo:	Sample Number:S25011512-001 Power Setting: 1200		

Test Graph

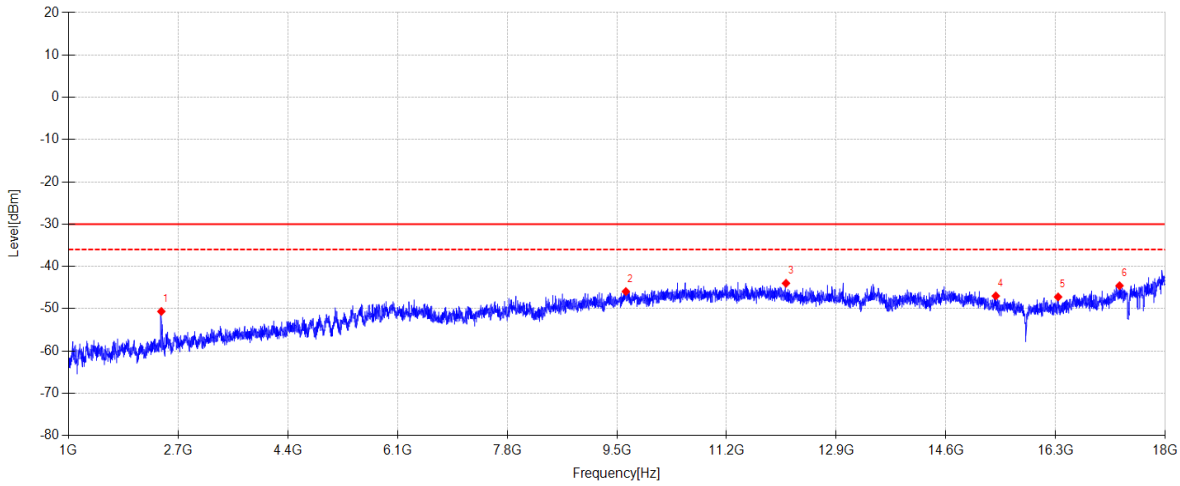

Data List

NO.	Freq. [MHz]	Reading [dBµV/m]	Factor [dB]	Level [dBm]	Limit [dBm]	Margin [dB]	Detector	Polarity	Type
1	2439.900	52.48	-103.12	-50.64	**-30.00**	20.64	PK	Vertical	EIRP
2	9639.400	42.40	-88.33	-45.93	**-30.00**	15.93	PK	Vertical	EIRP
3	12121.400	43.17	-87.15	-43.98	**-30.00**	13.98	PK	Vertical	EIRP
4	15373.500	39.63	-86.61	-46.98	**-30.00**	16.98	PK	Vertical	EIRP
5	16339.100	40.49	-87.71	-47.22	**-30.00**	17.22	PK	Vertical	EIRP
6	17291.100	40.02	-84.58	-44.56	**-30.00**	14.56	PK	Vertical	EIRP

Note:
1. Level = Reading + Factor.
2. Factor = Antenna Factor + Cable Loss + Filter Factor - Preamp Gain + Site Loss Factor - 107.
3. Test setup: RBW: 1 MHz, VBW: 3 MHz, Sweep time: auto.

Test Date:	2025-01-24	**Tested By**:	Zhong Nan
EUT:	Table Wireless Speaker	**Model Number**:	EDF100092
Test Mode:	N20 5700MHz RX Mode	**Power Supply**:	AC 230V/50Hz
Condition:	Temp:23.0°C;Humi:42.7%	**Test Site**:	DDT 3# Chamber
File Path:	d:\ts\2024 report data\Q25011512-1E\CE ABOVE1G 5G\31		
Memo:	Sample Number:S25011512-001 Power Setting:NA		

Test Graph

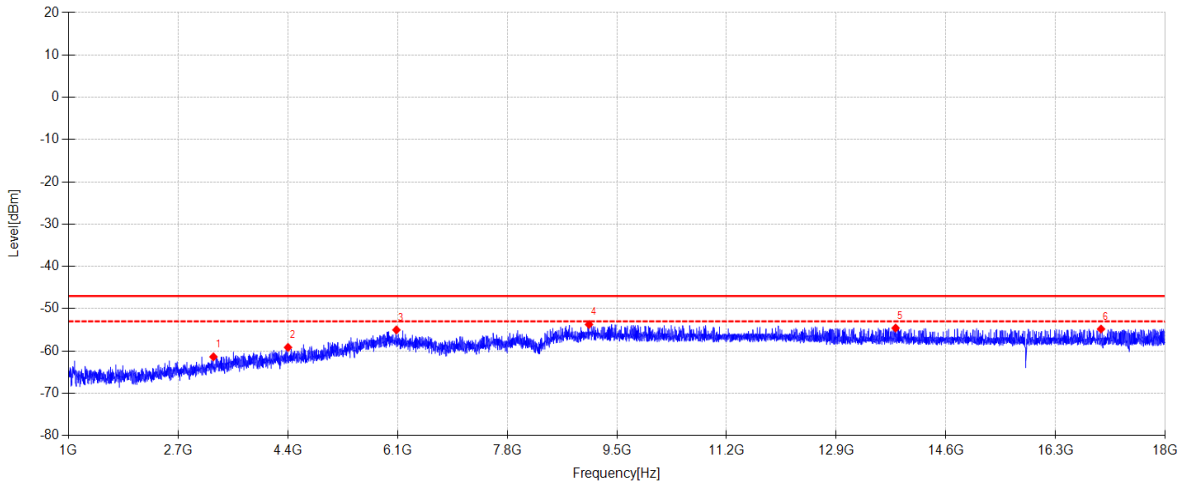

Data List

NO.	Freq. [MHz]	Reading [dBµV/m]	Factor [dB]	Level [dBm]	Limit [dBm]	Margin [dB]	Detector	Polarity	Type
1	3247.400	41.44	-102.81	-61.37	**-47.00**	14.37	PK	Horizontal	EIRP
2	4403.400	40.79	-99.94	-59.15	**-47.00**	12.15	PK	Horizontal	EIRP
3	6083.000	39.01	-94.02	-55.01	**-47.00**	8.01	PK	Horizontal	EIRP
4	9068.200	35.87	-89.59	-53.72	**-47.00**	6.72	PK	Horizontal	EIRP
5	13819.700	31.72	-86.29	-54.57	**-47.00**	7.57	PK	Horizontal	EIRP
6	17003.800	33.97	-88.77	-54.80	**-47.00**	7.80	PK	Horizontal	EIRP

Note:
1. Level = Reading + Factor.
2. Factor = Antenna Factor + Cable Loss + Filter Factor - Preamp Gain + Site Loss Factor - 107.
3. Test setup: RBW: 1 MHz, VBW: 3 MHz, Sweep time: auto.

8 Appendix A.9 : Receiver Spurious Emissions

Note: This testing was carried out on different modulations, but only the worst case was presented in this report.

Test Date:	2025-01-24	**Tested By**:	Zhong Nan
EUT:	Table Wireless Speaker	**Model Number**:	EDF100092
Test Mode:	N20 5180MHz RX Mode	**Power Supply**:	AC 230V/50Hz
Condition:	Temp:23.0°C;Humi:42.7%	**Test Site**:	DDT 3# Chamber
File Path:	d:\ts\2024 report data\Q25011512-1E\CE BELOW1G 5G\45		
Memo:	Sample Number:S25011512-001 Power Setting:NA		

Test Graph

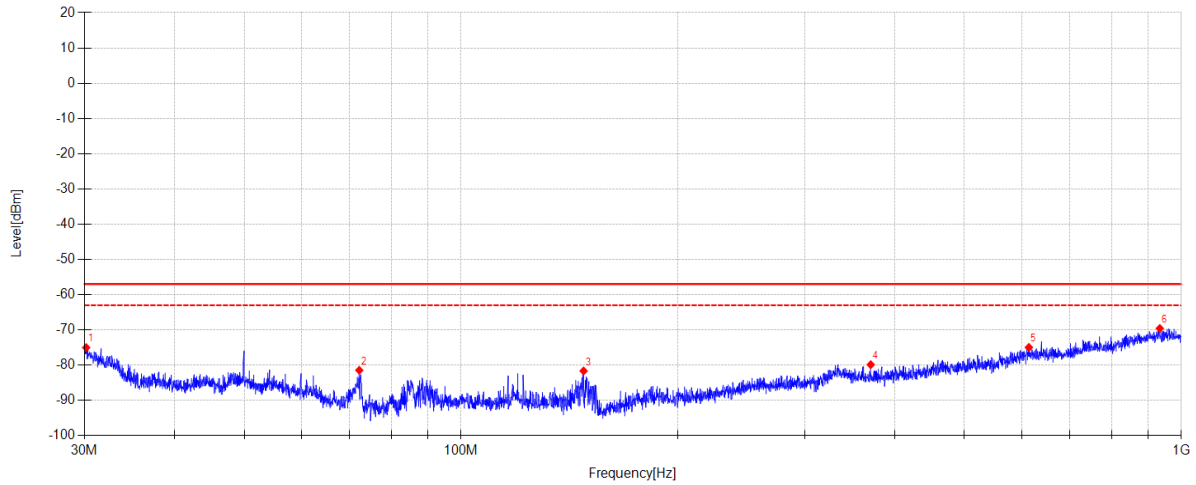

Data List

NO.	Freq. [MHz]	Reading [dBµV/m]	Factor [dB]	Level [dBm]	Limit [dBm]	Margin [dB]	Detector	Polarity	Type
1	30.169	37.36	-112.38	-75.02	-57.00	18.02	PK	Horizontal	ERP
2	72.223	35.26	-116.72	-81.46	-57.00	24.46	PK	Horizontal	ERP
3	147.978	35.63	-117.29	-81.66	-57.00	24.66	PK	Horizontal	ERP
4	370.516	28.04	-107.91	-79.87	-57.00	22.87	PK	Horizontal	ERP
5	614.274	27.46	-102.44	-74.98	-57.00	17.98	PK	Horizontal	ERP
6	933.593	27.15	-96.74	-69.59	-57.00	12.59	PK	Horizontal	ERP

Note:
1. Level = Reading + Factor.
2. Factor = Antenna Factor + Cable Loss - Preamp Gain + Site Loss Factor - 107.
3. Test setup: RBW: 100 kHz, VBW: 300 kHz, Sweep time: auto.

Test Date:	2025-01-24	**Tested By**:	Zhong Nan
EUT:	Table Wireless Speaker	**Model Number**:	EDF100092
Test Mode:	N20 5180MHz RX Mode	**Power Supply**:	AC 230V/50Hz
Condition:	Temp:23.0°C;Humi:42.7%	**Test Site**:	DDT 3# Chamber
File Path:	d:\ts\2024 report data\Q25011512-1E\CE BELOW1G 5G\46		
Memo:	Sample Number:S25011512-001 Power Setting:NA		

Test Graph

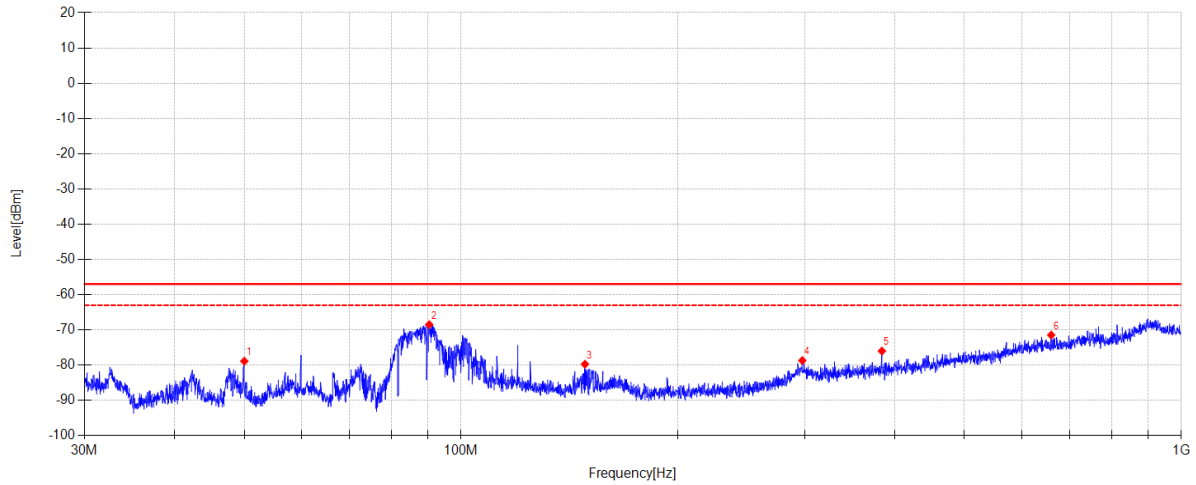

Data List

NO.	Freq. [MHz]	Reading [dBµV/m]	Factor [dB]	Level [dBm]	Limit [dBm]	Margin [dB]	Detector	Polarity	Type
1	50.016	35.08	-113.97	-78.89	-57.00	21.89	PK	Vertical	ERP
2	90.327	42.60	-111.11	-68.51	-57.00	11.51	PK	Vertical	ERP
3	148.602	32.96	-112.71	-79.75	-57.00	22.75	PK	Vertical	ERP
4	297.713	29.68	-108.37	-78.69	-57.00	21.69	PK	Vertical	ERP
5	384.005	29.93	-105.94	-76.01	-57.00	19.01	PK	Vertical	ERP
6	659.816	28.15	-99.62	-71.47	-57.00	14.47	PK	Vertical	ERP

Note:
1. Level = Reading + Factor.
2. Factor = Antenna Factor + Cable Loss - Preamp Gain + Site Loss Factor - 107.
3. Test setup: RBW: 100 kHz, VBW: 300 kHz, Sweep time: auto.

Test Date:	2025-01-24	**Tested By**:	Zhong Nan
EUT:	Table Wireless Speaker	**Model Number**:	EDF100092
Test Mode:	N20 5240MHz RX Mode	**Power Supply**:	AC 230V/50Hz
Condition:	Temp:23.0°C;Humi:42.7%	**Test Site**:	DDT 3# Chamber
File Path:	d:\ts\2024 report data\Q25011512-1E\CE BELOW1G 5G\43		
Memo:	Sample Number:S25011512-001 Power Setting:NA		

Test Graph

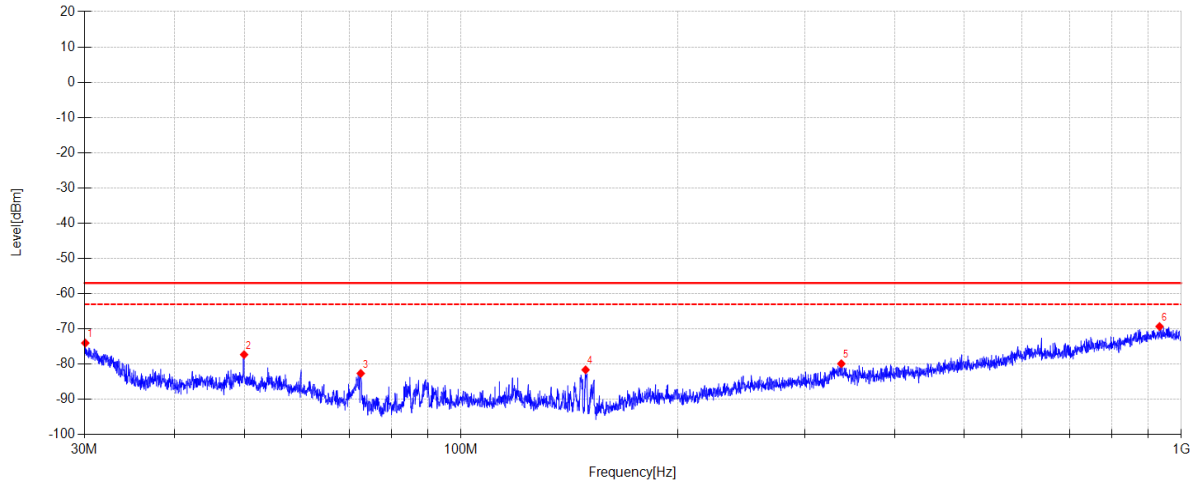

Data List									
NO.	**Freq. [MHz]**	**Reading [dBµV/m]**	**Factor [dB]**	**Level [dBm]**	**Limit [dBm]**	**Margin [dB]**	**Detector**	**Polarity**	**Type**
1	30.084	38.38	-112.40	-74.02	-57.00	17.02	PK	Horizontal	ERP
2	49.981	31.86	-109.17	-77.31	-57.00	20.31	PK	Horizontal	ERP
3	72.579	34.08	-116.72	-82.64	-57.00	25.64	PK	Horizontal	ERP
4	148.915	35.74	-117.36	-81.62	-57.00	24.62	PK	Horizontal	ERP
5	337.289	28.79	-108.68	-79.89	-57.00	22.89	PK	Horizontal	ERP
6	932.939	27.41	-96.75	-69.34	-57.00	12.34	PK	Horizontal	ERP

Note:
1. Level = Reading + Factor.
2. Factor = Antenna Factor + Cable Loss - Preamp Gain + Site Loss Factor - 107.
3. Test setup: RBW: 100 kHz, VBW: 300 kHz, Sweep time: auto.

Test Date:	2025-01-24	**Tested By**:	Zhong Nan
EUT:	Table Wireless Speaker	**Model Number**:	EDF100092
Test Mode:	N20 5240MHz RX Mode	**Power Supply**:	AC 230V/50Hz
Condition:	Temp:23.0°C;Humi:42.7%	**Test Site**:	DDT 3# Chamber
File Path:	d:\ts\2024 report data\Q25011512-1E\CE BELOW1G 5G\44		
Memo:	Sample Number:S25011512-001 Power Setting:NA		

Test Graph

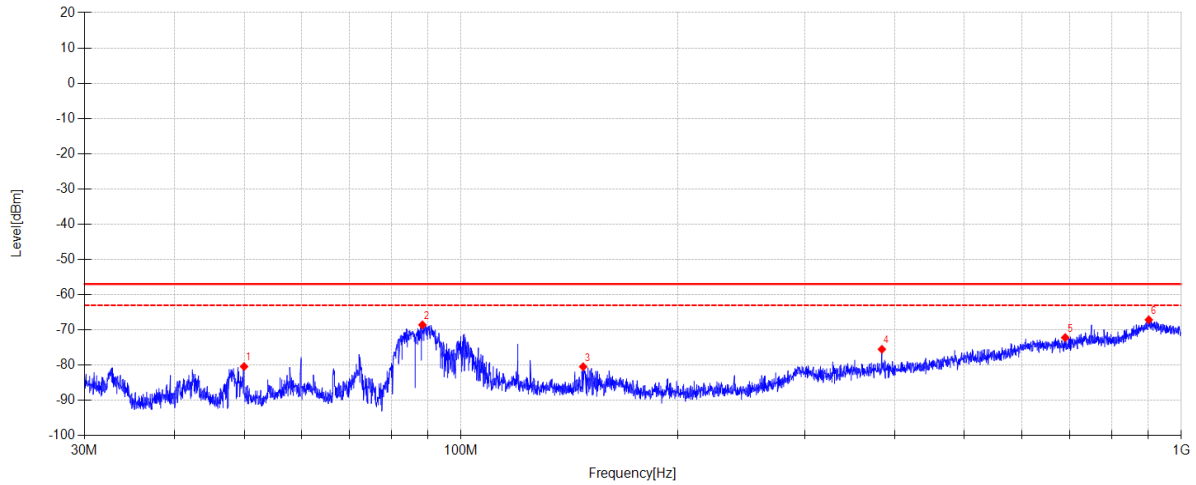

Data List									
NO.	**Freq. [MHz]**	**Reading [dBµV/m]**	**Factor [dB]**	**Level [dBm]**	**Limit [dBm]**	**Margin [dB]**	**Detector**	**Polarity**	**Type**
1	49.981	33.57	-113.97	-80.40	-57.00	23.40	PK	Vertical	ERP
2	88.385	43.34	-111.92	-68.58	-57.00	11.58	PK	Vertical	ERP
3	147.771	32.19	-112.65	-80.46	-57.00	23.46	PK	Vertical	ERP
4	384.005	30.43	-105.94	-75.51	-57.00	18.51	PK	Vertical	ERP
5	690.099	27.47	-99.66	-72.19	-57.00	15.19	PK	Vertical	ERP
6	901.430	26.84	-93.97	-67.13	-57.00	10.13	PK	Vertical	ERP

Note:
1. Level = Reading + Factor.
2. Factor = Antenna Factor + Cable Loss - Preamp Gain + Site Loss Factor - 107.
3. Test setup: RBW: 100 kHz, VBW: 300 kHz, Sweep time: auto.

Test Date:	2025-01-24	**Tested By**:	Zhong Nan
EUT:	Table Wireless Speaker	**Model Number**:	EDF100092
Test Mode:	N20 5260MHz RX Mode	**Power Supply**:	AC 230V/50Hz
Condition:	Temp:23.0°C;Humi:42.7%	**Test Site**:	DDT 3# Chamber
File Path:	d:\ts\2024 report data\Q25011512-1E\CE BELOW1G 5G\41		
Memo:	Sample Number:S25011512-001 Power Setting:NA		

Test Graph

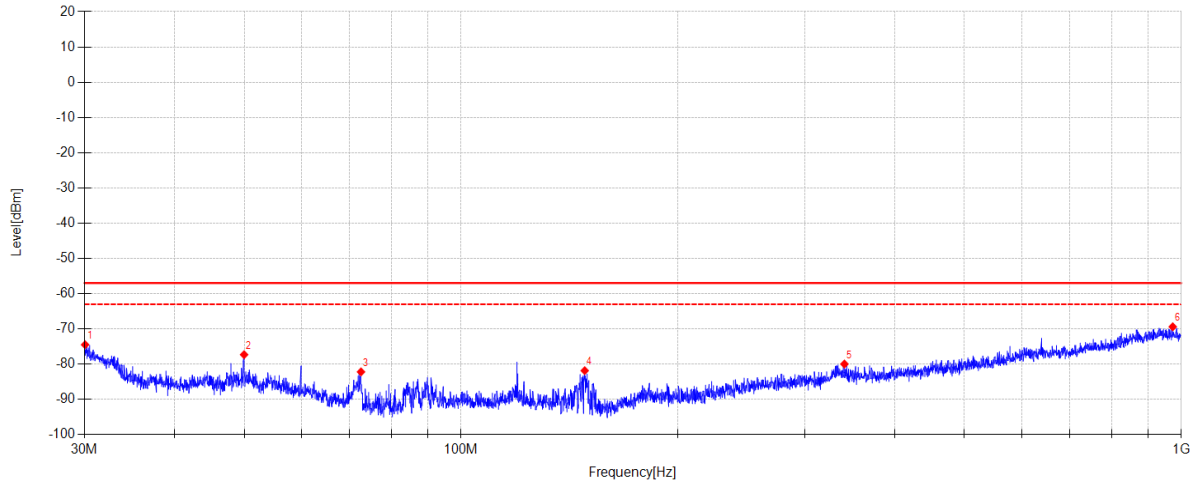

Data List									
NO.	**Freq. [MHz]**	**Reading [dBµV/m]**	**Factor [dB]**	**Level [dBm]**	**Limit [dBm]**	**Margin [dB]**	**Detector**	**Polarity**	**Type**
1	30.063	37.91	-112.40	-74.49	-57.00	17.49	PK	Horizontal	ERP
2	49.981	31.85	-109.17	-77.32	-57.00	20.32	PK	Horizontal	ERP
3	72.630	34.52	-116.72	-82.20	-57.00	25.20	PK	Horizontal	ERP
4	148.498	35.48	-117.33	-81.85	-57.00	24.85	PK	Horizontal	ERP
5	340.616	28.60	-108.58	-79.98	-57.00	22.98	PK	Horizontal	ERP
6	973.025	27.27	-96.68	-69.41	-57.00	12.41	PK	Horizontal	ERP

Note:
1. Level = Reading + Factor.
2. Factor = Antenna Factor + Cable Loss - Preamp Gain + Site Loss Factor - 107.
3. Test setup: RBW: 100 kHz, VBW: 300 kHz, Sweep time: auto.

Test Date:	2025-01-24	**Tested By**:	Zhong Nan
EUT:	Table Wireless Speaker	**Model Number**:	EDF100092
Test Mode:	N20 5260MHz RX Mode	**Power Supply**:	AC 230V/50Hz
Condition:	Temp:23.0°C;Humi:42.7%	**Test Site**:	DDT 3# Chamber
File Path:	d:\ts\2024 report data\Q25011512-1E\CE BELOW1G 5G\42		
Memo:	Sample Number:S25011512-001 Power Setting:NA		

Test Graph

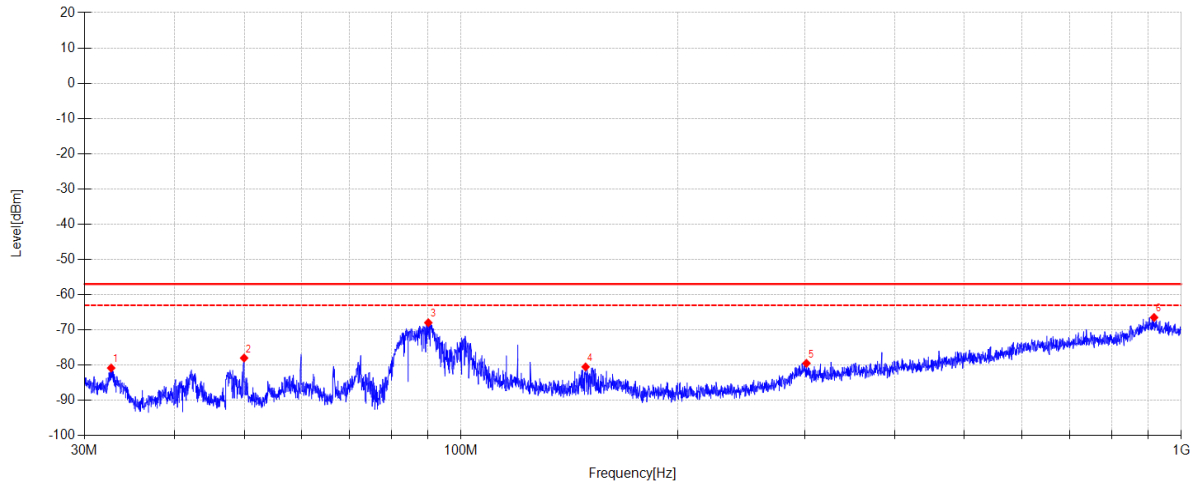

Data List									
NO.	**Freq. [MHz]**	**Reading [dBµV/m]**	**Factor [dB]**	**Level [dBm]**	**Limit [dBm]**	**Margin [dB]**	**Detector**	**Polarity**	**Type**
1	32.679	34.88	-115.70	-80.82	-57.00	23.82	PK	Vertical	ERP
2	49.981	35.99	-113.97	-77.98	-57.00	20.98	PK	Vertical	ERP
3	90.074	43.19	-111.16	-67.97	-57.00	10.97	PK	Vertical	ERP
4	148.915	32.24	-112.74	-80.50	-57.00	23.50	PK	Vertical	ERP
5	301.706	28.65	-108.15	-79.50	-57.00	22.50	PK	Vertical	ERP
6	916.727	27.71	-94.18	-66.47	-57.00	9.47	PK	Vertical	ERP

Note:
1. Level = Reading + Factor.
2. Factor = Antenna Factor + Cable Loss - Preamp Gain + Site Loss Factor - 107.
3. Test setup: RBW: 100 kHz, VBW: 300 kHz, Sweep time: auto.

Test Date:	2025-01-24	**Tested By**:	Zhong Nan
EUT:	Table Wireless Speaker	**Model Number**:	EDF100092
Test Mode:	N20 5300MHz RX Mode	**Power Supply**:	AC 230V/50Hz
Condition:	Temp:23.0°C;Humi:42.7%	**Test Site**:	DDT 3# Chamber
File Path:	d:\ts\2024 report data\Q25011512-1E\CE BELOW1G 5G\39		
Memo:	Sample Number:S25011512-001 Power Setting:NA		

Test Graph

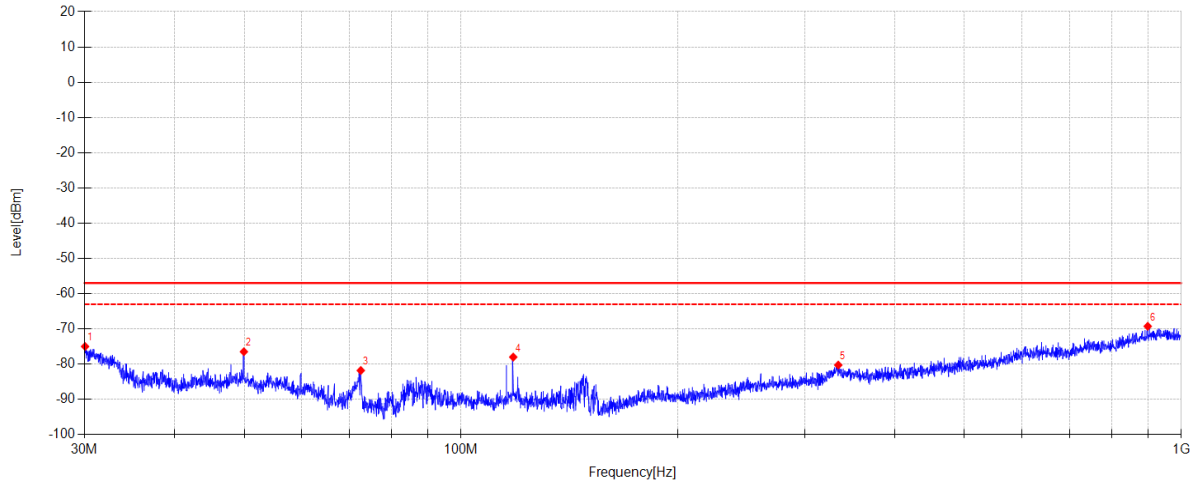

Data List

NO.	Freq. [MHz]	Reading [dBµV/m]	Factor [dB]	Level [dBm]	Limit [dBm]	Margin [dB]	Detector	Polarity	Type
1	30.063	37.40	-112.40	-75.00	-57.00	18.00	PK	Horizontal	ERP
2	49.946	32.70	-109.18	-76.48	-57.00	19.48	PK	Horizontal	ERP
3	72.579	34.91	-116.72	-81.81	-57.00	24.81	PK	Horizontal	ERP
4	118.154	37.38	-115.38	-78.00	-57.00	21.00	PK	Horizontal	ERP
5	333.994	28.52	-108.79	-80.27	-57.00	23.27	PK	Horizontal	ERP
6	898.275	28.48	-97.75	-69.27	-57.00	12.27	PK	Horizontal	ERP

Note:
1. Level = Reading + Factor.
2. Factor = Antenna Factor + Cable Loss - Preamp Gain + Site Loss Factor - 107.
3. Test setup: RBW: 100 kHz, VBW: 300 kHz, Sweep time: auto.

Test Date:	2025-01-24	**Tested By**:	Zhong Nan
EUT:	Table Wireless Speaker	**Model Number**:	EDF100092
Test Mode:	N20 5300MHz RX Mode	**Power Supply**:	AC 230V/50Hz
Condition:	Temp:23.0°C;Humi:42.7%	**Test Site**:	DDT 3# Chamber
File Path:	d:\ts\2024 report data\Q25011512-1E\CE BELOW1G 5G\40		
Memo:	Sample Number:S25011512-001 Power Setting:NA		

Test Graph

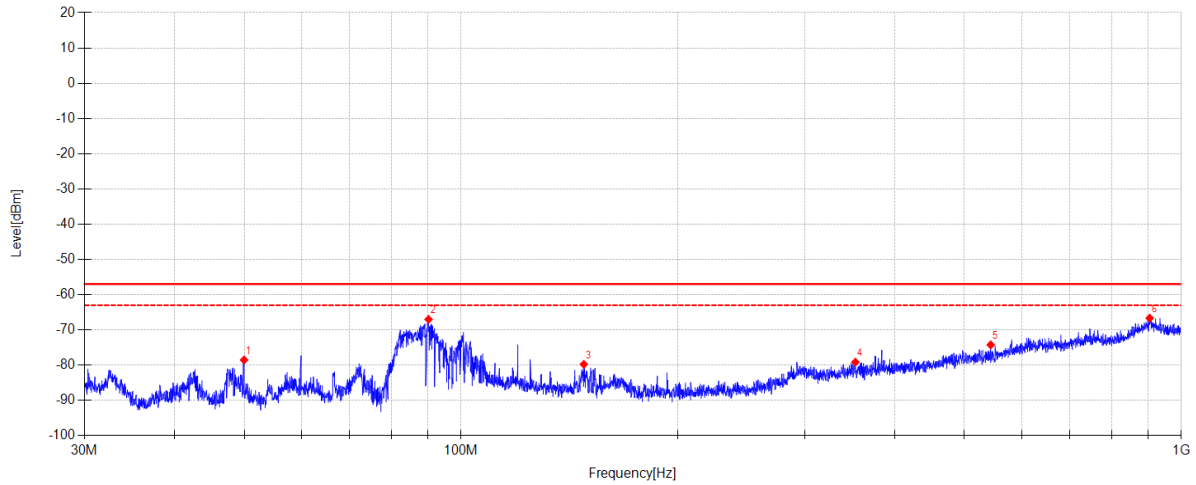

Data List									
NO.	**Freq. [MHz]**	**Reading [dBµV/m]**	**Factor [dB]**	**Level [dBm]**	**Limit [dBm]**	**Margin [dB]**	**Detector**	**Polarity**	**Type**
1	49.981	35.44	-113.97	-78.53	-57.00	21.53	PK	Vertical	ERP
2	90.137	44.14	-111.15	-67.01	-57.00	10.01	PK	Vertical	ERP
3	148.082	32.91	-112.68	-79.77	-57.00	22.77	PK	Vertical	ERP
4	352.769	27.12	-106.27	-79.15	-57.00	22.15	PK	Vertical	ERP
5	543.722	28.62	-102.86	-74.24	-57.00	17.24	PK	Vertical	ERP
6	903.961	27.34	-94.02	-66.68	-57.00	9.68	PK	Vertical	ERP

Note:
1. Level = Reading + Factor.
2. Factor = Antenna Factor + Cable Loss - Preamp Gain + Site Loss Factor - 107.
3. Test setup: RBW: 100 kHz, VBW: 300 kHz, Sweep time: auto.

Test Date:	2025-01-24	**Tested By**:	Zhong Nan
EUT:	Table Wireless Speaker	**Model Number**:	EDF100092
Test Mode:	N20 5320MHz RX Mode	**Power Supply**:	AC 230V/50Hz
Condition:	Temp:23.0°C;Humi:42.7%	**Test Site**:	DDT 3# Chamber
File Path:	d:\ts\2024 report data\Q25011512-1E\CE BELOW1G 5G\37		
Memo:	Sample Number:S25011512-001 Power Setting:NA		

Test Graph

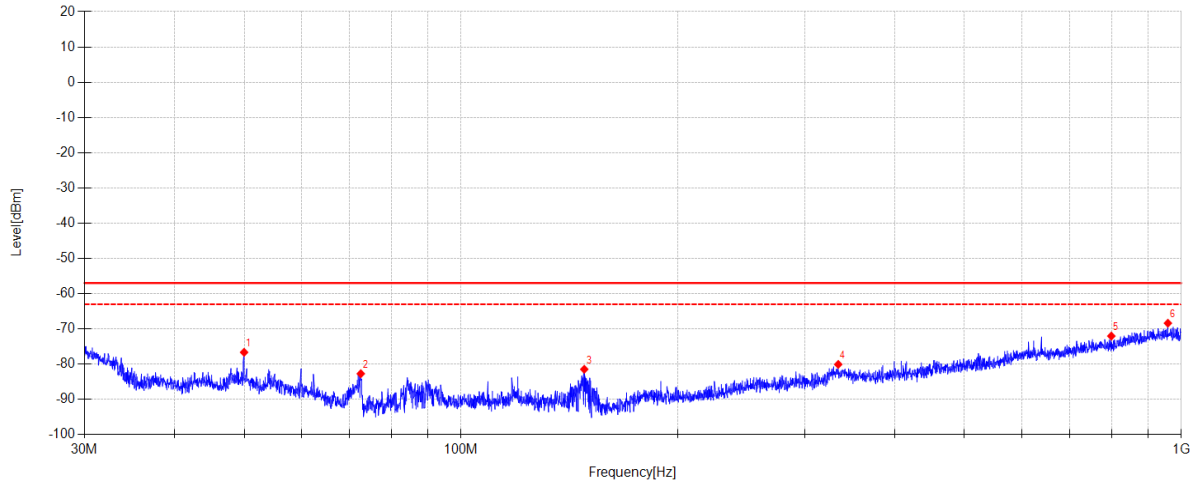

Data List									
NO.	**Freq. [MHz]**	**Reading [dBµV/m]**	**Factor [dB]**	**Level [dBm]**	**Limit [dBm]**	**Margin [dB]**	**Detector**	**Polarity**	**Type**
1	49.981	32.52	-109.17	-76.65	-57.00	19.65	PK	Horizontal	ERP
2	72.579	34.00	-116.72	-82.72	-57.00	25.72	PK	Horizontal	ERP
3	148.290	35.85	-117.31	-81.46	-57.00	24.46	PK	Horizontal	ERP
4	333.994	28.71	-108.79	-80.08	-57.00	23.08	PK	Horizontal	ERP
5	799.576	28.79	-100.82	-72.03	-57.00	15.03	PK	Horizontal	ERP
6	958.130	28.04	-96.42	-68.38	-57.00	11.38	PK	Horizontal	ERP

Note:
1. Level = Reading + Factor.
2. Factor = Antenna Factor + Cable Loss - Preamp Gain + Site Loss Factor - 107.
3. Test setup: RBW: 100 kHz, VBW: 300 kHz, Sweep time: auto.

Test Date:	2025-01-24	**Tested By**:	Zhong Nan
EUT:	Table Wireless Speaker	**Model Number**:	EDF100092
Test Mode:	N20 5320MHz RX Mode	**Power Supply**:	AC 230V/50Hz
Condition:	Temp:23.0°C;Humi:42.7%	**Test Site**:	DDT 3# Chamber
File Path:	d:\ts\2024 report data\Q25011512-1E\CE BELOW1G 5G\38		
Memo:	Sample Number:S25011512-001 Power Setting:NA		

Test Graph

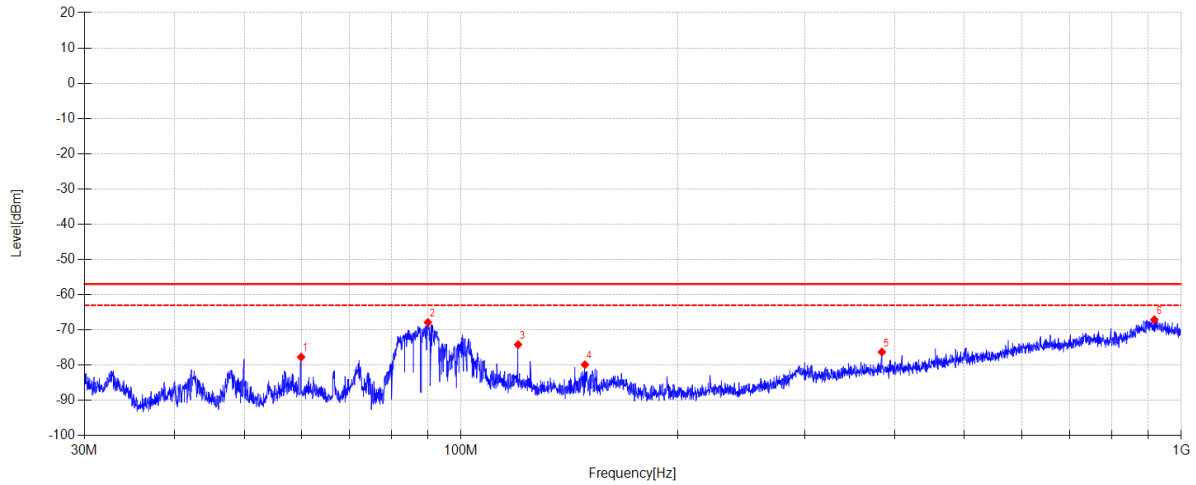

Data List									
NO.	**Freq. [MHz]**	**Reading [dBµV/m]**	**Factor [dB]**	**Level [dBm]**	**Limit [dBm]**	**Margin [dB]**	**Detector**	**Polarity**	**Type**
1	59.977	36.22	-113.94	-77.72	-57.00	20.72	PK	Vertical	ERP
2	89.948	43.33	-111.20	-67.87	-57.00	10.87	PK	Vertical	ERP
3	119.991	36.48	-110.67	-74.19	-57.00	17.19	PK	Vertical	ERP
4	148.602	32.83	-112.71	-79.88	-57.00	22.88	PK	Vertical	ERP
5	384.005	29.65	-105.94	-76.29	-57.00	19.29	PK	Vertical	ERP
6	917.370	27.10	-94.20	-67.10	-57.00	10.10	PK	Vertical	ERP

Note:
1. Level = Reading + Factor.
2. Factor = Antenna Factor + Cable Loss - Preamp Gain + Site Loss Factor - 107.
3. Test setup: RBW: 100 kHz, VBW: 300 kHz, Sweep time: auto.

Test Date:	2025-01-24	**Tested By**:	Zhong Nan
EUT:	Table Wireless Speaker	**Model Number**:	EDF100092
Test Mode:	N20 5500MHz RX Mode	**Power Supply**:	AC 230V/50Hz
Condition:	Temp:23.0°C;Humi:42.7%	**Test Site**:	DDT 3# Chamber
File Path:	d:\ts\2024 report data\Q25011512-1E\CE BELOW1G 5G\35		
Memo:	Sample Number:S25011512-001 Power Setting:NA		

Test Graph

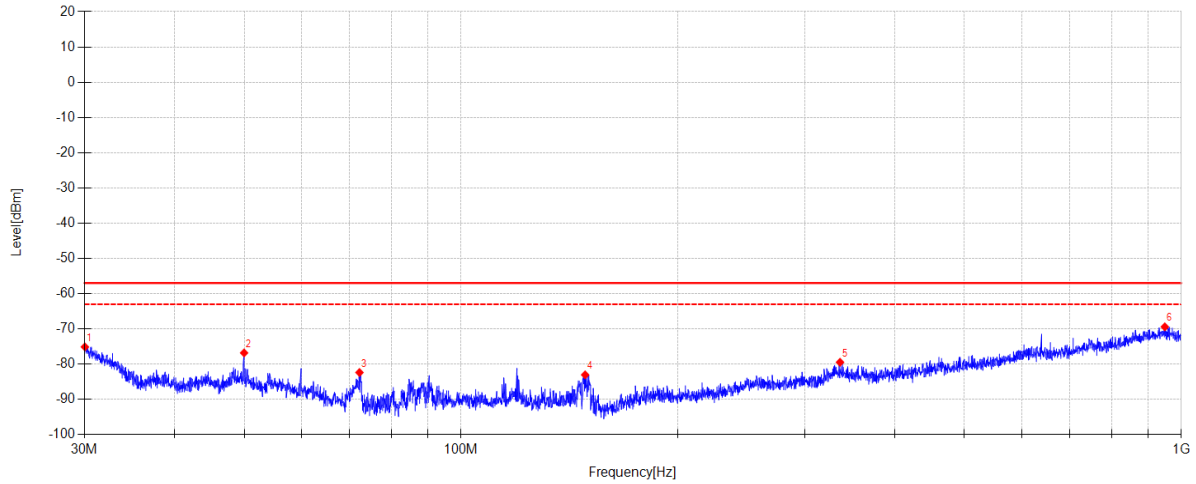

Data List

NO.	Freq. [MHz]	Reading [dBµV/m]	Factor [dB]	Level [dBm]	Limit [dBm]	Margin [dB]	Detector	Polarity	Type
1	30.042	37.28	-112.40	-75.12	-57.00	18.12	PK	Horizontal	ERP
2	49.981	32.36	-109.17	-76.81	-57.00	19.81	PK	Horizontal	ERP
3	72.274	34.34	-116.72	-82.38	-57.00	25.38	PK	Horizontal	ERP
4	148.706	34.29	-117.34	-83.05	-57.00	26.05	PK	Horizontal	ERP
5	335.873	29.25	-108.73	-79.48	-57.00	22.48	PK	Horizontal	ERP
6	948.771	26.88	-96.31	-69.43	-57.00	12.43	PK	Horizontal	ERP

Note:
1. Level = Reading + Factor.
2. Factor = Antenna Factor + Cable Loss - Preamp Gain + Site Loss Factor - 107.
3. Test setup: RBW: 100 kHz, VBW: 300 kHz, Sweep time: auto.

Test Date:	2025-01-24	**Tested By**:	Zhong Nan
EUT:	Table Wireless Speaker	**Model Number**:	EDF100092
Test Mode:	N20 5500MHz RX Mode	**Power Supply**:	AC 230V/50Hz
Condition:	Temp:23.0°C;Humi:42.7%	**Test Site**:	DDT 3# Chamber
File Path:	d:\ts\2024 report data\Q25011512-1E\CE BELOW1G 5G\36		
Memo:	Sample Number:S25011512-001 Power Setting:NA		

Test Graph

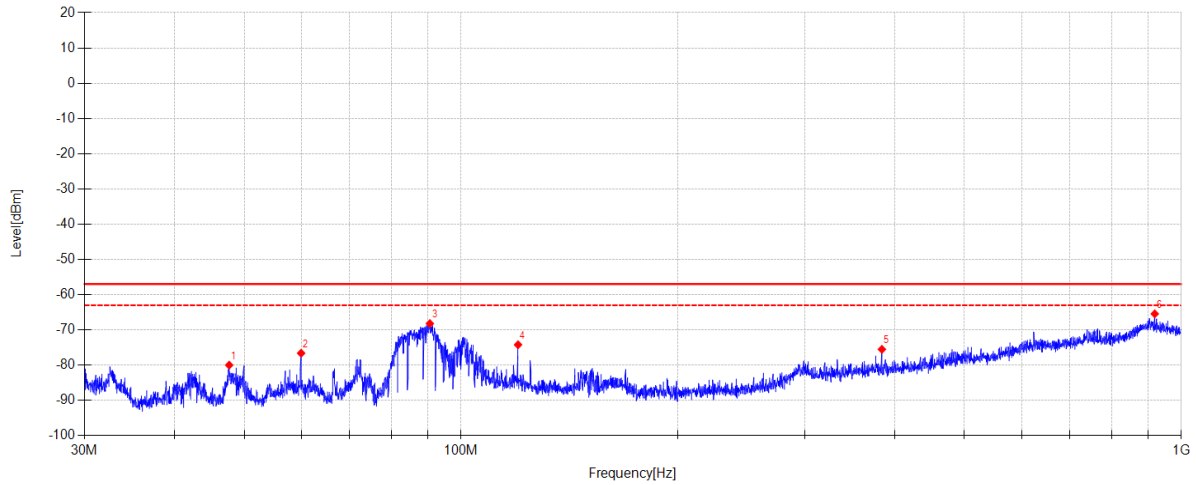

Data List

NO.	Freq. [MHz]	Reading [dBµV/m]	Factor [dB]	Level [dBm]	Limit [dBm]	Margin [dB]	Detector	Polarity	Type
1	47.654	34.19	-114.19	-80.00	-57.00	23.00	PK	Vertical	ERP
2	59.977	37.32	-113.94	-76.62	-57.00	19.62	PK	Vertical	ERP
3	90.517	42.87	-111.08	-68.21	-57.00	11.21	PK	Vertical	ERP
4	119.991	36.45	-110.67	-74.22	-57.00	17.22	PK	Vertical	ERP
5	384.005	30.42	-105.94	-75.52	-57.00	18.52	PK	Vertical	ERP
6	918.658	28.76	-94.20	-65.44	-57.00	8.44	PK	Vertical	ERP

Note:
1. Level = Reading + Factor.
2. Factor = Antenna Factor + Cable Loss - Preamp Gain + Site Loss Factor - 107.
3. Test setup: RBW: 100 kHz, VBW: 300 kHz, Sweep time: auto.

Test Date:	2025-01-24	**Tested By**:	Zhong Nan
EUT:	Table Wireless Speaker	**Model Number**:	EDF100092
Test Mode:	N20 5600MHz RX Mode	**Power Supply**:	AC 230V/50Hz
Condition:	Temp:23.0°C;Humi:42.7%	**Test Site**:	DDT 3# Chamber
File Path:	d:\ts\2024 report data\Q25011512-1E\CE BELOW1G 5G\33		
Memo:	Sample Number:S25011512-001 Power Setting:NA		

Test Graph

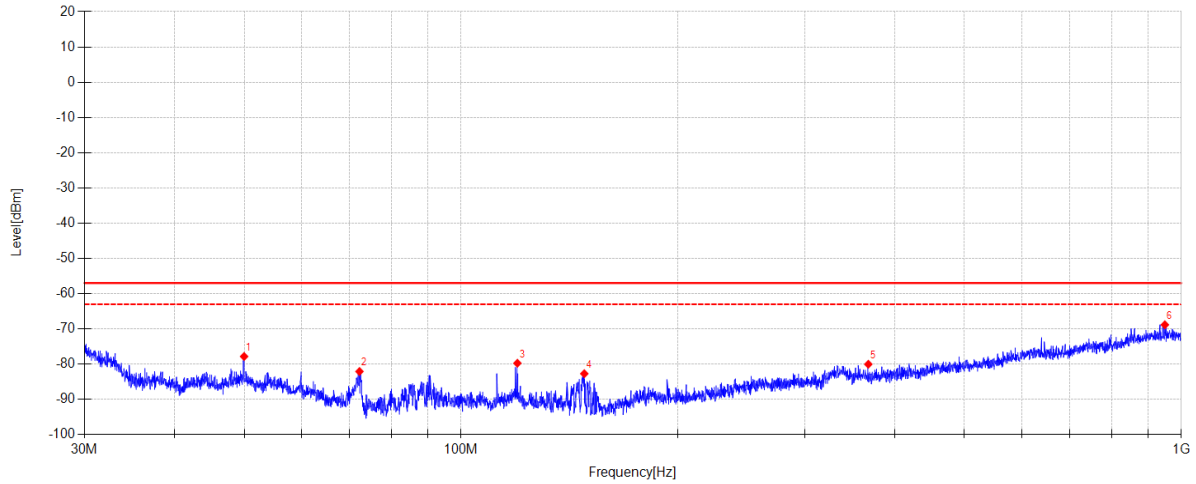

Data List

NO.	Freq. [MHz]	Reading [dBµV/m]	Factor [dB]	Level [dBm]	Limit [dBm]	Margin [dB]	Detector	Polarity	Type
1	49.981	31.34	-109.17	-77.83	-57.00	20.83	PK	Horizontal	ERP
2	72.274	34.63	-116.72	-82.09	-57.00	25.09	PK	Horizontal	ERP
3	119.738	35.73	-115.48	-79.75	-57.00	22.75	PK	Horizontal	ERP
4	148.290	34.59	-117.31	-82.72	-57.00	25.72	PK	Horizontal	ERP
5	367.669	27.93	-107.96	-80.03	-57.00	23.03	PK	Horizontal	ERP
6	948.771	27.47	-96.31	-68.84	-57.00	11.84	PK	Horizontal	ERP

Note:
1. Level = Reading + Factor.
2. Factor = Antenna Factor + Cable Loss - Preamp Gain + Site Loss Factor - 107.
3. Test setup: RBW: 100 kHz, VBW: 300 kHz, Sweep time: auto.

Test Date:	2025-01-24	**Tested By**:	Zhong Nan
EUT:	Table Wireless Speaker	**Model Number**:	EDF100092
Test Mode:	N20 5600MHz RX Mode	**Power Supply**:	AC 230V/50Hz
Condition:	Temp:23.0°C;Humi:42.7%	**Test Site**:	DDT 3# Chamber
File Path:	d:\ts\2024 report data\Q25011512-1E\CE BELOW1G 5G\34		
Memo:	Sample Number:S25011512-001 Power Setting:NA		

Test Graph

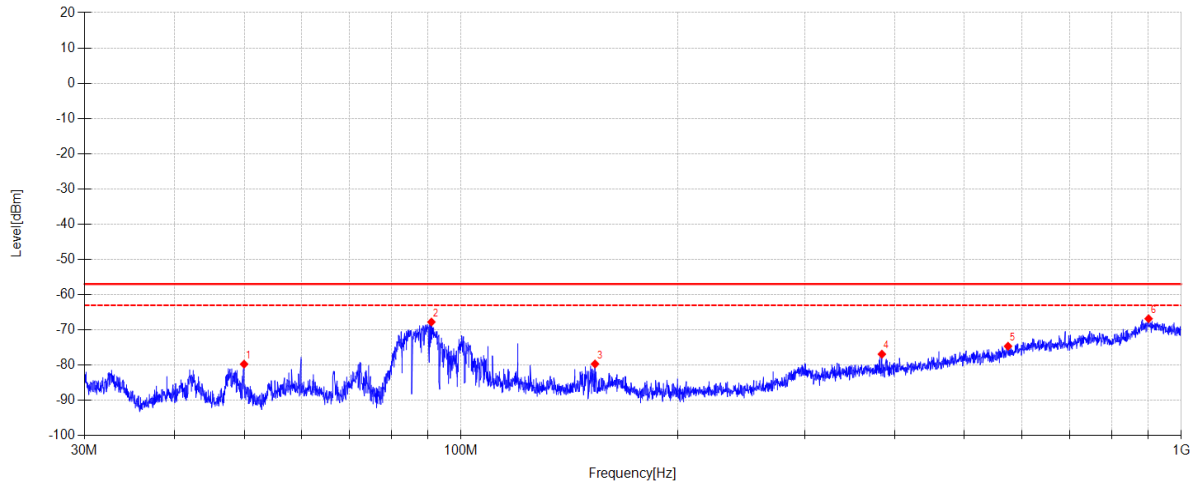

Data List									
NO.	**Freq. [MHz]**	**Reading [dBµV/m]**	**Factor [dB]**	**Level [dBm]**	**Limit [dBm]**	**Margin [dB]**	**Detector**	**Polarity**	**Type**
1	49.981	34.24	-113.97	-79.73	-57.00	22.73	PK	Vertical	ERP
2	90.963	43.22	-110.99	-67.77	-57.00	10.77	PK	Vertical	ERP
3	153.473	33.11	-112.79	-79.68	-57.00	22.68	PK	Vertical	ERP
4	384.005	29.05	-105.94	-76.89	-57.00	19.89	PK	Vertical	ERP
5	574.690	27.02	-101.66	-74.64	-57.00	17.64	PK	Vertical	ERP
6	900.798	27.14	-93.97	-66.83	-57.00	9.83	PK	Vertical	ERP

Note:
1. Level = Reading + Factor.
2. Factor = Antenna Factor + Cable Loss - Preamp Gain + Site Loss Factor - 107.
3. Test setup: RBW: 100 kHz, VBW: 300 kHz, Sweep time: auto.

Test Date:	2025-01-24	**Tested By**:	Zhong Nan
EUT:	Table Wireless Speaker	**Model Number**:	EDF100092
Test Mode:	N20 5700MHz RX Mode	**Power Supply**:	AC 230V/50Hz
Condition:	Temp:23.0°C;Humi:42.7%	**Test Site**:	DDT 3# Chamber
File Path:	d:\ts\2024 report data\Q25011512-1E\CE BELOW1G 5G\31		
Memo:	Sample Number:S25011512-001 Power Setting:NA		

Test Graph

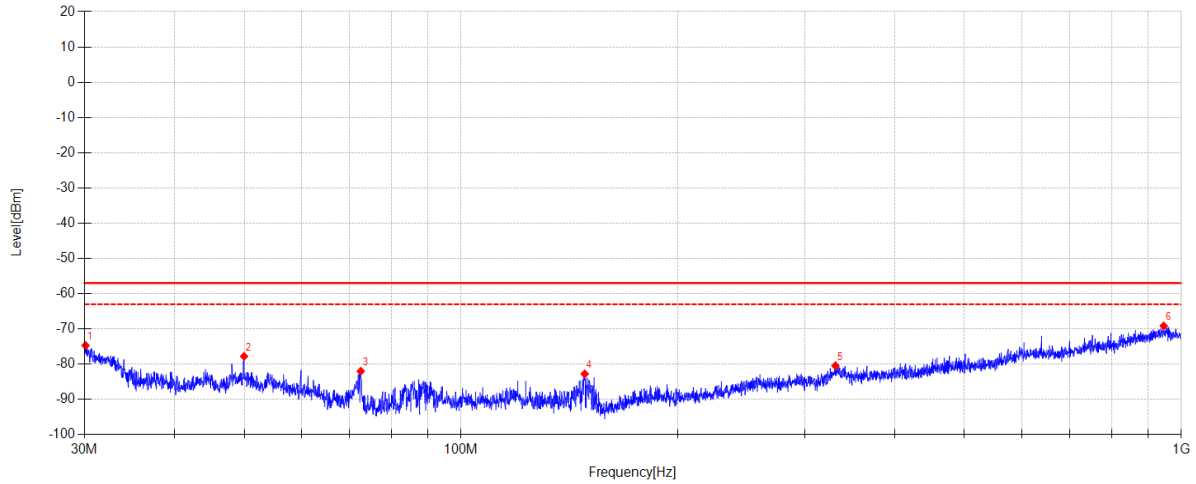

Data List

NO.	Freq. [MHz]	Reading [dBµV/m]	Factor [dB]	Level [dBm]	Limit [dBm]	Margin [dB]	Detector	Polarity	Type
1	30.105	37.67	-112.39	-74.72	-57.00	17.72	PK	Horizontal	ERP
2	49.981	31.38	-109.17	-77.79	-57.00	20.79	PK	Horizontal	ERP
3	72.579	34.71	-116.72	-82.01	-57.00	25.01	PK	Horizontal	ERP
4	148.498	34.55	-117.33	-82.78	-57.00	25.78	PK	Horizontal	ERP
5	330.963	28.42	-108.89	-80.47	-57.00	23.47	PK	Horizontal	ERP
6	945.451	27.22	-96.39	-69.17	-57.00	12.17	PK	Horizontal	ERP

Note:
1. Level = Reading + Factor.
2. Factor = Antenna Factor + Cable Loss - Preamp Gain + Site Loss Factor - 107.
3. Test setup: RBW: 100 kHz, VBW: 300 kHz, Sweep time: auto.

Test Date:	2025-01-24	**Tested By**:	Zhong Nan
EUT:	Table Wireless Speaker	**Model Number**:	EDF100092
Test Mode:	N20 5700MHz RX Mode	**Power Supply**:	AC 230V/50Hz
Condition:	Temp:23.0°C;Humi:42.7%	**Test Site**:	DDT 3# Chamber
File Path:	d:\ts\2024 report data\Q25011512-1E\CE BELOW1G 5G\32		
Memo:	Sample Number:S25011512-001 Power Setting:NA		

Test Graph

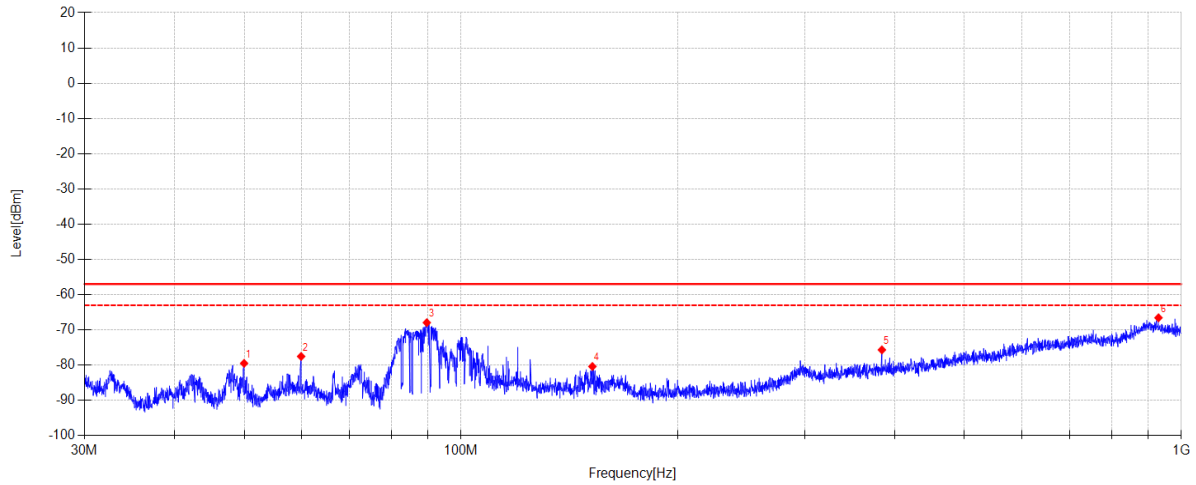

Data List

NO.	Freq. [MHz]	Reading [dBµV/m]	Factor [dB]	Level [dBm]	Limit [dBm]	Margin [dB]	Detector	Polarity	Type
1	49.981	34.48	-113.97	-79.49	-57.00	22.49	PK	Vertical	ERP
2	59.977	36.41	-113.94	-77.53	-57.00	20.53	PK	Vertical	ERP
3	89.633	43.40	-111.34	-67.94	-57.00	10.94	PK	Vertical	ERP
4	152.187	32.41	-112.80	-80.39	-57.00	23.39	PK	Vertical	ERP
5	384.005	30.27	-105.94	-75.67	-57.00	18.67	PK	Vertical	ERP
6	929.674	27.80	-94.36	-66.56	-57.00	9.56	PK	Vertical	ERP

Note:
1. Level = Reading + Factor.
2. Factor = Antenna Factor + Cable Loss - Preamp Gain + Site Loss Factor - 107.
3. Test setup: RBW: 100 kHz, VBW: 300 kHz, Sweep time: auto.

Test Date:	2025-01-24	**Tested By**:	Zhong Nan
EUT:	Table Wireless Speaker	**Model Number**:	EDF100092
Test Mode:	N20 5180MHz RX Mode	**Power Supply**:	AC 230V/50Hz
Condition:	Temp:23.0°C;Humi:42.7%	**Test Site**:	DDT 3# Chamber
File Path:	d:\ts\2024 report data\Q25011512-1E\CE ABOVE1G 5G\47		
Memo:	Sample Number:S25011512-001 Power Setting:NA		

Test Graph

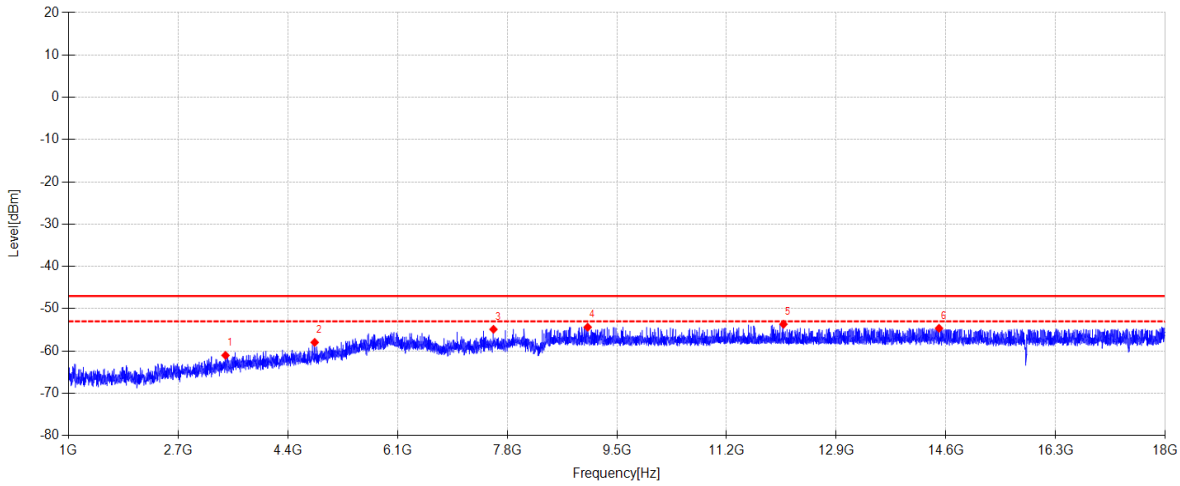

Data List

NO.	Freq. [MHz]	Reading [dBµV/m]	Factor [dB]	Level [dBm]	Limit [dBm]	Margin [dB]	Detector	Polarity	Type
1	3434.400	41.36	-102.39	-61.03	**-47.00**	14.03	PK	Horizontal	EIRP
2	4816.500	40.77	-98.74	-57.97	**-47.00**	10.97	PK	Horizontal	EIRP
3	7587.500	39.22	-94.09	-54.87	**-47.00**	7.87	PK	Horizontal	EIRP
4	9047.800	35.25	-89.61	-54.36	**-47.00**	7.36	PK	Horizontal	EIRP
5	12082.300	35.01	-88.67	-53.66	**-47.00**	6.66	PK	Horizontal	EIRP
6	14492.900	31.18	-85.81	-54.63	**-47.00**	7.63	PK	Horizontal	EIRP

Note:
1. Level = Reading + Factor.
2. Factor = Antenna Factor + Cable Loss + Filter Factor - Preamp Gain + Site Loss Factor - 107.
3. Test setup: RBW: 1 MHz, VBW: 3 MHz, Sweep time: auto.

Test Date:	2025-01-24	**Tested By**:	Zhong Nan
EUT:	Table Wireless Speaker	**Model Number**:	EDF100092
Test Mode:	N20 5180MHz RX Mode	**Power Supply**:	AC 230V/50Hz
Condition:	Temp:23.0°C;Humi:42.7%	**Test Site**:	DDT 3# Chamber
File Path:	d:\ts\2024 report data\Q25011512-1E\CE ABOVE1G 5G\48		
Memo:	Sample Number:S25011512-001 Power Setting:NA		

Test Graph

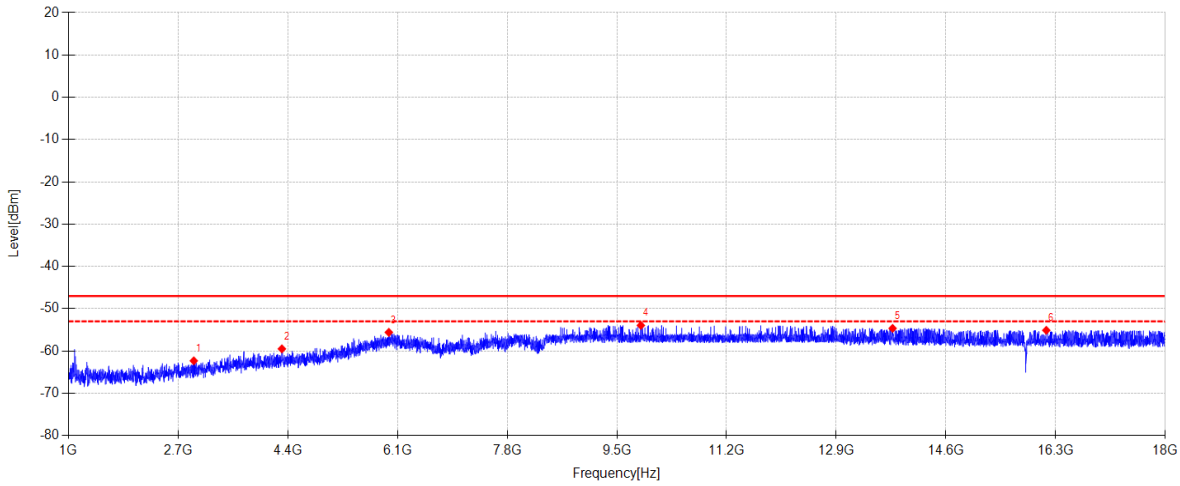

Data List

NO.	Freq. [MHz]	Reading [dBµV/m]	Factor [dB]	Level [dBm]	Limit [dBm]	Margin [dB]	Detector	Polarity	Type
1	2943.100	41.05	-103.36	-62.31	**-47.00**	15.31	PK	Vertical	EIRP
2	4308.200	40.92	-100.41	-59.49	**-47.00**	12.49	PK	Vertical	EIRP
3	5965.700	38.44	-94.02	-55.58	**-47.00**	8.58	PK	Vertical	EIRP
4	9872.300	35.25	-89.19	-53.94	**-47.00**	6.94	PK	Vertical	EIRP
5	13773.800	32.80	-87.44	-54.64	**-47.00**	7.64	PK	Vertical	EIRP
6	16155.500	34.36	-89.46	-55.10	**-47.00**	8.10	PK	Vertical	EIRP

Note:
1. Level = Reading + Factor.
2. Factor = Antenna Factor + Cable Loss + Filter Factor - Preamp Gain + Site Loss Factor - 107.
3. Test setup: RBW: 1 MHz, VBW: 3 MHz, Sweep time: auto.

Test Date:	2025-01-24	**Tested By**:	Zhong Nan
EUT:	Table Wireless Speaker	**Model Number**:	EDF100092
Test Mode:	N20 5240MHz RX Mode	**Power Supply**:	AC 230V/50Hz
Condition:	Temp:23.0°C;Humi:42.7%	**Test Site**:	DDT 3# Chamber
File Path:	d:\ts\2024 report data\Q25011512-1E\CE ABOVE1G 5G\43		
Memo:	Sample Number:S25011512-001 Power Setting:NA		

Test Graph

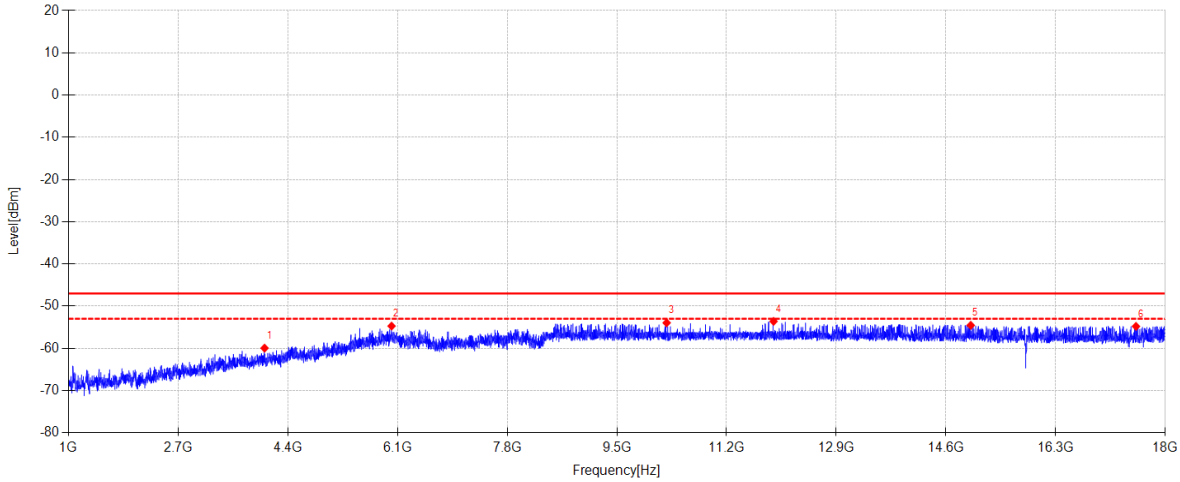

Data List

NO.	Freq. [MHz]	Reading [dBµV/m]	Factor [dB]	Level [dBm]	Limit [dBm]	Margin [dB]	Detector	Polarity	Type
1	4039.600	41.06	-101.00	-59.94	**-47.00**	12.94	PK	Horizontal	EIRP
2	6008.200	39.18	-93.90	-54.72	**-47.00**	7.72	PK	Horizontal	EIRP
3	10271.800	34.69	-88.64	-53.95	**-47.00**	6.95	PK	Horizontal	EIRP
4	11929.300	35.07	-88.67	-53.60	**-47.00**	6.60	PK	Horizontal	EIRP
5	14984.200	31.34	-85.88	-54.54	**-47.00**	7.54	PK	Horizontal	EIRP
6	17546.100	30.49	-85.28	-54.79	**-47.00**	7.79	PK	Horizontal	EIRP

Note:
1. Level = Reading + Factor.
2. Factor = Antenna Factor + Cable Loss + Filter Factor - Preamp Gain + Site Loss Factor - 107.
3. Test setup: RBW: 1 MHz, VBW: 3 MHz, Sweep time: auto.

Test Date:	2025-01-24	**Tested By**:	Zhong Nan
EUT:	Table Wireless Speaker	**Model Number**:	EDF100092
Test Mode:	N20 5240MHz RX Mode	**Power Supply**:	AC 230V/50Hz
Condition:	Temp:23.0°C;Humi:42.7%	**Test Site**:	DDT 3# Chamber
File Path:	d:\ts\2024 report data\Q25011512-1E\CE ABOVE1G 5G\44		
Memo:	Sample Number:S25011512-001 Power Setting:NA		

Test Graph

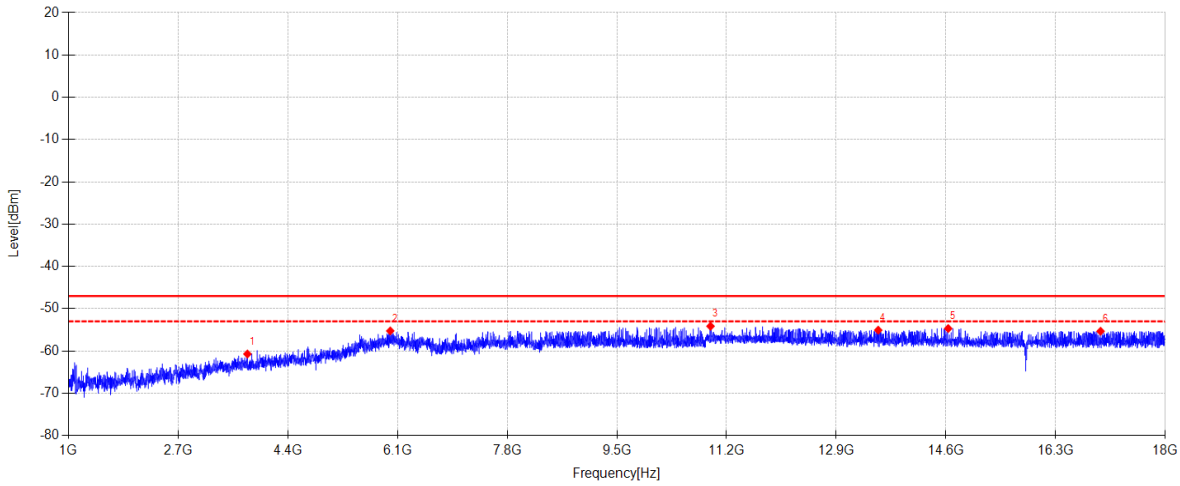

Data List

NO.	Freq. [MHz]	Reading [dBµV/m]	Factor [dB]	Level [dBm]	Limit [dBm]	Margin [dB]	Detector	Polarity	Type
1	3774.400	40.93	-101.64	-60.71	**-47.00**	13.71	PK	Vertical	EIRP
2	5987.800	38.68	-93.92	-55.24	**-47.00**	8.24	PK	Vertical	EIRP
3	10951.800	33.42	-87.55	-54.13	**-47.00**	7.13	PK	Vertical	EIRP
4	13551.100	32.71	-87.78	-55.07	**-47.00**	8.07	PK	Vertical	EIRP
5	14635.700	32.22	-86.89	-54.67	**-47.00**	7.67	PK	Vertical	EIRP
6	16997.000	32.71	-88.03	-55.32	**-47.00**	8.32	PK	Vertical	EIRP

Note:
1. Level = Reading + Factor.
2. Factor = Antenna Factor + Cable Loss + Filter Factor - Preamp Gain + Site Loss Factor - 107.
3. Test setup: RBW: 1 MHz, VBW: 3 MHz, Sweep time: auto.

Test Date:	2025-01-24	**Tested By**:	Zhong Nan
EUT:	Table Wireless Speaker	**Model Number**:	EDF100092
Test Mode:	N20 5260MHz RX Mode	**Power Supply**:	AC 230V/50Hz
Condition:	Temp:23.0°C;Humi:42.7%	**Test Site**:	DDT 3# Chamber
File Path:	d:\ts\2024 report data\Q25011512-1E\CE ABOVE1G 5G\41		
Memo:	Sample Number:S25011512-001 Power Setting:NA		

Test Graph

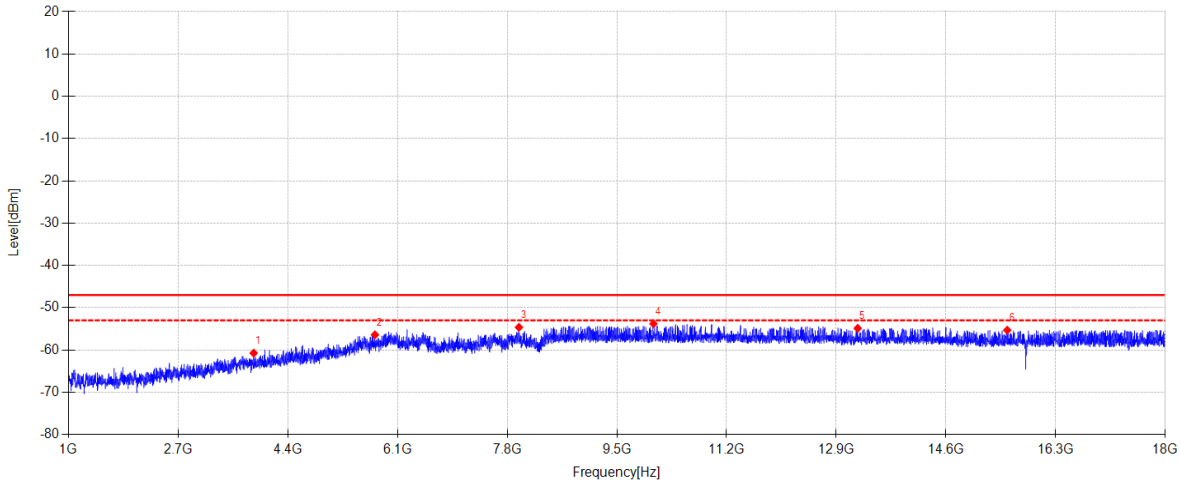

Data List

NO.	Freq. [MHz]	Reading [dBµV/m]	Factor [dB]	Level [dBm]	Limit [dBm]	Margin [dB]	Detector	Polarity	Type
1	3871.300	40.69	-101.41	-60.72	**-47.00**	13.72	PK	Horizontal	EIRP
2	5751.500	38.56	-94.96	-56.40	**-47.00**	9.40	PK	Horizontal	EIRP
3	7981.900	38.52	-93.15	-54.63	**-47.00**	7.63	PK	Horizontal	EIRP
4	10067.800	34.80	-88.59	-53.79	**-47.00**	6.79	PK	Horizontal	EIRP
5	13233.200	33.23	-88.10	-54.87	**-47.00**	7.87	PK	Horizontal	EIRP
6	15550.300	32.14	-87.45	-55.31	**-47.00**	8.31	PK	Horizontal	EIRP

Note:
1. Level = Reading + Factor.
2. Factor = Antenna Factor + Cable Loss + Filter Factor - Preamp Gain + Site Loss Factor - 107.
3. Test setup: RBW: 1 MHz, VBW: 3 MHz, Sweep time: auto.

Test Date:	2025-01-24	**Tested By**:	Zhong Nan
EUT:	Table Wireless Speaker	**Model Number**:	EDF100092
Test Mode:	N20 5260MHz RX Mode	**Power Supply**:	AC 230V/50Hz
Condition:	Temp:23.0°C;Humi:42.7%	**Test Site**:	DDT 3# Chamber
File Path:	d:\ts\2024 report data\Q25011512-1E\CE ABOVE1G 5G\42		
Memo:	Sample Number:S25011512-001 Power Setting:NA		

Test Graph

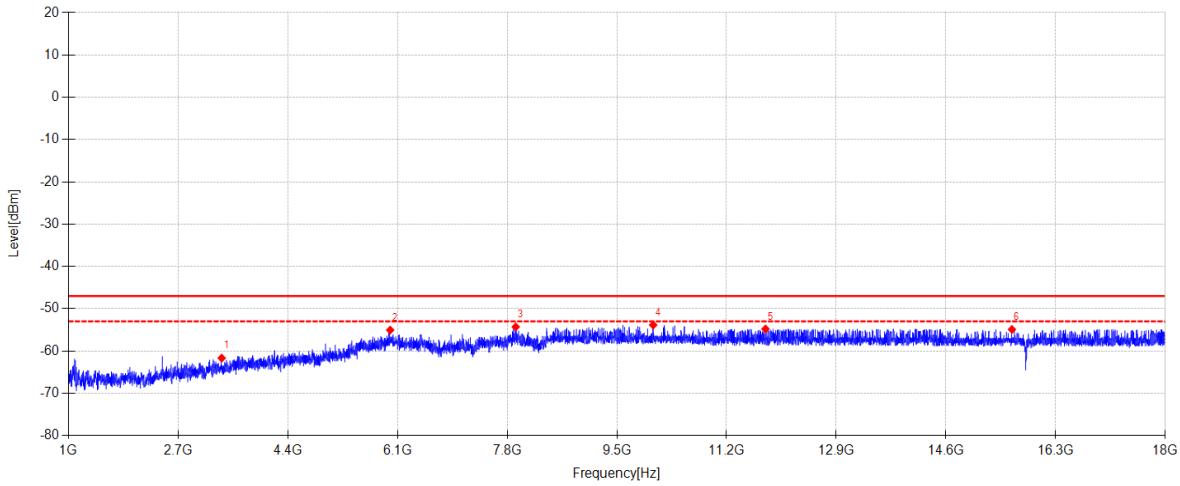

Data List

NO.	Freq. [MHz]	Reading [dBµV/m]	Factor [dB]	Level [dBm]	Limit [dBm]	Margin [dB]	Detector	Polarity	Type
1	3374.900	40.83	-102.49	-61.66	**-47.00**	14.66	PK	Vertical	EIRP
2	5986.100	38.89	-93.93	-55.04	**-47.00**	8.04	PK	Vertical	EIRP
3	7932.600	38.61	-92.90	-54.29	**-47.00**	7.29	PK	Vertical	EIRP
4	10062.700	35.12	-88.97	-53.85	**-47.00**	6.85	PK	Vertical	EIRP
5	11803.500	33.20	-87.99	-54.79	**-47.00**	7.79	PK	Vertical	EIRP
6	15623.400	33.71	-88.61	-54.90	**-47.00**	7.90	PK	Vertical	EIRP

Note:
1. Level = Reading + Factor.
2. Factor = Antenna Factor + Cable Loss + Filter Factor - Preamp Gain + Site Loss Factor - 107.
3. Test setup: RBW: 1 MHz, VBW: 3 MHz, Sweep time: auto.

Test Date:	2025-01-24	**Tested By**:	Zhong Nan
EUT:	Table Wireless Speaker	**Model Number**:	EDF100092
Test Mode:	N20 5300MHz RX Mode	**Power Supply**:	AC 230V/50Hz
Condition:	Temp:23.0°C;Humi:42.7%	**Test Site**:	DDT 3# Chamber
File Path:	d:\ts\2024 report data\Q25011512-1E\CE ABOVE1G 5G\39		
Memo:	Sample Number:S25011512-001 Power Setting:NA		

Test Graph

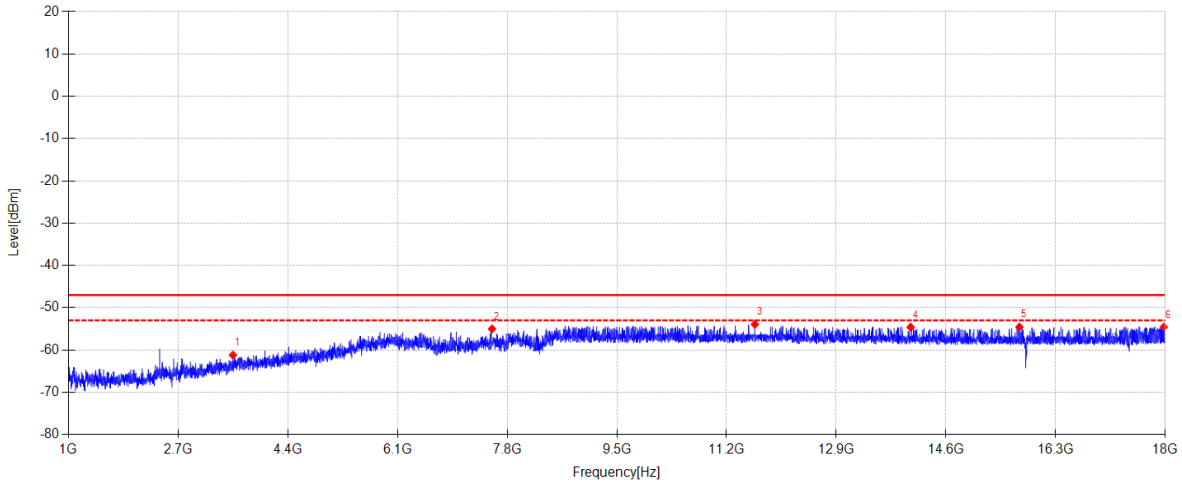

Data List

NO.	Freq. [MHz]	Reading [dBµV/m]	Factor [dB]	Level [dBm]	Limit [dBm]	Margin [dB]	Detector	Polarity	Type
1	3550.000	40.93	-102.12	-61.19	**-47.00**	14.19	PK	Horizontal	EIRP
2	7565.400	39.14	-94.15	-55.01	**-47.00**	8.01	PK	Horizontal	EIRP
3	11638.600	34.78	-88.72	-53.94	**-47.00**	6.94	PK	Horizontal	EIRP
4	14052.600	31.15	-85.74	-54.59	**-47.00**	7.59	PK	Horizontal	EIRP
5	15739.000	33.43	-87.99	-54.56	**-47.00**	7.56	PK	Horizontal	EIRP
6	17976.200	27.93	-82.50	-54.57	**-47.00**	7.57	PK	Horizontal	EIRP

Note:
1. Level = Reading + Factor.
2. Factor = Antenna Factor + Cable Loss + Filter Factor - Preamp Gain + Site Loss Factor - 107.
3. Test setup: RBW: 1 MHz, VBW: 3 MHz, Sweep time: auto.

Test Date:	2025-01-24	**Tested By**:	Zhong Nan
EUT:	Table Wireless Speaker	**Model Number**:	EDF100092
Test Mode:	N20 5300MHz RX Mode	**Power Supply**:	AC 230V/50Hz
Condition:	Temp:23.0°C;Humi:42.7%	**Test Site**:	DDT 3# Chamber
File Path:	d:\ts\2024 report data\Q25011512-1E\CE ABOVE1G 5G\40		
Memo:	Sample Number:S25011512-001 Power Setting:NA		

Test Graph

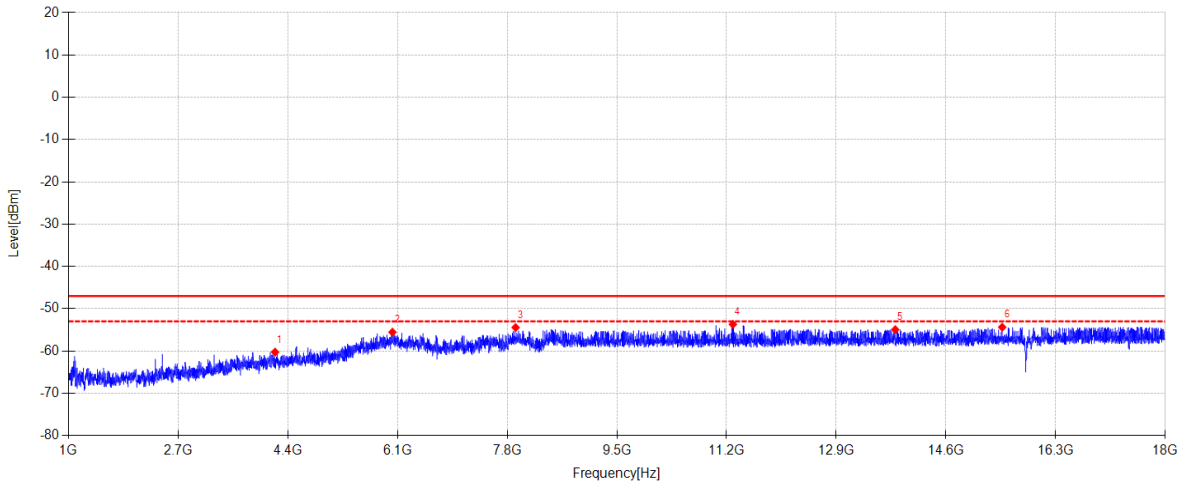

Data List

NO.	Freq. [MHz]	Reading [dBµV/m]	Factor [dB]	Level [dBm]	Limit [dBm]	Margin [dB]	Detector	Polarity	Type
1	4202.800	40.41	-100.66	-60.25	**-47.00**	13.25	PK	Vertical	EIRP
2	6021.800	38.36	-93.90	-55.54	**-47.00**	8.54	PK	Vertical	EIRP
3	7930.900	38.47	-92.90	-54.43	**-47.00**	7.43	PK	Vertical	EIRP
4	11298.600	33.98	-87.67	-53.69	**-47.00**	6.69	PK	Vertical	EIRP
5	13814.600	32.45	-87.38	-54.93	**-47.00**	7.93	PK	Vertical	EIRP
6	15472.100	33.80	-88.16	-54.36	**-47.00**	7.36	PK	Vertical	EIRP

Note:
1. Level = Reading + Factor.
2. Factor = Antenna Factor + Cable Loss + Filter Factor - Preamp Gain + Site Loss Factor - 107.
3. Test setup: RBW: 1 MHz, VBW: 3 MHz, Sweep time: auto.

Test Date:	2025-01-24	**Tested By**:	Zhong Nan
EUT:	Table Wireless Speaker	**Model Number**:	EDF100092
Test Mode:	N20 5320MHz RX Mode	**Power Supply**:	AC 230V/50Hz
Condition:	Temp:23.0°C;Humi:42.7%	**Test Site**:	DDT 3# Chamber
File Path:	d:\ts\2024 report data\Q25011512-1E\CE ABOVE1G 5G\37		
Memo:	Sample Number:S25011512-001 Power Setting:NA		

Test Graph

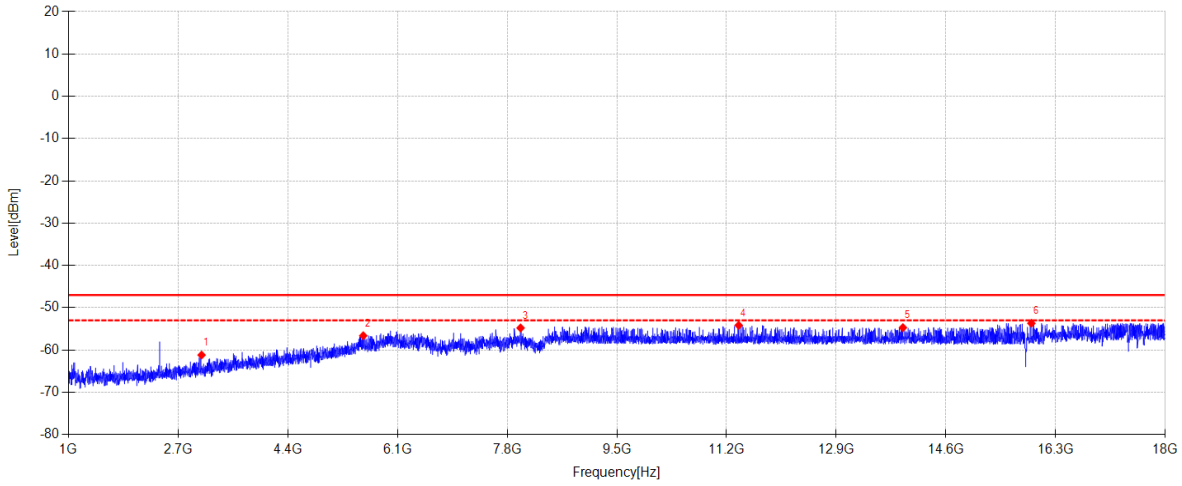

Data List

NO.	Freq. [MHz]	Reading [dBµV/m]	Factor [dB]	Level [dBm]	Limit [dBm]	Margin [dB]	Detector	Polarity	Type
1	3063.800	42.03	-103.22	-61.19	**-47.00**	14.19	PK	Horizontal	EIRP
2	5569.600	39.13	-95.75	-56.62	**-47.00**	9.62	PK	Horizontal	EIRP
3	8007.400	38.31	-93.09	-54.78	**-47.00**	7.78	PK	Horizontal	EIRP
4	11388.700	34.60	-88.76	-54.16	**-47.00**	7.16	PK	Horizontal	EIRP
5	13933.600	31.22	-85.93	-54.71	**-47.00**	7.71	PK	Horizontal	EIRP
6	15924.300	34.84	-88.52	-53.68	**-47.00**	6.68	PK	Horizontal	EIRP

Note:
1. Level = Reading + Factor.
2. Factor = Antenna Factor + Cable Loss + Filter Factor - Preamp Gain + Site Loss Factor - 107.
3. Test setup: RBW: 1 MHz, VBW: 3 MHz, Sweep time: auto.

Test Date:	2025-01-24	**Tested By**:	Zhong Nan
EUT:	Table Wireless Speaker	**Model Number**:	EDF100092
Test Mode:	N20 5320MHz RX Mode	**Power Supply**:	AC 230V/50Hz
Condition:	Temp:23.0°C;Humi:42.7%	**Test Site**:	DDT 3# Chamber
File Path:	d:\ts\2024 report data\Q25011512-1E\CE ABOVE1G 5G\38		
Memo:	Sample Number:S25011512-001 Power Setting:NA		

Test Graph

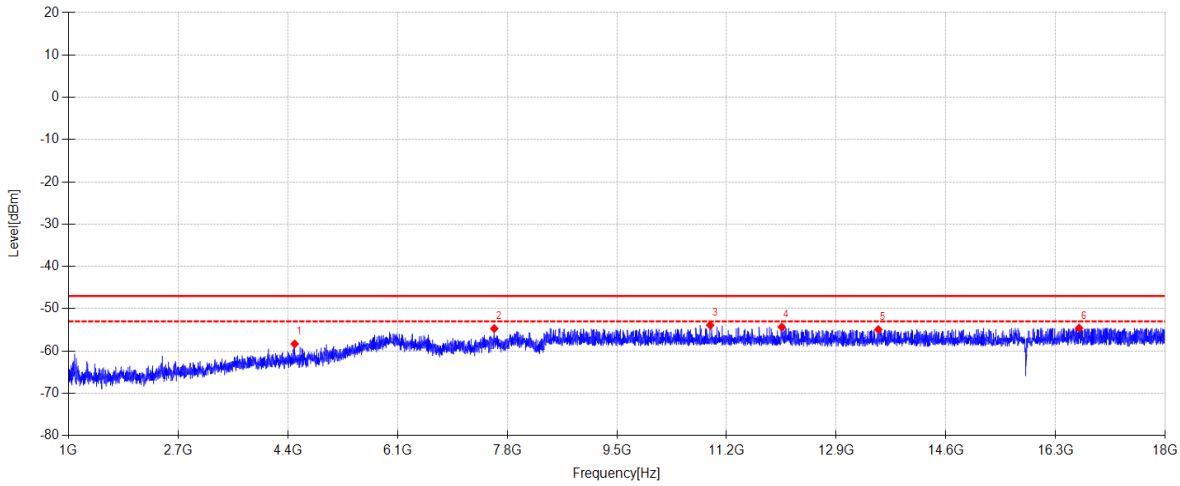

Data List

NO.	Freq. [MHz]	Reading [dBµV/m]	Factor [dB]	Level [dBm]	Limit [dBm]	Margin [dB]	Detector	Polarity	Type
1	4507.100	41.60	-99.92	-58.32	**-47.00**	11.32	PK	Vertical	EIRP
2	7599.400	39.18	-93.87	-54.69	**-47.00**	7.69	PK	Vertical	EIRP
3	10946.700	33.67	-87.56	-53.89	**-47.00**	6.89	PK	Vertical	EIRP
4	12055.100	33.82	-88.15	-54.33	**-47.00**	7.33	PK	Vertical	EIRP
5	13552.800	32.85	-87.78	-54.93	**-47.00**	7.93	PK	Vertical	EIRP
6	16663.800	34.01	-88.59	-54.58	**-47.00**	7.58	PK	Vertical	EIRP

Note:
1. Level = Reading + Factor.
2. Factor = Antenna Factor + Cable Loss + Filter Factor - Preamp Gain + Site Loss Factor - 107.
3. Test setup: RBW: 1 MHz, VBW: 3 MHz, Sweep time: auto.

Test Date:	2025-01-24	**Tested By**:	Zhong Nan
EUT:	Table Wireless Speaker	**Model Number**:	EDF100092
Test Mode:	N20 5500MHz RX Mode	**Power Supply**:	AC 230V/50Hz
Condition:	Temp:23.0°C;Humi:42.7%	**Test Site**:	DDT 3# Chamber
File Path:	d:\ts\2024 report data\Q25011512-1E\CE ABOVE1G 5G\35		
Memo:	Sample Number:S25011512-001 Power Setting:NA		

Test Graph

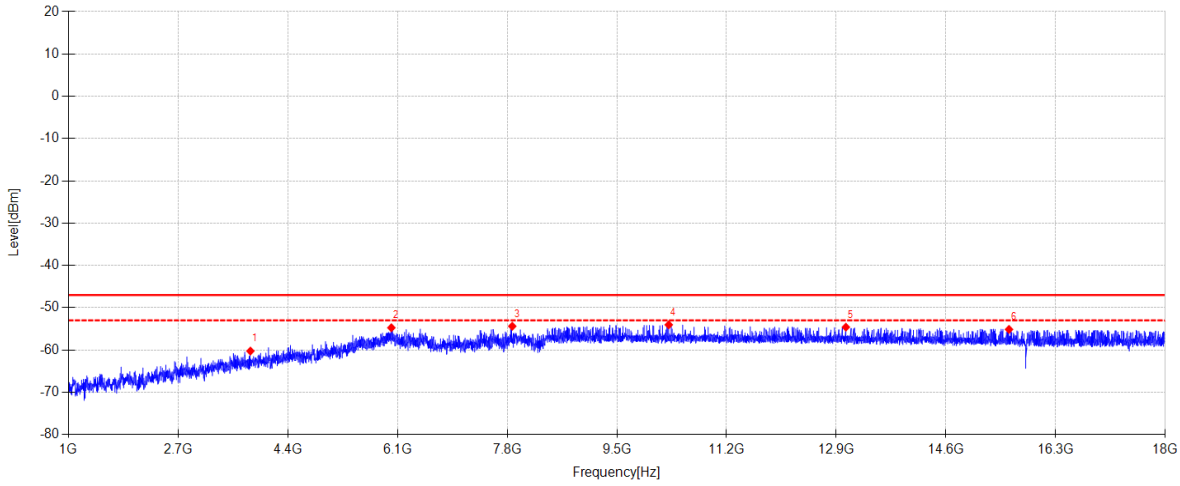

Data List

NO.	Freq. [MHz]	Reading [dBµV/m]	Factor [dB]	Level [dBm]	Limit [dBm]	Margin [dB]	Detector	Polarity	Type
1	3820.300	41.29	-101.53	-60.24	**-47.00**	13.24	PK	Horizontal	EIRP
2	6004.800	39.17	-93.90	-54.73	**-47.00**	7.73	PK	Horizontal	EIRP
3	7878.200	39.02	-93.40	-54.38	**-47.00**	7.38	PK	Horizontal	EIRP
4	10304.100	34.62	-88.65	-54.03	**-47.00**	7.03	PK	Horizontal	EIRP
5	13049.600	34.08	-88.67	-54.59	**-47.00**	7.59	PK	Horizontal	EIRP
6	15577.500	32.40	-87.52	-55.12	**-47.00**	8.12	PK	Horizontal	EIRP

Note:
1. Level = Reading + Factor.
2. Factor = Antenna Factor + Cable Loss + Filter Factor - Preamp Gain + Site Loss Factor - 107.
3. Test setup: RBW: 1 MHz, VBW: 3 MHz, Sweep time: auto.

Test Date:	2025-01-24	**Tested By**:	Zhong Nan
EUT:	Table Wireless Speaker	**Model Number**:	EDF100092
Test Mode:	N20 5500MHz RX Mode	**Power Supply**:	AC 230V/50Hz
Condition:	Temp:23.0°C;Humi:42.7%	**Test Site**:	DDT 3# Chamber
File Path:	d:\ts\2024 report data\Q25011512-1E\CE ABOVE1G 5G\36		
Memo:	Sample Number:S25011512-001 Power Setting:NA		

Test Graph

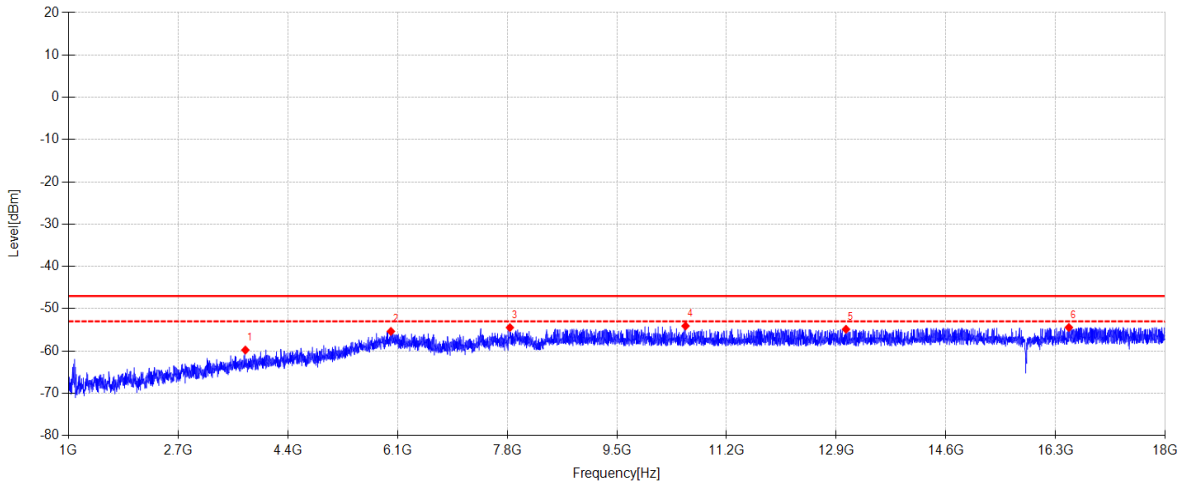

Data List

NO.	Freq. [MHz]	Reading [dBµV/m]	Factor [dB]	Level [dBm]	Limit [dBm]	Margin [dB]	Detector	Polarity	Type
1	3742.100	41.94	-101.71	-59.77	**-47.00**	12.77	PK	Vertical	EIRP
2	5998.000	38.52	-93.87	-55.35	**-47.00**	8.35	PK	Vertical	EIRP
3	7842.500	38.71	-93.16	-54.45	**-47.00**	7.45	PK	Vertical	EIRP
4	10564.200	34.09	-88.17	-54.08	**-47.00**	7.08	PK	Vertical	EIRP
5	13051.300	33.69	-88.55	-54.86	**-47.00**	7.86	PK	Vertical	EIRP
6	16505.700	34.44	-88.86	-54.42	**-47.00**	7.42	PK	Vertical	EIRP

Note:
1. Level = Reading + Factor.
2. Factor = Antenna Factor + Cable Loss + Filter Factor - Preamp Gain + Site Loss Factor - 107.
3. Test setup: RBW: 1 MHz, VBW: 3 MHz, Sweep time: auto.

Test Date:	2025-01-24	**Tested By**:	Zhong Nan
EUT:	Table Wireless Speaker	**Model Number**:	EDF100092
Test Mode:	N20 5600MHz RX Mode	**Power Supply**:	AC 230V/50Hz
Condition:	Temp:23.0°C;Humi:42.7%	**Test Site**:	DDT 3# Chamber
File Path:	d:\ts\2024 report data\Q25011512-1E\CE ABOVE1G 5G\33		
Memo:	Sample Number:S25011512-001 Power Setting:NA		

Test Graph

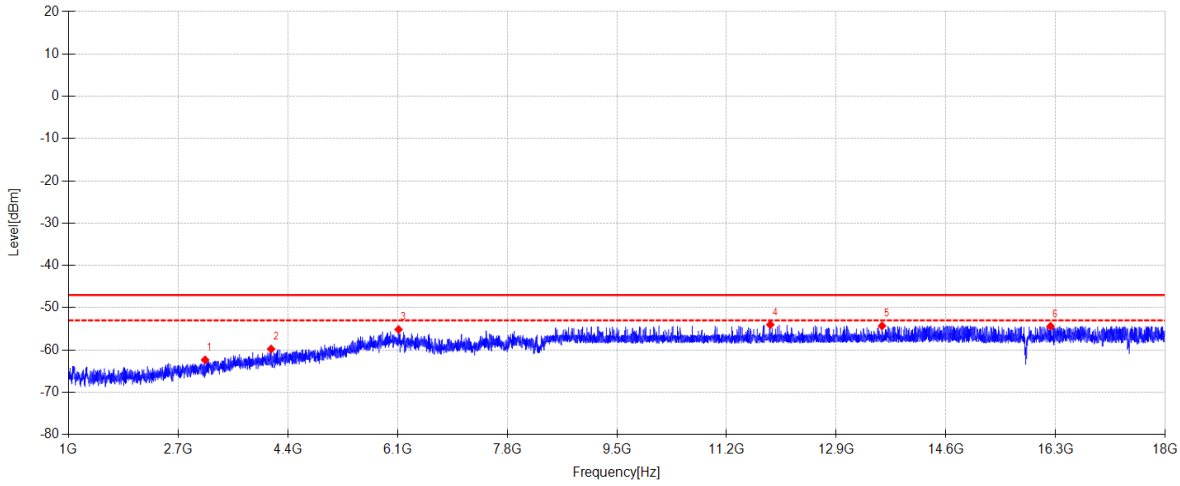

Data List

NO.	Freq. [MHz]	Reading [dBµV/m]	Factor [dB]	Level [dBm]	Limit [dBm]	Margin [dB]	Detector	Polarity	Type
1	3118.200	40.76	-103.10	-62.34	**-47.00**	15.34	PK	Horizontal	EIRP
2	4141.600	40.94	-100.71	-59.77	**-47.00**	12.77	PK	Horizontal	EIRP
3	6117.000	38.92	-94.07	-55.15	**-47.00**	8.15	PK	Horizontal	EIRP
4	11878.300	34.68	-88.68	-54.00	**-47.00**	7.00	PK	Horizontal	EIRP
5	13610.600	32.64	-86.93	-54.29	**-47.00**	7.29	PK	Horizontal	EIRP
6	16221.800	34.36	-88.75	-54.39	**-47.00**	7.39	PK	Horizontal	EIRP

Note:
1. Level = Reading + Factor.
2. Factor = Antenna Factor + Cable Loss + Filter Factor - Preamp Gain + Site Loss Factor - 107.
3. Test setup: RBW: 1 MHz, VBW: 3 MHz, Sweep time: auto.

Test Date:	2025-01-24	**Tested By**:	Zhong Nan
EUT:	Table Wireless Speaker	**Model Number**:	EDF100092
Test Mode:	N20 5600MHz RX Mode	**Power Supply**:	AC 230V/50Hz
Condition:	Temp:23.0°C;Humi:42.7%	**Test Site**:	DDT 3# Chamber
File Path:	d:\ts\2024 report data\Q25011512-1E\CE ABOVE1G 5G\34		
Memo:	Sample Number:S25011512-001 Power Setting:NA		

Test Graph

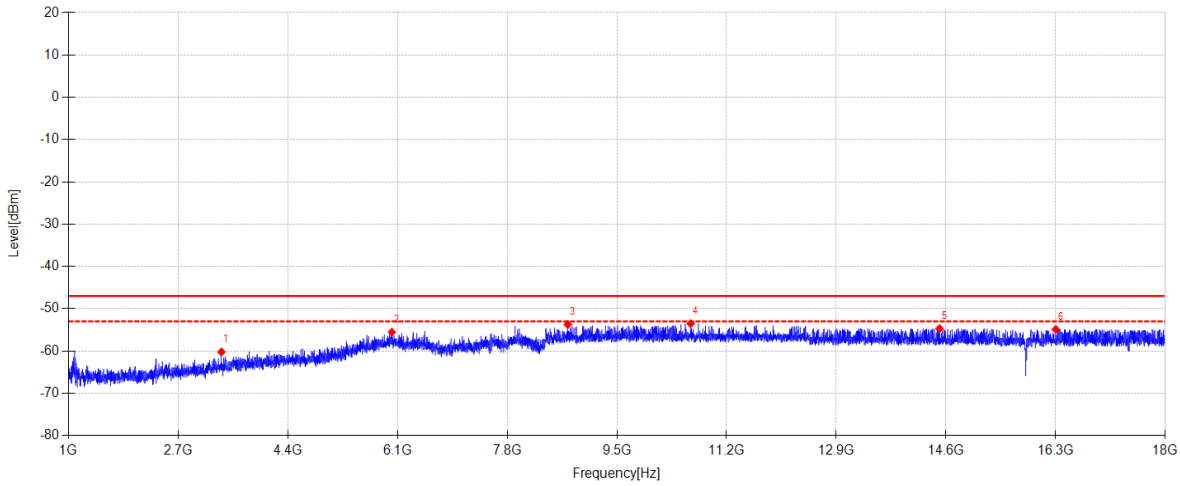

Data List

NO.	Freq. [MHz]	Reading [dBµV/m]	Factor [dB]	Level [dBm]	Limit [dBm]	Margin [dB]	Detector	Polarity	Type
1	3371.500	42.28	-102.50	-60.22	**-47.00**	13.22	PK	Vertical	EIRP
2	6013.300	38.35	-93.89	-55.54	**-47.00**	8.54	PK	Vertical	EIRP
3	8740.100	36.99	-90.70	-53.71	**-47.00**	6.71	PK	Vertical	EIRP
4	10644.100	34.50	-88.03	-53.53	**-47.00**	6.53	PK	Vertical	EIRP
5	14501.400	32.22	-86.92	-54.70	**-47.00**	7.70	PK	Vertical	EIRP
6	16303.400	34.31	-89.20	-54.89	**-47.00**	7.89	PK	Vertical	EIRP

Note:
1. Level = Reading + Factor.
2. Factor = Antenna Factor + Cable Loss + Filter Factor - Preamp Gain + Site Loss Factor - 107.
3. Test setup: RBW: 1 MHz, VBW: 3 MHz, Sweep time: auto.

Test Date:	2025-01-24	**Tested By**:	Zhong Nan
EUT:	Table Wireless Speaker	**Model Number**:	EDF100092
Test Mode:	N20 5700MHz RX Mode	**Power Supply**:	AC 230V/50Hz
Condition:	Temp:23.0°C;Humi:42.7%	**Test Site**:	DDT 3# Chamber
File Path:	d:\ts\2024 report data\Q25011512-1E\CE ABOVE1G 5G\31		
Memo:	Sample Number:S25011512-001 Power Setting:NA		

Test Graph

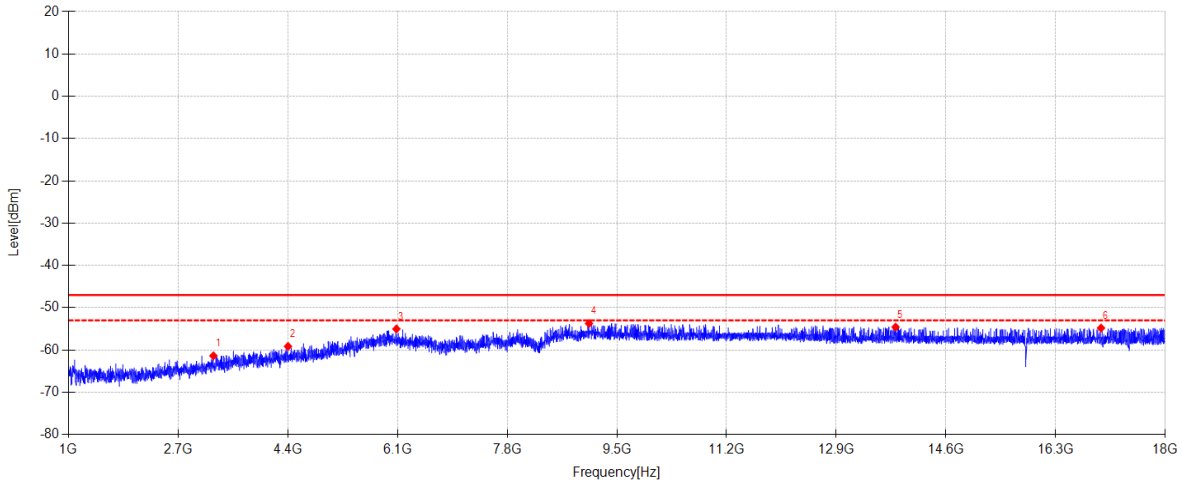

Data List

NO.	Freq. [MHz]	Reading [dBµV/m]	Factor [dB]	Level [dBm]	Limit [dBm]	Margin [dB]	Detector	Polarity	Type
1	3247.400	41.44	-102.81	-61.37	**-47.00**	14.37	PK	Horizontal	EIRP
2	4403.400	40.79	-99.94	-59.15	**-47.00**	12.15	PK	Horizontal	EIRP
3	6083.000	39.01	-94.02	-55.01	**-47.00**	8.01	PK	Horizontal	EIRP
4	9068.200	35.87	-89.59	-53.72	**-47.00**	6.72	PK	Horizontal	EIRP
5	13819.700	31.72	-86.29	-54.57	**-47.00**	7.57	PK	Horizontal	EIRP
6	17003.800	33.97	-88.77	-54.80	**-47.00**	7.80	PK	Horizontal	EIRP

Note:
1. Level = Reading + Factor.
2. Factor = Antenna Factor + Cable Loss + Filter Factor - Preamp Gain + Site Loss Factor - 107.
3. Test setup: RBW: 1 MHz, VBW: 3 MHz, Sweep time: auto.

Test Date:	2025-01-24	**Tested By**:	Zhong Nan
EUT:	Table Wireless Speaker	**Model Number**:	EDF100092
Test Mode:	N20 5700MHz RX Mode	**Power Supply**:	AC 230V/50Hz
Condition:	Temp:23.0°C;Humi:42.7%	**Test Site**:	DDT 3# Chamber
File Path:	d:\ts\2024 report data\Q25011512-1E\CE ABOVE1G 5G\32		
Memo:	Sample Number:S25011512-001 Power Setting:NA		

Test Graph

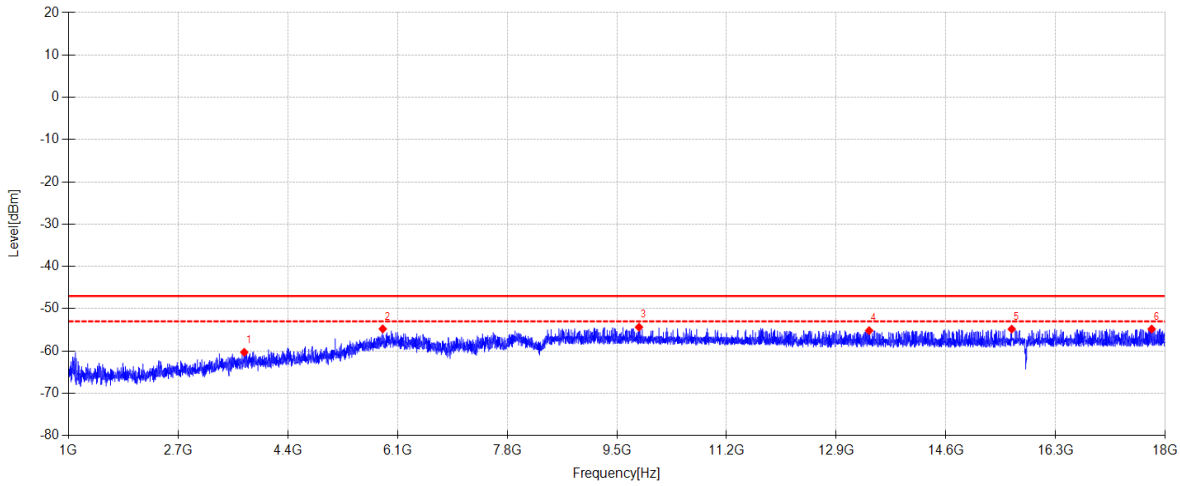

Data List

NO.	Freq. [MHz]	Reading [dBµV/m]	Factor [dB]	Level [dBm]	Limit [dBm]	Margin [dB]	Detector	Polarity	Type
1	3725.100	41.45	-101.74	-60.29	**-47.00**	13.29	PK	Vertical	EIRP
2	5872.200	39.71	-94.48	-54.77	**-47.00**	7.77	PK	Vertical	EIRP
3	9843.400	34.85	-89.21	-54.36	**-47.00**	7.36	PK	Vertical	EIRP
4	13410.000	32.83	-88.00	-55.17	**-47.00**	8.17	PK	Vertical	EIRP
5	15620.000	33.78	-88.60	-54.82	**-47.00**	7.82	PK	Vertical	EIRP
6	17789.200	27.94	-82.75	-54.81	**-47.00**	7.81	PK	Vertical	EIRP

Note:
1. Level = Reading + Factor.
2. Factor = Antenna Factor + Cable Loss + Filter Factor - Preamp Gain + Site Loss Factor - 107.
3. Test setup: RBW: 1 MHz, VBW: 3 MHz, Sweep time: auto.

9 Appendix A.7 : Receiver Blocking

Test Mode	Antenna	Frequency [MHz]	Pmin [dBm]	Wanted signal [dBm]	Frequency [MHz]	CW [dBm]	PER [%]	Limit [%]	Verdict
11N20SISO	Ant1	5180	-91	-85	4900	-53	0.00	≤10	PASS
			-91	-85	5000	-53	0.20	≤10	PASS
			-91	-85	5100	-59	0.10	≤10	PASS
			-91	-85	5975	-53	0.00	≤10	PASS
		5500	-90	-84	4900	-53	0.00	≤10	PASS
			-90	-84	5000	-53	0.00	≤10	PASS
			-90	-84	5100	-59	0.00	≤10	PASS
			-90	-84	5975	-53	0.00	≤10	PASS

11N20SISO_Ant1_5180

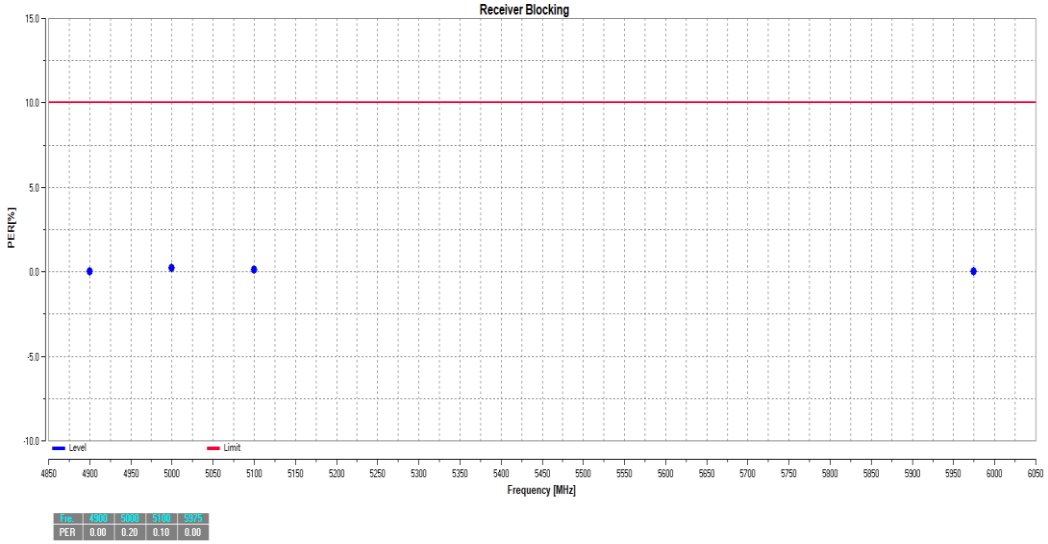

11N20SISO_Ant1_5500

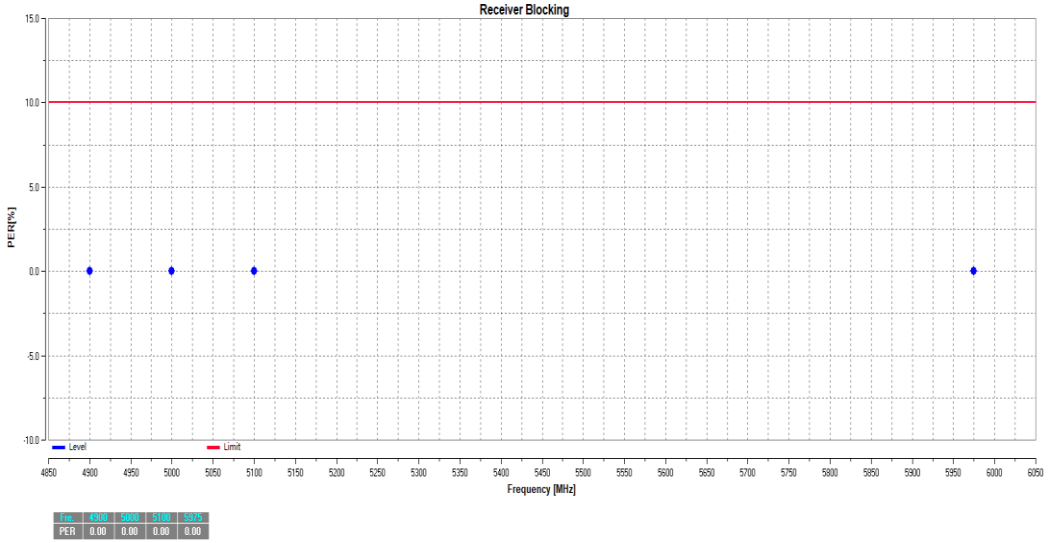

10 Appendix A.10 : Dynamic Frequency Selection (DFS)

DFS Operational mode: Slave without radar detection

Channel Shutdown

Test Mode	Frequency [MHz]	CCTT [ms]	Limit [ms]	CMT [ms]	Limit [ms]	Verdict
11N20SISO	5320	137.7	1000	1474.6	10000	PASS
	5500	134.46	1000	1393.3	10000	PASS

11N20SISO_5320

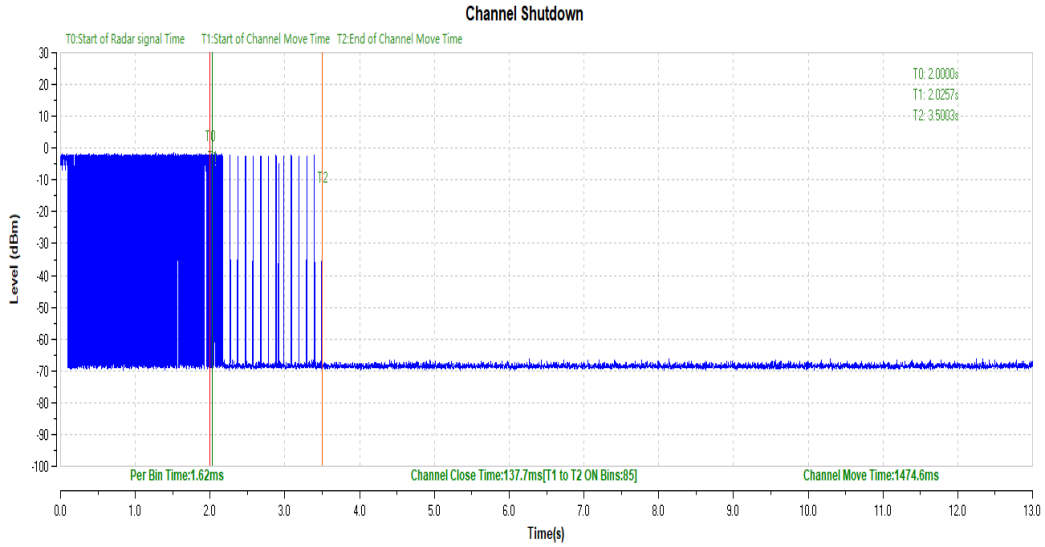

11N20SISO_5500

