TEST REPORT
ETSI EN 300 328 V2.2.2 (2019-07)

Report Reference No.....:	**HK2305242105-2ER**
Compiled by (position+printed name+signature)..:	Testing engineer Len Liao
Supervised by (position+printed name+signature)..:	Technique principal Sliver Wan
Approved by (position+printed name+signature)..:	Manager Jason Zhou
Date of issue.....:	2023/06/02

Testing Laboratory Name.....:	Shenzhen HUAK Testing Technology Co., Ltd.
Address.....:	1-2/F., Building B2, Junfeng Zhongcheng Zhizao Innovation Park, Heping, Fuhai Street, Bao'an District, Shenzhen, Guangdong, China

Applicant's name.....:	Shenzhen Cudy Technology Co., Ltd.
Address.....:	Room A606, Gaoxinqi Industrial Park, Liuxianyi Road, Baoan District, Shenzhen, China

Test specification ..... **:**	
Standard .....:	**ETSI EN 300 328 V2.2.2 (2019-07)**
TRF Originator.....:	Shenzhen HUAK Testing Technology Co., Ltd.
Master TRF.....:	Dated 2020-01

Shenzhen HUAK Testing Technology Co., Ltd. All rights reserved.

This publication may be reproduced in whole or in part for non-commercial purposes as long as the Shenzhen HUAK Testing Technology Co., Ltd. is acknowledged as copyright owner and source of the material. Shenzhen HUAK Testing Technology Co., Ltd. takes no responsibility for and will not assume liability for damages resulting from the reader's interpretation of the reproduced material due to its placement and context.

Test item description .....:	AC1200 Dual Band Wi-Fi Range Extender
Trade Mark .....:	cudy
Model/Type reference.....:	RE1200
List Model(s) .....:	RE400
Hardware Version.....:	1.0
Software Version .....:	1.15.21
Operation Frequency.....:	From 2412MHz to 2472MHz
Ratings.....:	AC 100-240V, 50/60Hz
Result.....:	**Pass**

The results shown in this test report refer only to the sample(s) tested unless otherwise stated and the sample(s) are retained for 30 days only. The document is issued by HUAK, this document cannot be reproduced except in full with our prior written permission. The more details and the authenticity of the report will be confirmed at http://www.cer-mark.com.

TEST REPORT

Test Report No. :	HK2305242105-2ER	2023/06/02 Date of issue

Equipment under Test	:	AC1200 Dual Band Wi-Fi Range Extender
Model/Type reference	:	RE1200
List Model(s)	:	RE400
Applicant	:	Shenzhen Cudy Technology Co., Ltd.
Address	:	Room A606, Gaoxinqi Industrial Park, Liuxianyi Road, Baoan District, Shenzhen, China
Manufacturer	:	Shenzhen Cudy Technology Co., Ltd.
Address	:	Room A606, Gaoxinqi Industrial Park, Liuxianyi Road, Baoan District, Shenzhen, China

Test Result:	**PASS**

The test report merely corresponds to the test sample.
It is not permitted to copy extracts of these test result without the written permission of the test laboratory.

The results shown in this test report refer only to the sample(s) tested unless otherwise stated and the sample(s) are retained for 30 days only. The document is issued by HUAK, this document cannot be reproduced except in full with our prior written permission. The more details and the authenticity of the report will be confirmed at http://www.cer-mark.com.

** Modified History **

Revision	Description	Issued Data	Remark
Revision 1.0	Initial Test Report Release	2022/01/13	Jason Zhou
Revision 2.0	Only change power port, no affect test. All test data were obtained from: HK2112295050-2ER.	2023/06/02	Jason Zhou

The results shown in this test report refer only to the sample(s) tested unless otherwise stated and the sample(s) are retained for 30 days only. The document is issued by HUAK, this document cannot be reproduced except in full with our prior written permission. The more details and the authenticity of the report will be confirmed at http://www.cer-mark.com.

TEL : +86-755 2302 9901 FAX : +86-755 2302 9901 E-mail : service@cer-mark.com
Add: 1-2F., Building B2, Junfeng Zhongcheng Zhizao Innovation Park, Heping Community, Fuhai Street, Bao'an District, Shenzhen, Guangdong, China

Contents

1. TEST STANDARDS 5

2. SUMMARY 6

2.1. General Remarks 6
2.2. Product Description 6
2.3. Equipment Under Test 7
2.4. Description of the Equipment under Test (EUT) 8
2.5. EUT Classification: 8
2.6. EUT configuration 9

3. TEST ENVIRONMENT 10

3.1. Information of the Test Laboratory 10
3.2. Environmental conditions 10
3.3. Test Description 10
3.4. Statement of the measurement uncertainty 12
3.5. Equipments Used during the Test 13

4. TEST CONDITIONS AND RESULTS 14

4.1. ETSI EN 300 328 REQUIREMENTS 14
4.1.1. RF Output Power 14
4.1.2. Duty Cycle,TX-sequence,TX-gap 17
4.1.3. Medium Utilisation (MU) factor 19
4.1.4. Power Spectral Density 20
4.1.5. Adaptivity (Adaptive equipment using modulations other than FHSS) 30
4.1.6. Occupied Channel Bandwidth 41
4.1.7. Transmitter unwanted emissions in the out-of-band domain 49
4.1.8. Transmitter unwanted emissions in the spurious domain 101
4.1.9. Receiver spurious emissions 105
4.1.10. Receiver Blocking 108
4.1.11. Geo-location capability 120

5. TEST SETUP PHOTOS OF THE EUT 121

6. EXTERNAL AND INTERNAL PHOTOS OF THE EUT 122

The results shown in this test report refer only to the sample(s) tested unless otherwise stated and the sample(s) are retained for 30 days only. The document is issued by HUAK, this document cannot be reproduced except in full with our prior written permission. The more details and the authenticity of the report will be confirmed at http://www.cer-mark.com.

1. TEST STANDARDS

The tests were performed according to following standards:

ETSI EN 300 328 V2.2.2 (2019-07) –Wideband transmission systems;Data transmission equipment operating in the 2,4 GHz ISM band and using wide band modulation techniques; Harmonised Standard covering the essential requirements of article 3.2 of Directive 2014/53/EU

The results shown in this test report refer only to the sample(s) tested unless otherwise stated and the sample(s) are retained for 30 days only. The document is issued by HUAK, this document cannot be reproduced except in full with our prior written permission. The more details and the authenticity of the report will be confirmed at http://www.cer-mark.com.

2. SUMMARY

2.1. General Remarks

Date of receipt of test sample	:	2021/12/29
Testing commenced on	:	2021/12/29
Testing concluded on	:	2022/01/13

2.2. Product Description

Name of EUT	AC1200 Dual Band Wi-Fi Range Extender
Model(s) Number	RE1200
List Models	RE400
Difference descrption	All model's the function, software and electric circuit are the same, only with a product color and model named different. Test sample model: RE1200.
Hardware version	1.0
Software version	1.15.21
Antenna Type	External Antenna
Antenna gain	1.0dBi

The results shown in this test report refer only to the sample(s) tested unless otherwise stated and the sample(s) are retained for 30 days only. The document is issued by HUAK, this document cannont be reproduced except in full with our prior written permission. The more details and the authenticity of the report will be confirmed at http://www.cer-mark.com.

2.3. Equipment Under Test

Power supply system utilised

Power supply voltage	:	○	230V / 50 Hz	○	120V / 60Hz
		○	12 V DC	○	24 V DC
		●	Other (specified in blank below)		

AC 100-240V, 50/60Hz

Description of the test mode

IEEE 802.11b/g/n: Thirteen channels are provided to the EUT.

Channel	Frequency(MHz)	Channel	Frequency(MHz)
1	2412	8	2447
2	2417	9	2452
3	2422	10	2457
4	2427	11	2462
5	2432	12	2467
6	2437	13	2472
7	2442		

The results shown in this test report refer only to the sample(s) tested unless otherwise stated and the sample(s) are retained for 30 days only. The document is issued by HUAK, this document cannot be reproduced except in full with our prior written permission. The more details and the authenticity of the report will be confirmed at http://www.cer-mark.com.

Test Frequency List

Modulation Type	Test Frequency					
	Low		Middle		High	
	Channel	Frequency (MHz)	Channel	Frequency (MHz)	Channel	Frequency (MHz)
802.11b	1	2412	7	2442	13	2472
802.11g	1	2412	7	2442	13	2472
802.11n HT20	1	2412	7	2442	13	2472
802.11n HT40	3	2422	7	2442	11	2462

2.4. Description of the Equipment under Test (EUT)

Reference documents:	802.11™ WLAN	
Special test descriptions:	None	
Configuration descriptions:	TX tests: performed at the lowest, the middle, and the highest channel	
	RX/Standby tests: WLAN test mode enabled, scan enabled, TX Idle	
Test mode:	☒ Special software is used. EUT is transmitting pseudo random data by itself	
802.11™ WLAN standard capabilities:	channel numbers:	☒ 802.11b:13; ☒ 802.11g:13; ☒ 802.11n HT20:13; ☒ 802.11n HT40:11
	channel separation:	5MHz
	used freq. range:	☒2412-2472MHz; ☒2422-2462MHz
	modulation types:	DSSS,OFDM
	Used Bandwidth:	☒20MHz; ☒40MHz

2.5. EUT Classification:

Type of equipment:	☒	stand alone equipment	
	☐	plug in radio equipment	
	☐	combined equipment	
Modulation types:	☒	Wide Band Modulation (None Hopping – e.g. DSSS, OFDM)	
	☐	Frequency Hopping Spread Spectrum (FHSS)	
Adaptive equipment:	☒	Yes, LBT-based	☐ Frame Based Equipment
			☒Load Based Equipment
	☐	Yes, non-LBT-based	
	☐	Yes (but can be disabled)	
	☐	No	
	☒	q value	N/A
	☐	COT value	
	☒	CCA value	18μs
Antennas and transmit operating modes:	☐	Operating mode 1 (single antenna)	
		Equipment with 1 antenna, Equipment with 2 diversity antennas operating in switched diversity mode by which at any moment in time only 1 antenna is used, Smart antenna system with 2 or more transmit/receive chains, but operating in a mode where only 1 transmit/receive chain is used)	
	☒	Operating mode 2 (multiple antennas, no beamforming)	
		Equipment operating in this mode contains a smart antenna system using two or more transmit/receive chains simultaneously but without beamforming.	
	☐	Operating mode 3 (multiple antennas, with beamforming)	
		Equipment operating in this mode contains a smart antenna system using two or more transmit/receive chains simultaneously with beamforming. In addition to the antenna assembly gain (G), the beamforming gain (Y) may have to be taken into account when performing the measurements.	

The results shown in this test report refer only to the sample(s) tested unless otherwise stated and the sample(s) are retained for 30 days only. The document is issued by HUAK, this document cannot be reproduced except in full with our prior written permission. The more details and the authenticity of the report will be confirmed at http://www.cer-mark.com.

2.6. EUT configuration

The following peripheral devices and interface cables were connected during the measurement:

● - supplied by the manufacturer

○ - supplied by the lab

○	Power Cable	Length (m) :	/
		Shield :	/
		Detachable :	/

●Adapter information

N/A

Modifications
No modifications were implemented to meet testing criteria.

The results shown in this test report refer only to the sample(s) tested unless otherwise stated and the sample(s) are retained for 30 days only. The document is issued by HUAK, this document cannot be reproduced except in full with our prior written permission. The more details and the authenticity of the report will be confirmed at http://www.cer-mark.com.

3. TEST ENVIRONMENT

3.1. Information of the Test Laboratory

Shenzhen HUAK Testing Technology Co., Ltd.
1-2/F., Building B2, Junfeng Zhongcheng Zhizao Innovation Park, Heping,
Fuhai Street, Bao'an District, Shenzhen, Guangdong, China

Testing Laboratory Authorization：
A2LA Accreditation Code is 4781.01.
FCC Designation Number is CN1229.
Canada IC CAB identifier is CN0045.
CNAS Registration Number is L9589.

3.2. Environmental conditions

During the measurement the environmental conditions were within the listed ranges:

Normal Temperature/NT: 25 °C
High Temperature/HT: 40℃
Low Temperature/LT: -10℃
Normal Voltage: AC 230V
High Voltage/HV: AC 253V
Low Voltage/LV: AC 207V
Relative Humidity: 55 %
Air Pressure: 989 hPa

3.3. Test Description

3.4.1 Main Terms

Verdict	Verdict of each test cases.
Test Case	Test cases identification number description in ETSI specification.

3.4.2 Terms used in Condition column

NTC Normal voltage, Normal Temperature
HTHV High voltage, High Temperature
LTHV High voltage, Low Temperature
HTLV Low voltage, High Temperature
LTLV Low voltage, Low Temperature

3.4.3 Terms used in Verdict column

Pass	This test cases has been tested, and EUT is conformant to the applied standards in the given frequency band.
Fail	This test cases has been tested, but EUT is not conformant to the applied standards in the given frequency band.
N/A	This test case is either not required/not applicable in the specified band or is not applicable according to the specific PICS/PIXIT for the EUT.
Inc	Test case result is ambiguous in the given frequency band.
Decl	Declaration is received from the client to demonstrate the conformity to the relevant specification in the given frequency band.
BR	This test cases is not tested in the given frequency band, but this testcases was tested with pass result for the initial model in the given frequency band.

The results shown in this test report refer only to the sample(s) tested unless otherwise stated and the sample(s) are retained for 30 days only. The document is issued by HUAK, this document cannot be reproduced except in full with our prior written permission. The more details and the authenticity of the report will be confirmed at http://www.cer-mark.com.

3.4.4 Sumarry of measurement results

☒ No deviations from the technical specifications were ascertained
☐ There were deviations from the technical specifications ascertained

Test Specification Clause	Test Case	Test Condition	Mode	Pass	Fail	N/A	NP	Remark
5.4.2	RF output power	NTC	802.11b 802.11g 802.11n HT20 802.11n HT40	☒	☐	☐	☐	
		LTNV		☒	☐	☐	☐	
		HTNV		☒	☐	☐	☐	
5.4.3	Power Spectral Density	NTC	802.11b 802.11g 802.11n HT20 802.11n HT40	☒	☐	☐	☐	
5.4.2	Duty Cycle, Tx-sequence, Tx-gap	NTC	802.11b 802.11g 802.11n HT20 802.11n HT40	☐	☐	☒	☐	
5.4.2	Medium Utilisation (MU) factor	NTC	802.11b 802.11g 802.11n HT20 802.11n HT40	☐	☐	☒	☐	
5.4.6	Adaptivity (adaptive equipment using modulations other than FHSS)	NTC	802.11b 802.11g 802.11n HT20 802.11n HT40	☒	☐	☐	☐	
5.4.7	Occupied Channel Bandwidth	NTC	802.11b 802.11g 802.11n HT20 802.11n HT40	☒	☐	☐	☐	
5.3.8	Transmitter unwanted emissions in the out-of-band domain	NTC	802.11b 802.11g 802.11n HT20 802.11n HT40	☒	☐	☐	☐	
		LTNV		☐	☐	☒	☐	
		HTNV		☐	☐	☒	☐	
5.3.9	Transmitter unwanted emissions in the spurious domain (conducted & radiated)	NTC	802.11b 802.11g 802.11n HT20 802.11n HT40	☒	☐	☐	☐	
5.3.10	Receiver spurious emissions (conducted & radiated)	NTC	802.11b 802.11g 802.11n HT20 802.11n HT40	☒	☐	☐	☐	
5.3.11	Receiver Blocking	NTC	802.11b 802.11g 802.11n HT20 802.11n HT40	☒	☐	☐	☐	

Remark: The measurement uncertainty is not included in the test result.

Preliminary tests were performed in different data rate to find the worst radiated emission. The data rate shown in the table below is the worst-case rate with respect to the specific test item. Investigation has been done on all the possible configurations for searching the worst cases. The following table is a list of the test modes shown in this test report.

The results shown in this report refer only to the sample(s) tested unless otherwise stated and the sample(s) are retained for 30 days only. The document is issued by HUAK, this document cannot be reproduced except in full with our prior written permission. The more details and the authenticity of the report will be confirmed at http://www.cer-mark.com.

Mode	Data Rate
11b/CCK	1 Mbps
11g/OFDM	6 Mbps
11n HT20/OFDM	6.5 Mbps
11n HT40/OFDM	13.5 Mbps

3.4. Statement of the measurement uncertainty

The data and results referenced in this document are true and accurate. The reader is cautioned that there may be errors within the calibration limits of the equipment and facilities. The measurement uncertainty was calculated for all measurements listed in this test report acc. to TR-100028-01" Electromagnetic compatibility and Radio spectrum Matters (ERM);Uncertainties in the measurement of mobile radio equipment characteristics;Part 1" and TR-100028-02 "Electromagnetic compatibility and Radio spectrum Matters (ERM);Uncertainties in the measurement of mobile radio equipment characteristics;Part 2 " and is documented in the Shenzhen HUAK Testing Technology Co., Ltd. quality system acc. to DIN EN ISO/IEC 17025. Furthermore, component and process variability of devices similar to that tested may result in additional deviation. The manufacturer has the sole responsibility of continued compliance of the device.
Hereafter the best measurement capability for Shenzhen HUAK Testing Technology Co., Ltd. is reported:

No.	Item	Uncertainty
1	Occupied Channel Bandwidth	±3.6dB
2	RF power, conducted	±0.16dB
3	Power Spectral Density, conducted	±1.3dB
4	Unwanted Emissions, conducted	±1.3dB
5	All emissions, radiated	±4.7dB
6	Temperature	±0.5°C
7	Humidity	±2%
8	DC and low frequency voltages	±1.5%
9	Time	±1.0%
10	Duty Cycle	±3.0%

The results shown in this test report refer only to the sample(s) tested unless otherwise stated and the sample(s) are retained for 30 days only. The document is issued by HUAK, this document cannot be reproduced except in full with our prior written permission. The more details and the authenticity of the report will be confirmed at http://www.cer-mark.com.

3.5. Equipments Used during the Test

RF output power & PSD & OOB & OBW & Hoping & Duty Cycle, Tx-sequence, Tx-gap & Adaptively&Blocking						
Item	Test Equipment	Manufacturer	Model No.	Serial No.	Calibration Date	Calibration Due Date
1	Spectrum analyzer	Agilent	N9020A	HKE-048	2021/12/09	2022/12/08
2	Signal generator	Agilent	83630A	HKE-028	2021/12/09	2022/12/08
3	Signal generator	Agilent	N5182A	HKE-029	2021/12/09	2022/12/08
4	RF automatic control unit	Tonscend	JS0806-2	HKE-060	2021/12/09	2022/12/08

Transmitter spurious emissions & Receiver spurious emissions						
Item	Test Equipment	Manufacturer	Model No.	Serial No.	Calibration Date	Calibration Due Date
1	Broadband antenna	Schwarzbeck	VULB 9163	HKE-012	2021/12/09	2022/12/08
2	Horn antenna	Schwarzbeck	9120D	HKE-013	2021/12/09	2022/12/08
3	Receiver	R&S	ESR-7	HKE-010	2021/12/09	2022/12/08
4	Position controller	Taiwan MF	MF7802	HKE-011	2021/12/09	2022/12/08
5	Preamplifier	EMCI	EMC051845SE	HKE-015	2021/12/09	2022/12/08
6	Preamplifier	Agilent	83051A	HKE-016	2021/12/09	2022/12/08
7	High pass filter unit	Tonscend	JS0806-F	HKE-055	2021/12/09	2022/12/08
8	Spectrum analyzer	Agilent	N9020A	HKE-048	2021/12/09	2022/12/08

The calibration interval is 1 year.

The results shown in this test report refer only to the sample(s) tested unless otherwise stated and the sample(s) are retained for 30 days only. The document is issued by HUAK, this document cannot be reproduced except in full with our prior written permission. The more details and the authenticity of the report will be confirmed at http://www.cer-mark.com.

4. TEST CONDITIONS AND RESULTS

4.1. ETSI EN 300 328 REQUIREMENTS

4.1.1. RF Output Power

LIMIT

According to ETSI EN 300 328 V2.2.2 §4.3.2.2.3,
For adaptive equipment using wide band modulations other than FHSS, the maximum RF output power shall be 20 dBm.
The maximum RF output power for non-adaptive equipment shall be declared by the supplier and shall not exceed 20 dBm. See clause 5.4.1 m). For non-adaptive equipment using wide band modulations other than FHSS, the maximum RF output power shall be equal to or less than the value declared by the supplier.
This limit shall apply for any combination of power level and intended antenna assembly.

TEST CONFIGURATION

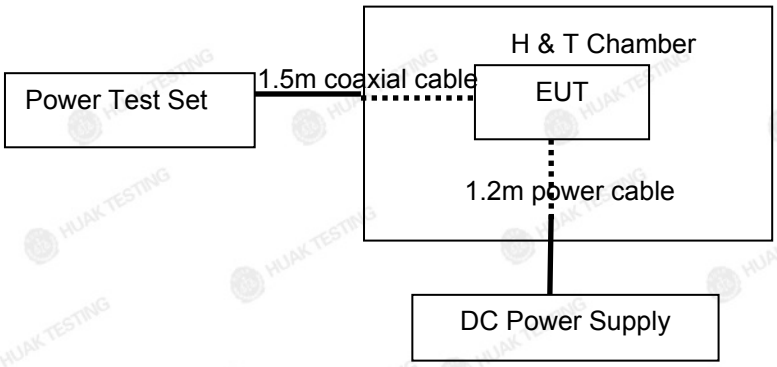

TEST PROCEDURE

According to ETSI EN 300 328 V2.2.2(2019-07) §5.4.2.2.1.1, conducted method.

EUT DESCRIPTION:

Mode:	☒802.11b	☒802.11g	☒802.11n HT20	☒802.11n HT40
Test Channel	☒2412MHz ☒2442MHz ☒2472MHz	☒2412MHz ☒2442MHz ☒2472MHz	☒2412MHz ☒2442MHz ☒2472MHz	☒2422MHz ☒2442MHz ☒2462MHz
Bandwidth	☒20MHz ☐40MHz	☒20MHz ☐40MHz	☒20MHz ☐40MHz	☐20MHz ☒40MHz
Modulation Type	☒DSSS ☐OFDM	☐DSSS ☒OFDM	☐DSSS ☒OFDM	☐DSSS ☒OFDM
Channel Separation	☒5MHz	☒5MHz	☒5MHz	☒5MHz

MEASUREMENT DESCRIPTION

Instrument:	Power Meter measuring burst Power(RMS) of a least 10 packets	
Performed:	☒	Conducted
	☐	Radiated (only if no conducted sample is provided)

The results shown in this test report refer only to the sample(s) tested unless otherwise stated and the sample(s) are retained for 30 days only. The document is issued by HUAK, this document cannot be reproduced except in full with our prior written permission. The more details and the authenticity of the report will be confirmed at http://www.cer-mark.com.

TEST RESULTS

802.11b (1Mbps) Mode

Channel	Test Condition	Bursts	Ant 1	Ant 2	Mimo	Limit (dBm)	Test Result
Low	NTC	15	19.53	19.61	/	20	Compliant
	LT/NV	15	19.40	19.54	/	20	Compliant
	HT/NV	15	19.38	19.30	/	20	Compliant
Middle	NTC	15	19.42	19.60	/	20	Compliant
	LT/NV	15	19.70	19.61	/	20	Compliant
	HT/NV	15	19.28	19.60	/	20	Compliant
High	NTC	15	19.67	19.63	/	20	Compliant
	LT/NV	15	19.61	19.47	/	20	Compliant
	HT/NV	15	19.51	19.40	/	20	Compliant

802.11g (6Mbps) Mode

Channel	Test Condition	Bursts	Ant 1	Ant 2	Mimo	Limit (dBm)	Test Result
Low	NTC	15	19.21	19.34	/	20	Compliant
	LT/NV	15	18.90	19.26	/	20	Compliant
	HT/NV	15	19.12	19.09	/	20	Compliant
Middle	NTC	15	19.00	19.17	/	20	Compliant
	LT/NV	15	19.15	19.05	/	20	Compliant
	HT/NV	15	19.05	19.10	/	20	Compliant
High	NTC	15	19.05	19.19	/	20	Compliant
	LT/NV	15	19.08	19.04	/	20	Compliant
	HT/NV	15	19.37	19.06	/	20	Compliant

802.11n HT-20 (6.5Mbps) Mode

Channel	Test Condition	Bursts	Ant 1	Ant 2	Mimo	Limit (dBm)	Test Result
Low	NTC	15	16.74	16.67	19.72	20	Compliant
	LT/NV	15	16.47	16.59	19.54	20	Compliant
	HT/NV	15	16.49	16.68	19.60	20	Compliant
Middle	NTC	15	16.58	16.22	19.41	20	Compliant
	LT/NV	15	16.52	16.52	19.53	20	Compliant
	HT/NV	15	16.67	16.46	19.58	20	Compliant
High	NTC	15	16.32	16.52	19.43	20	Compliant
	LT/NV	15	16.81	16.60	19.72	20	Compliant
	HT/NV	15	16.63	16.40	19.53	20	Compliant

The results shown in this test report refer only to the sample(s) tested unless otherwise stated and the sample(s) are retained for 30 days only. The document is issued by HUAK, this document cannot be reproduced except in full with our prior written permission. The more details and the authenticity of the report will be confirmed at http://www.cer-mark.com.

802.11n HT-40 (13.5Mbps) Mode

Channel	Test Condition	Bursts	Ant 1	Ant 2	Mimo	Limit (dBm)	Test Result
Low	NTC	15	16.39	16.48	19.45	20	Compliant
	LT/NV	15	16.31	16.48	19.41	20	Compliant
	HT/NV	15	16.33	16.34	19.35	20	Compliant
Middle	NTC	15	16.21	16.52	19.38	20	Compliant
	LT/NV	15	16.34	16.31	19.34	20	Compliant
	HT/NV	15	16.17	15.95	19.07	20	Compliant
High	NTC	15	16.00	16.44	19.24	20	Compliant
	LT/NV	15	16.16	16.54	19.36	20	Compliant
	HT/NV	15	16.28	16.56	19.43	20	Compliant

Note: 1. Cable loss and antenna gain was combined in the calculated result.

The results shown in this test report refer only to the sample(s) tested unless otherwise stated and the sample(s) are retained for 30 days only. The document is issued by HUAK, this document cannot be reproduced except in full with our prior written permission. The more details and the authenticity of the report will be confirmed at http://www.cer-mark.com.

4.1.2. Duty Cycle,TX-sequence,TX-gap

LIMIT

ETSI EN 300 328 (V2.2.2) Sub-clause 4.3.2.4.3
The Duty Cycle shall be equal to or less than the maximum value declared by the manufacturer.
The Tx-sequence time shall be equal to or less than 10 ms. The minimum Tx-gap time following a Tx-sequence shall be equal to the duration of that proceeding Tx-sequence with a minimum of 3,5 ms.

TEST PROCEDURE

Please refer to ETSI EN 300 328 (V2.2.2) Sub-clause 5.4.2.2.1.3
For systems using wide band modulations other than FHSS, the measurement shall be performed at the lowest, the middle, and the highest channel on which the equipment can operate. These frequencies shall be recorded.
The test procedure, which shall only be performed for non-adaptive systems and only to be performed at normal environmental conditions, shall be as follows:
Step 1:
• Use the same stored measurement samples from the procedure described in clause 5.4.2.2.1.2.
• The start and stop times are defined as the points where the power is at least 30 dB below the highest value of the stored samples. In case of insufficient dynamic range, the value of 30 dB may need to be reduced appropriately.
Step 2:
• Between the saved start and stop times of each individual burst, calculate the TxOn time. Save these TxOn values.
Step 3:
• Duty Cycle (DC) is the sum of all TxOn times between the end of the first gap (which is the start of the first burst within the observation period) and the start of the last burst (within this observation period) divided by the observation period. The observation period is defined in clause 4.3.1.3.2 or clause 4.3.2.4.2.
Step 4:
• For equipment using blacklisting, the TxOn time measured for a single (and active) hopping frequency shall be multiplied by the number of blacklisted frequencies. This value shall be added to the sum calculated in step 3 above. If the number of blacklisted frequencies cannot be determined, the minimum number of hopping frequencies (N) as defined in clause 4.3.1.4.3 shall be assumed.
• The calculated value for Duty Cycle (DC) shall be recorded in the test report. This value shall be equal to or less than the maximum value declared by the manufacturer.
Step 5:
• Use the same stored measurement samples from the procedure described in clause 5.4.2.2.1.2.
• Identify any TxOff time that is equal to or greater than the minimum Tx-gap time as defined in clause 4.3.1.3.3 or clause 4.3.2.4.3. These are the potential valid gap times to be further considered in this procedure.
• Starting from the second identified gap, calculate the time from the start of this gap to the end of the preceding gap. This time is the Tx-sequence time for this transmission. Repeat this procedure until the last identified gap within the observation period is reached.
• A combination of consecutive Tx-sequence times and Tx-gap times followed by a Tx-gap time, which is at least as long as the duration of this combination, may be considered as a single Tx-sequence time and in which case it shall comply with the limits defined in clause 4.3.1.3.3 or clause 4.3.2.4.3.
• It shall be noted in the test report whether the UUT complies with the limits for the maximum Tx-sequence time and minimum Tx-gap time as defined in clause 4.3.1.3.3 or clause 4.3.2.4.3.

EUT DESCRIPTION:

Mode:	☒802.11b	☒802.11g	☒802.11n HT20	☒802.11n HT40
Test Channel	☒2412MHz ☒2442MHz ☒2472MHz	☒2412MHz ☒2442MHz ☒2472MHz	☒2412MHz ☒2442MHz ☒2472MHz	☒2422MHz ☒2442MHz ☒2462MHz
Bandwidth	☒20MHz ☐40MHz	☒20MHz ☐40MHz	☒20MHz ☐40MHz	☐20MHz ☒40MHz
Modulation Type	☒DSSS ☐OFDM	☐DSSS ☒OFDM	☐DSSS ☒OFDM	☐DSSS ☒OFDM
Channel Separation	☒5MHz	☒5MHz	☒5MHz	☒5MHz

The results shown in this test report refer only to the sample(s) tested unless otherwise stated and the sample(s) are retained for 30 days only. The document is issued by HUAK, this document cannot be reproduced except in full with our prior written permission. The more details and the authenticity of the report will be confirmed at http://www.cer-mark.com.

MEASUREMENT DESCRIPTION

Instrument:	Power Meter measuring average burst Power of a least 10 packets	
Performed:	☒	Conducted
	☐	Radiated (only if no conducted sample is provided)

TEST RESULTS

Not Applicable

The results shown in this test report refer only to the sample(s) tested unless otherwise stated and the sample(s) are retained for 30 days only. The document is issued by HUAK, this document cannot be reproduced except in full with our prior written permission. The more details and the authenticity of the report will be confirmed at http://www.cer-mark.com.

TEL : +86-755 2302 9901 FAX : +86-755 2302 9901 E-mail : service@cer-mark.com
Add: 1-2F., Building B2, Junfeng Zhongcheng Zhizao Innovation Park, Heping Community, Fuhai Street, Bao'an District, Shenzhen, Guangdong, China

4.1.3. Medium Utilisation (MU) factor

LIMIT

ETSI EN 300 328 V2.2.2(2019-07) Sub-clause 4.3.2.5.3
For non-adaptive equipment using wide band modulations other than FHSS, the maximum Medium Utilization factor shall be 10 %.
This requirement does not apply to adaptive equipment unless operating in a non-adaptive mode. In addition, this requirement does not apply for equipment with a maximum declared RF Output power level of less than 10 dBm e.i.r.p. or for equipment when operating in a mode where the RF Output power is less than 10 dBm e.i.r.p.

TEST PROCEDURE

Please refer to ETSI EN 300 328 V2.2.2(2019-07) Sub-clause 5.4.2.2.1.4
Step 1:
• Use the same stored measurement samples from the procedure described in clause 5.4.2.2.1.2.
Step 2:
• For each burst calculate the product of (Pburst / 100 mW) and the TxOn time. Pburst is expressed in mW. TxOn time is expressed in ms.
Step 3:
• Medium Utilization is the sum of all these products divided by the observation period (expressed in ms) which is defined in clause 4.3.1.3.2 or clause 4.3.2.4.2. This value, which shall comply with the limit given in clause 4.3.1.6.3 or clause 4.3.2.5.3, shall be recorded in the test report.
If operation without blacklisted frequencies is not possible, the power of the bursts on blacklisted hopping frequencies (for the calculation of the Medium Utilization) is assumed to be equal to the average value of the RMS power of the bursts on all active hopping frequencies.

EUT DESCRIPTION:

Mode:	☒802.11b	☒802.11g	☒802.11n HT20	☒802.11n HT40
Test Channel	☒2412MHz ☒2442MHz ☒2472MHz	☒2412MHz ☒2442MHz ☒2472MHz	☒2412MHz ☒2442MHz ☒2472MHz	☒2422MHz ☒2442MHz ☒2462MHz
Bandwidth	☒20MHz ☐40MHz	☒20MHz ☐40MHz	☒20MHz ☐40MHz	☐20MHz ☒40MHz
Modulation Type	☒DSSS ☐OFDM	☐DSSS ☒OFDM	☐DSSS ☒OFDM	☐DSSS ☒OFDM
Channel Separation	☒5MHz	☒5MHz	☒5MHz	☒5MHz

MEASUREMENT DESCRIPTION

Instrument:	Power Meter measuring average burst Power of a least 10 packets	
Performed:	☒	Conducted
	☐	Radiated (only if no conducted sample is provided)

TEST RESULTS

Not Applicable

The results shown in this test report refer only to the sample(s) tested unless otherwise stated and the sample(s) are retained for 30 days only. The document is issued by HUAK, this document cannot be reproduced except in full with our prior written permission. The more details and the authenticity of the report will be confirmed at http://www.cer-mark.com.

4.1.4. Power Spectral Density

LIMIT

According to ETSI EN 300 328 V2.2.2(2019-07) §4.3.2.3.3,
For equipment using wide band modulations other than FHSS, the maximum Power Spectral Density is limited to 10dBm/MHz.
These measurements shall only be performed at normal test conditions.

TEST CONFIGURATION

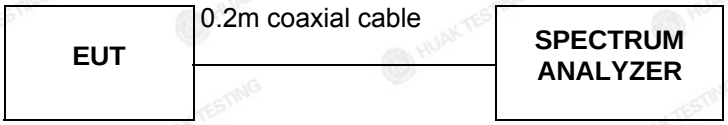

TEST PROCEDURE
According to ETSI EN 300 328 V2.2.2(2019-07) §5.4.3.2.1, conducted method.
The test procedure shall be as follows:
Step 1:
Connect the UUT to the spectrum analyzer and use the following settings:
• Start Frequency: 2 400 MHz
• Stop Frequency: 2 483.5 MHz
• Resolution BW: 10 kHz
• Video BW: 30 kHz
• Sweep Points: > 8 350
NOTE: For spectrum analyzers not supporting this number of sweep points, the frequency band may be segmented.
• Detector: RMS
• Trace Mode: Max Hold
• Sweep time: 10 s; the sweep time may be increased further until a value where the sweep time has no impact on the RMS value of the signal
For non-continuous signals, wait for the trace to be completed. Save the (trace) data set to a file.
Step 2:
For conducted measurements on smart antenna systems using either operating mode 2 or operating mode 3 (see clause 5.1.3.2), repeat the measurement for each of the transmit ports. For each sampling point (frequency domain), add up the coincident power values (in mW) for the different transmit chains and use this as the new data set.
Step 3:
Add up the values for power for all the samples in the file using the formula below.

$$P_{Sum} = \sum_{n=1}^{k} P_{sample}(n)$$

with 'k' being the total number of samples and 'n' the actual sample number

Step 4:
Normalize the individual values for power (in dBm) so that the sum is equal to the RF Output Power (e.i.r.p.) measured in clause 5.3.2 and save the corrected data. The following formulas can be used:

$$C_{Corr} = P_{Sum} - P_{e.i.r.p.}$$

$$P_{Samplecorr}(n) = P_{Sample}(n) - C_{Corr}$$

with 'n' being the actual sample number

Step 5:
Starting from the first sample PSamplecorr(n) (lowest frequency), add up the power (in mW) of the following samples representing a 1 MHz segment and record the results for power and position (i.e. sample #1 to sample #100). This is the Power Spectral Density (e.i.r.p.) for the first 1 MHz segment which shall be recorded.
Step 6:
Shift the start point of the samples added up in step 5 by 1 sample and repeat the procedure in step 5 (i.e. sample #2 to #101).
Step 7:

The results shown in this test report refer only to the sample(s) tested unless otherwise stated and the sample(s) are retained for 30 days only. The document is issued by HUAK, this document cannot be reproduced except in full with our prior written permission. The more details and the authenticity of the report will be confirmed at http://www.cer-mark.com.

Repeat step 6 until the end of the data set and record the Power Spectral Density values for each of the 1 MHz segments. From all the recorded results, the highest value is the maximum Power Spectral Density for the UUT. This value, which shall comply with the limit given in clause 4.3.2.3.3, shall be recorded in the test report.

EUT DESCRIPTION:

Mode:	☒802.11b	☒802.11g	☒802.11n HT20	☒802.11n HT40
Test Channel	☒2412MHz ☒2442MHz ☒2472MHz	☒2412MHz ☒2442MHz ☒2472MHz	☒2412MHz ☒2442MHz ☒2472MHz	☒2422MHz ☒2442MHz ☒2462MHz
Bandwidth	☒20MHz ☐40MHz	☒20MHz ☐40MHz	☒20MHz ☐40MHz	☐20MHz ☒40MHz
Modulation Type	☒DSSS ☐OFDM	☐DSSS ☒OFDM	☐DSSS ☒OFDM	☐DSSS ☒OFDM
Channel Separation	☒5MHz	☒5MHz	☒5MHz	☒5MHz

MEASUREMENT DESCRIPTION

Instrument:	Spectrum Analyzer	
Detector:	RMS	
Sweep time:	10S	
Video bandwidth:	30KHz	
Resolution bandwidth:	10KHz	
Span:	83.5MHz	
Frequency range	2400-2483.5MHz	
Sweep Points	15000	
Performed:	☒	Conducted
	☐	Radiated (only if no conducted sample is provided)

TEST RESULTS

Test mode	Spatial streams	Channel frequency(MHz)	Power Density (dBm/MHz)			Limit (dBm/MHz)
			Ant 1	Ant 2	Mimo	
802.11b 1Mbps	1	Low	6.43	3.96	/	10
	1	Middle	6.59	6.35	/	10
	1	High	6.43	6.14	/	10
802.11g 6Mbps	1	Low	4.13	4.04	/	10
	1	Middle	4.09	4.08	/	10
	1	High	4.24	3.99	/	10
802.11n HT-20 6.5Mbps	1	Low	4.30	4.21	7.27	10
	1	Middle	4.64	4.23	7.45	10
	1	High	4.35	4.13	7.25	10
802.11n HT-40 13.5Mbps	1	Low	1.36	1.56	4.47	10
	1	Middle	1.16	1.67	4.43	10
	1	High	1.47	1.27	4.38	10

The results shown in this test report refer only to the sample(s) tested unless otherwise stated and the sample(s) are retained for 30 days only. The document is issued by HUAK, this document cannot be reproduced except in full with our prior written permission. The more details and the authenticity of the report will be confirmed at http://www.cer-mark.com.

Ant 1

802.11b 2412

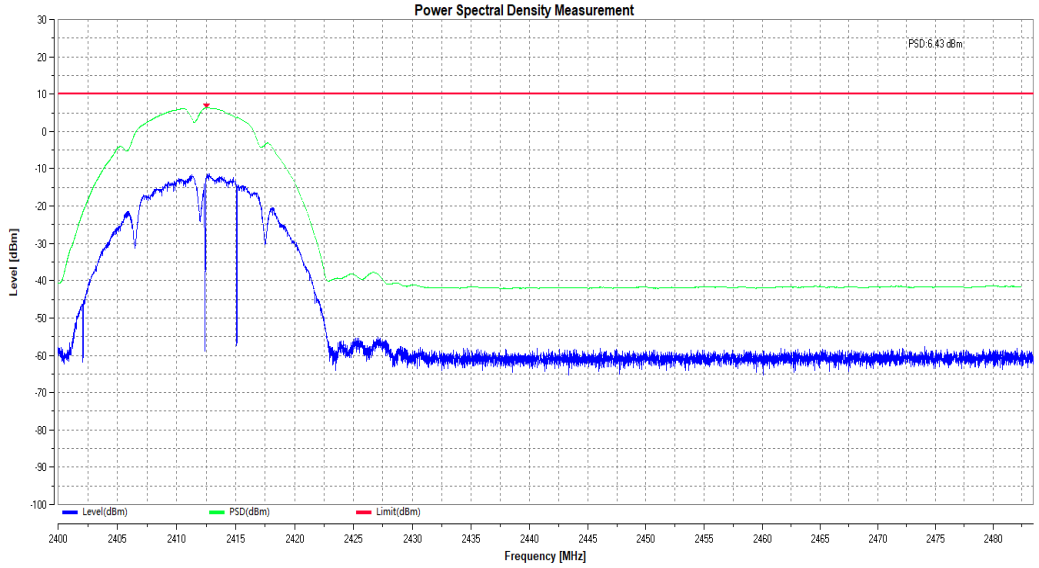

802.11b 2442

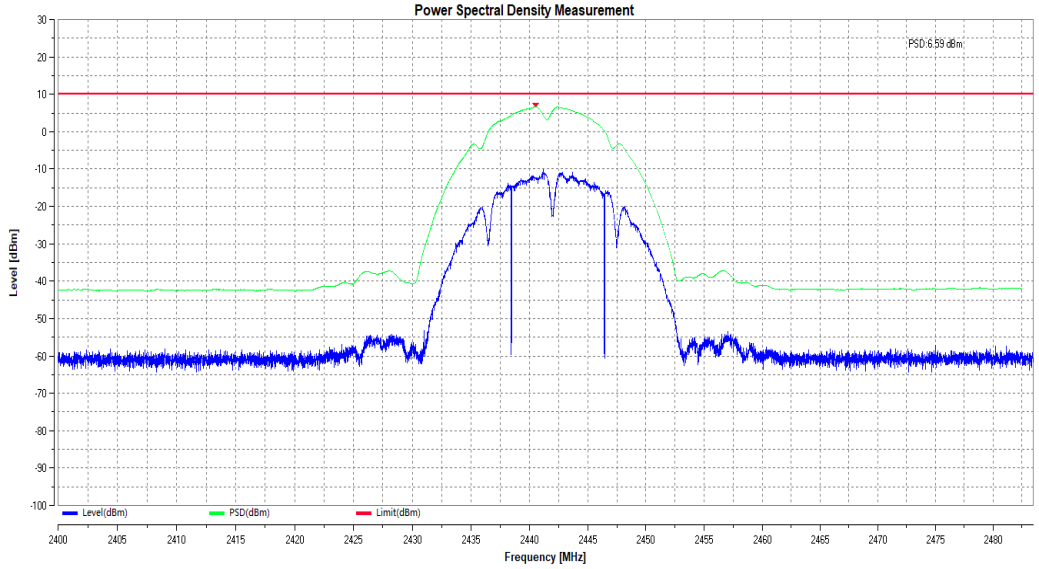

802.11b 2472

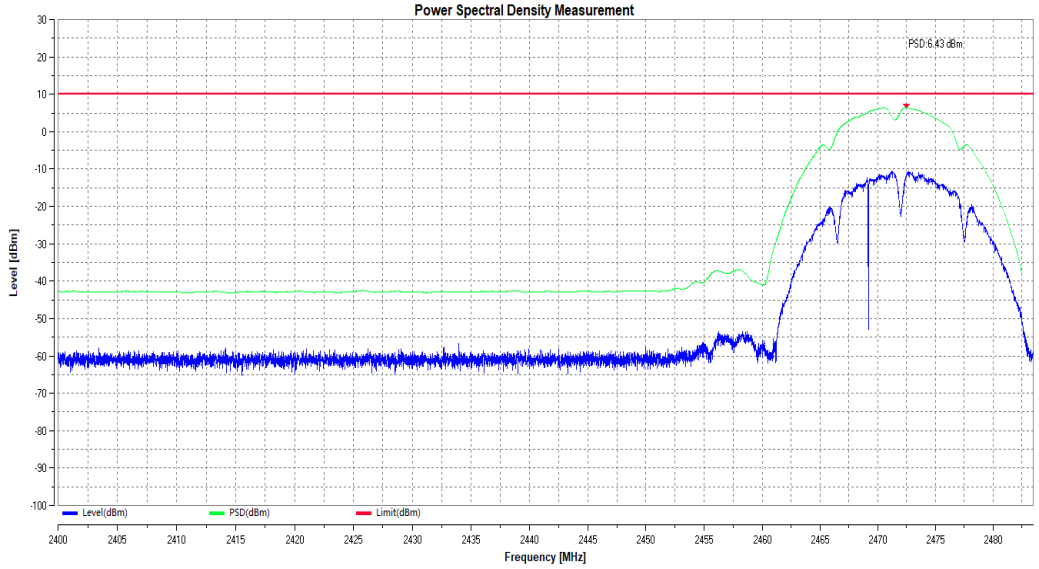

The results shown in this test report refer only to the sample(s) tested unless otherwise stated and the sample(s) are retained for 30 days only. The document is issued by HUAK, this document cannot be reproduced except in full with our prior written permission. The more details and the authenticity of the report will be confirmed at http://www.cer-mark.com.

802.11g 2412

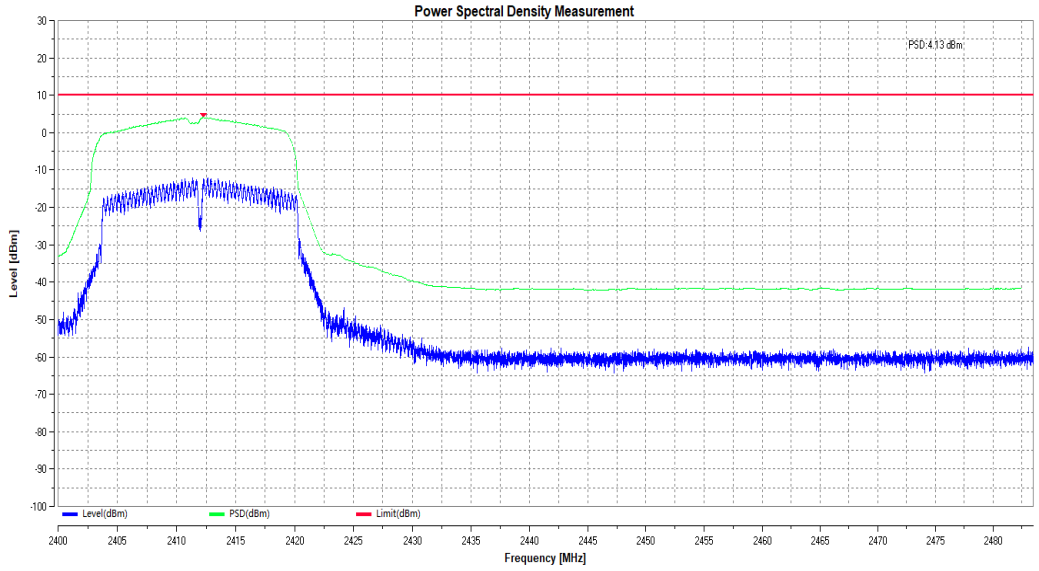

802.11g 2442

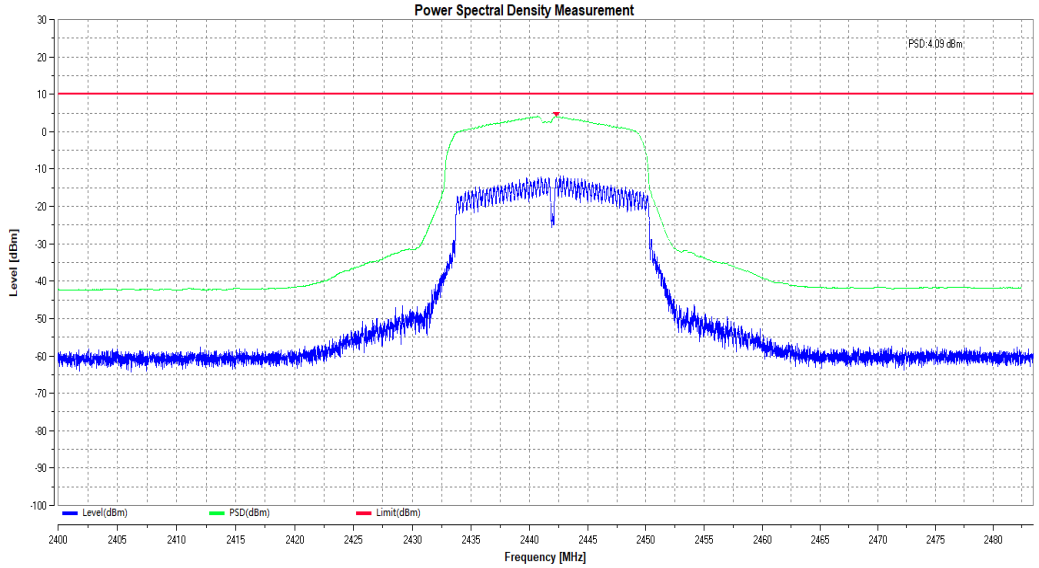

802.11g 2472

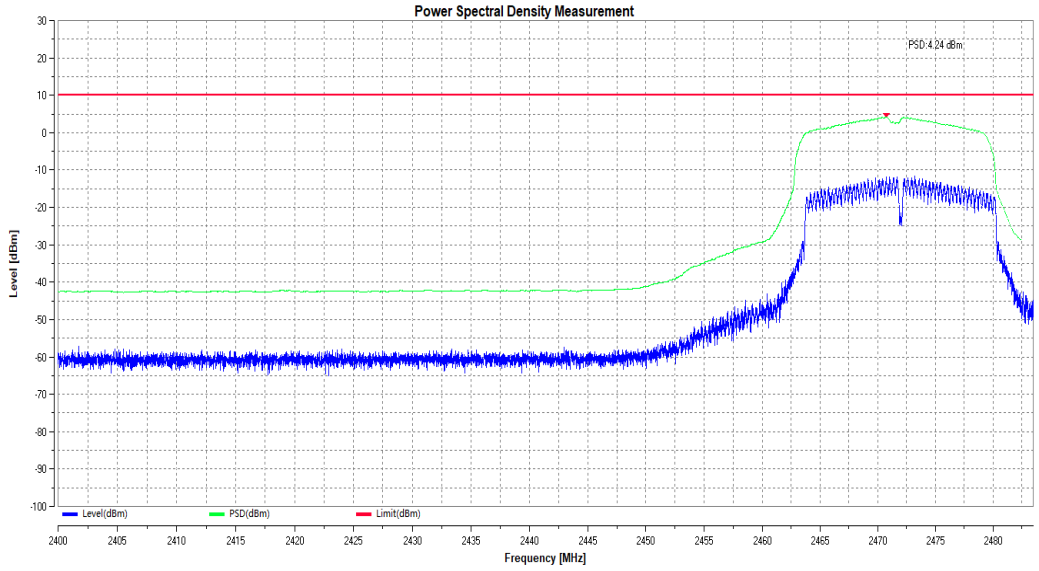

The results shown in this test report refer only to the sample(s) tested unless otherwise stated and the sample(s) are retained for 30 days only. The document is issued by HUAK, this document cannot be reproduced except in full with our prior written permission. The more details and the authenticity of the report will be confirmed at http://www.cer-mark.com.

802.11n HT20 2412

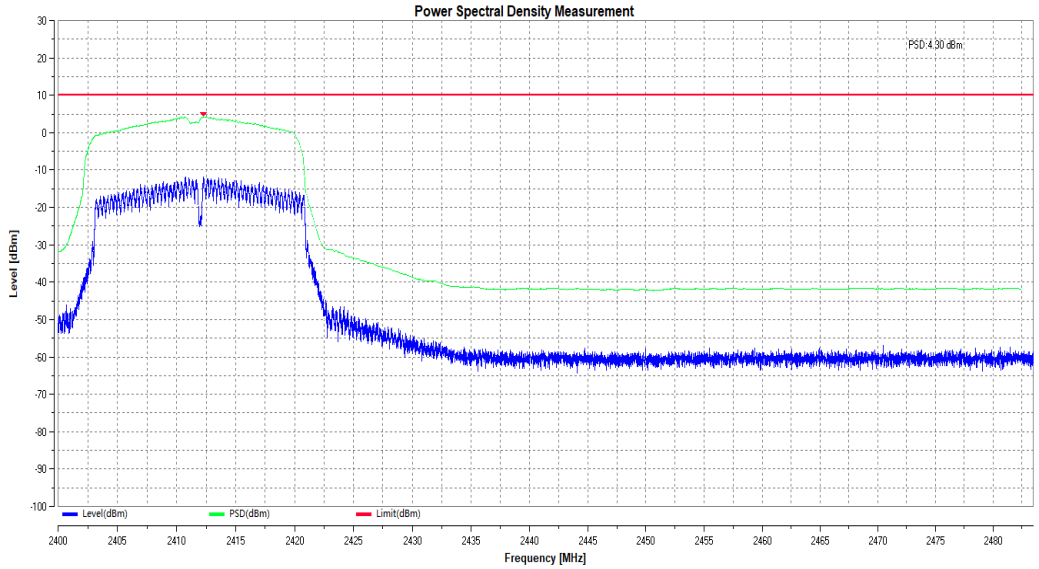

802.11n HT20 2442

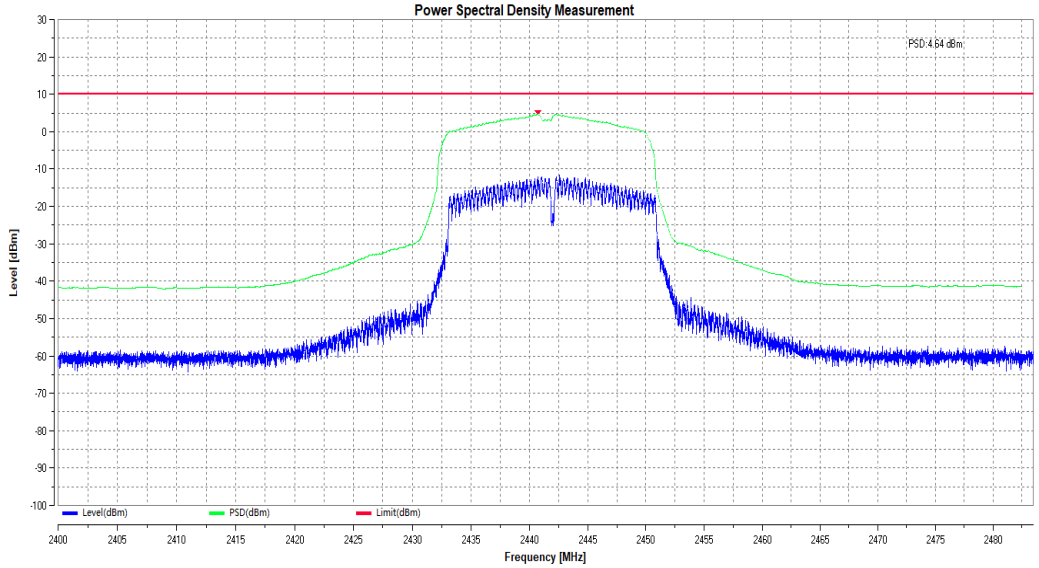

802.11n HT20 2472

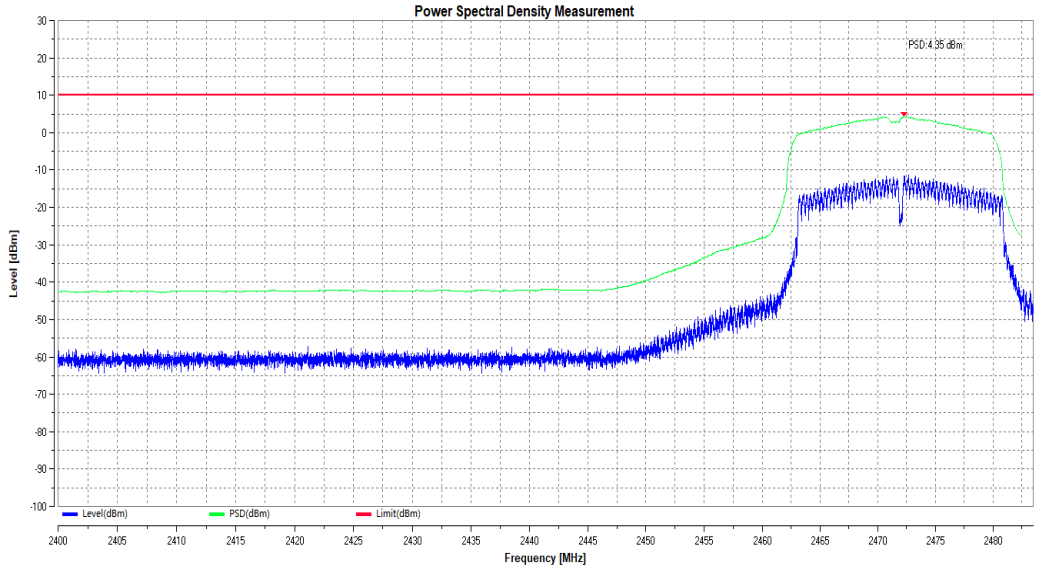

The results shown in this test report refer only to the sample(s) tested unless otherwise stated and the sample(s) are retained for 30 days only. The document is issued by HUAK, this document cannot be reproduced except in full with our prior written permission. The more details and the authenticity of the report will be confirmed at http://www.cer-mark.com.

802.11n HT40 2422

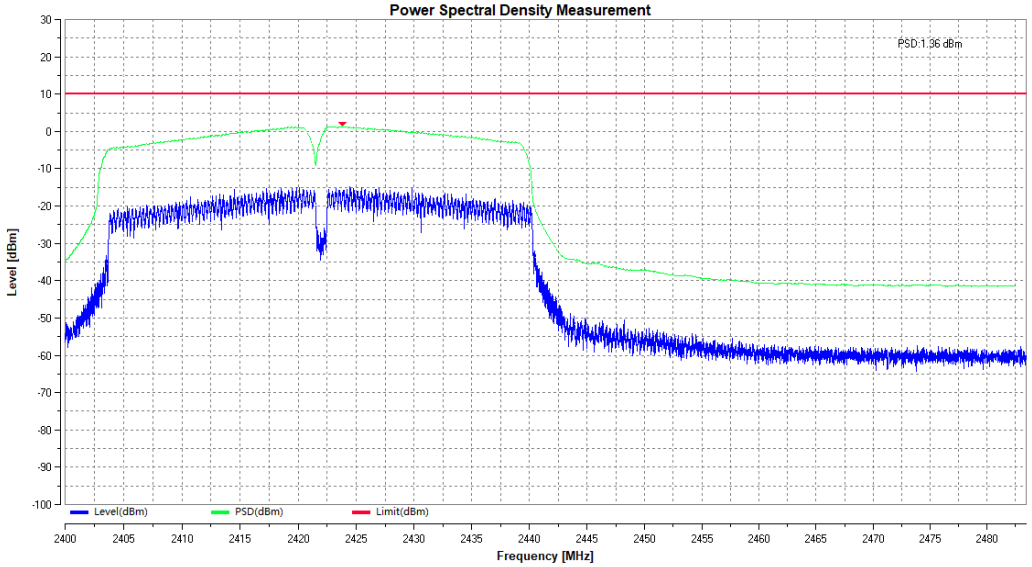

802.11n HT40 2442

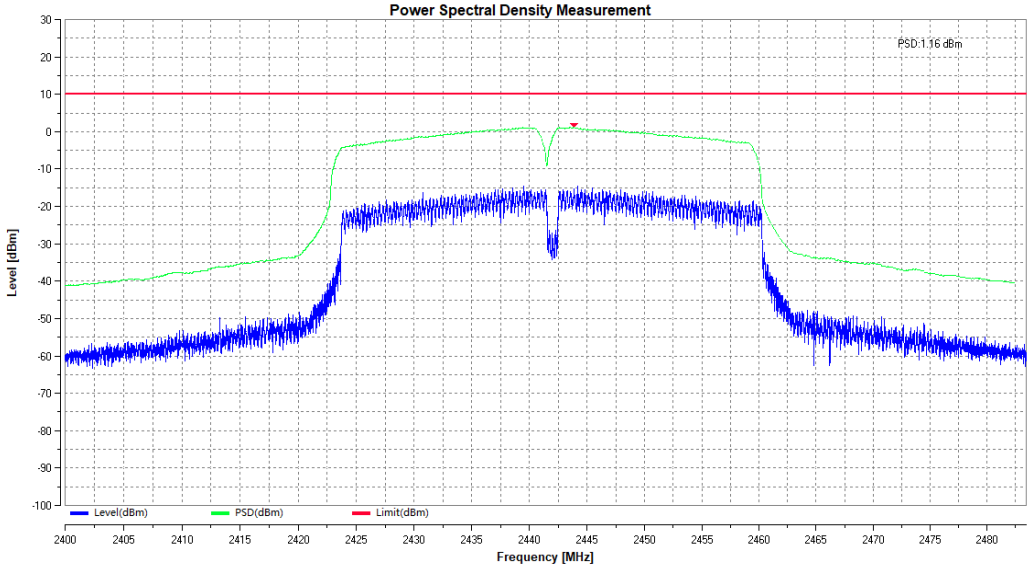

802.11n HT40 2462

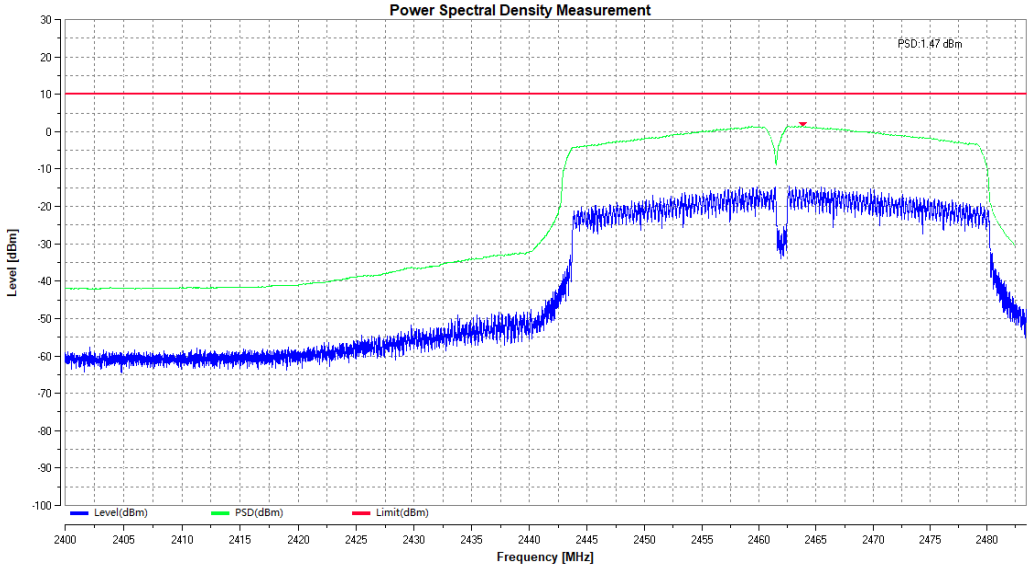

The results shown in this test report refer only to the sample(s) tested unless otherwise stated and the sample(s) are retained for 30 days only. The document is issued by HUAK, this document cannot be reproduced except in full with our prior written permission. The more details and the authenticity of the report will be confirmed at http://www.cer-mark.com.

Ant 2

802.11b 2412

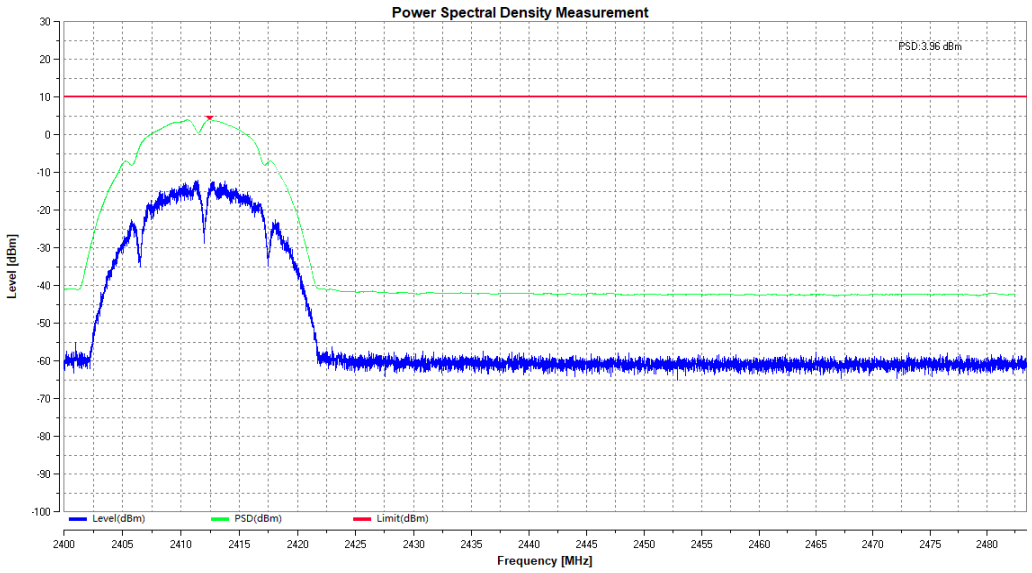

802.11b 2442

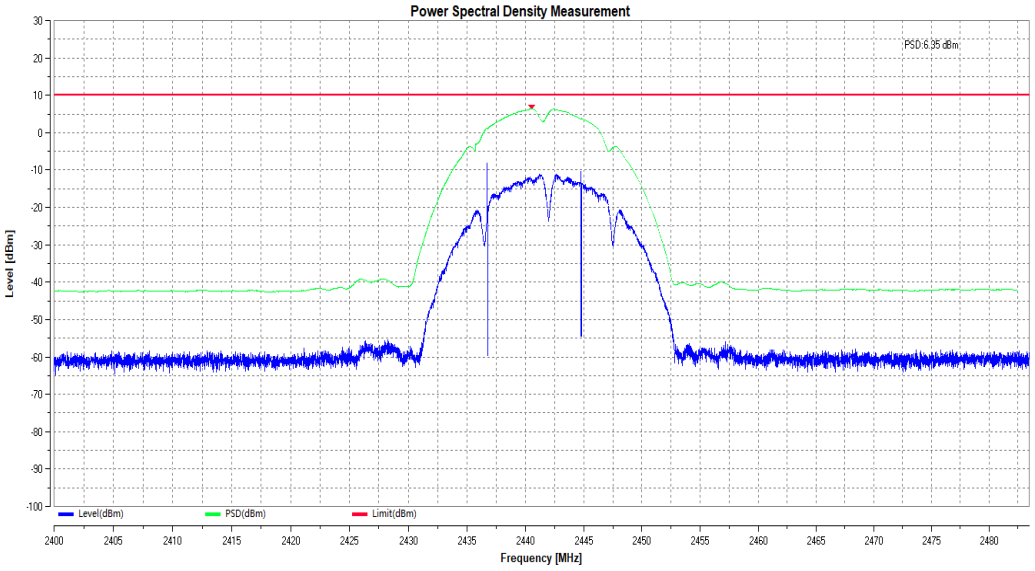

802.11b 2472

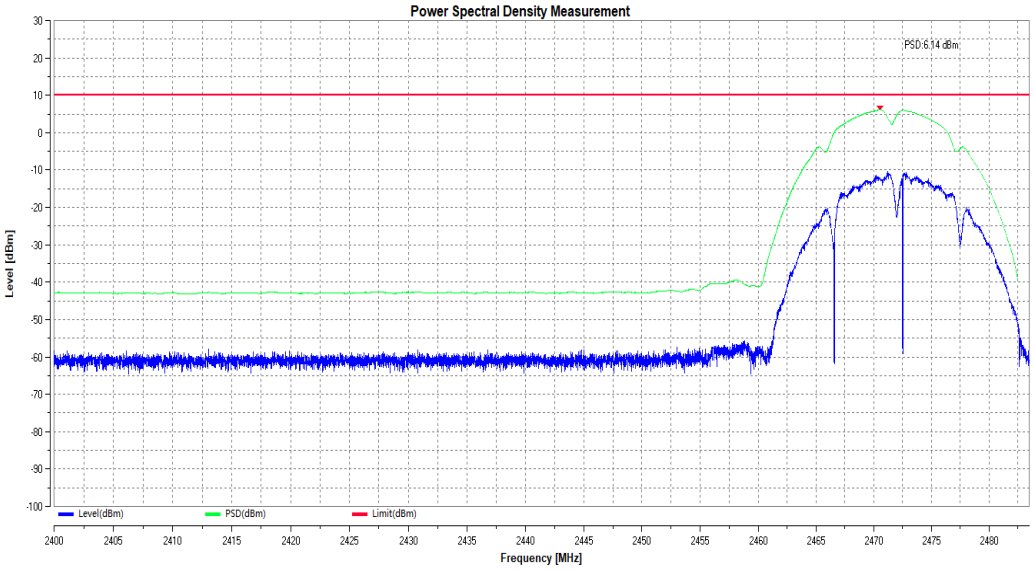

The results shown in this test report refer only to the sample(s) tested unless otherwise stated and the sample(s) are retained for 30 days only. The document is issued by HUAK, this document cannot be reproduced except in full with our prior written permission. The more details and the authenticity of the report will be confirmed at http://www.cer-mark.com.

802.11g 2412

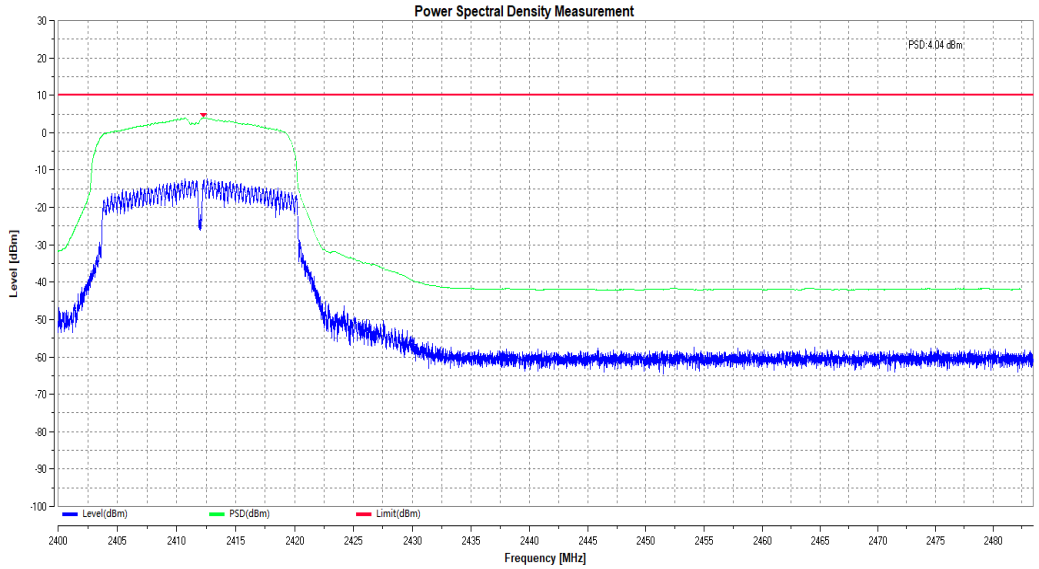

802.11g 2442

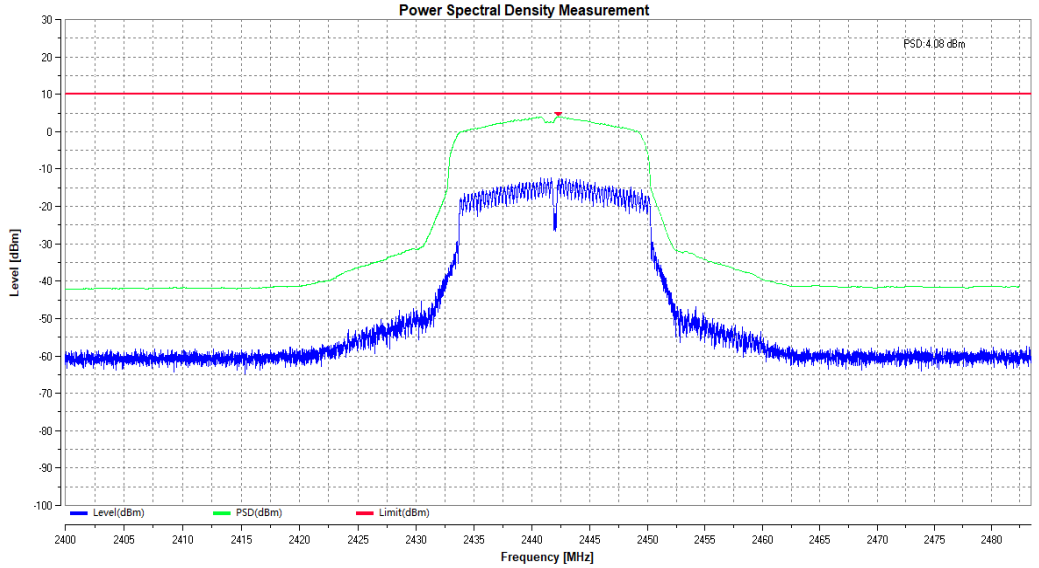

802.11g 2472

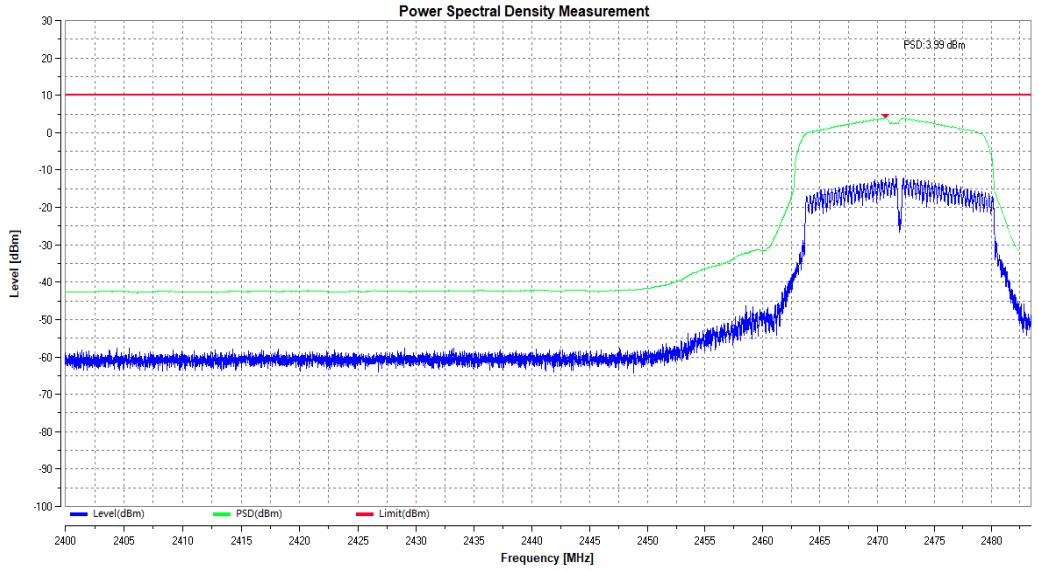

The results shown in this test report refer only to the sample(s) tested unless otherwise stated and the sample(s) are retained for 30 days only. The document is issued by HUAK, this document cannot be reproduced except in full with our prior written permission. The more details and the authenticity of the report will be confirmed at http://www.cer-mark.com.

802.11n HT20 2412

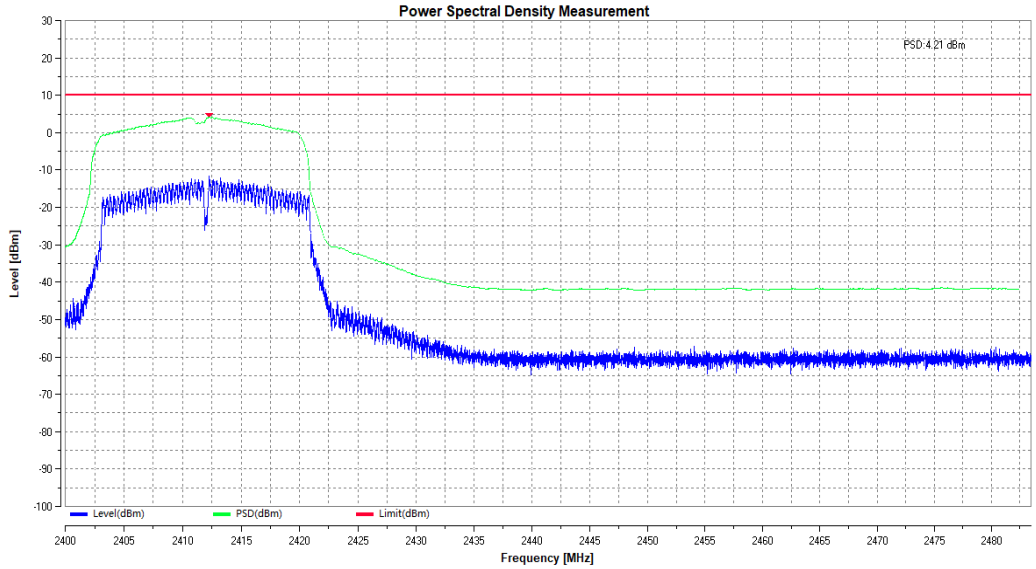

802.11n HT20 2442

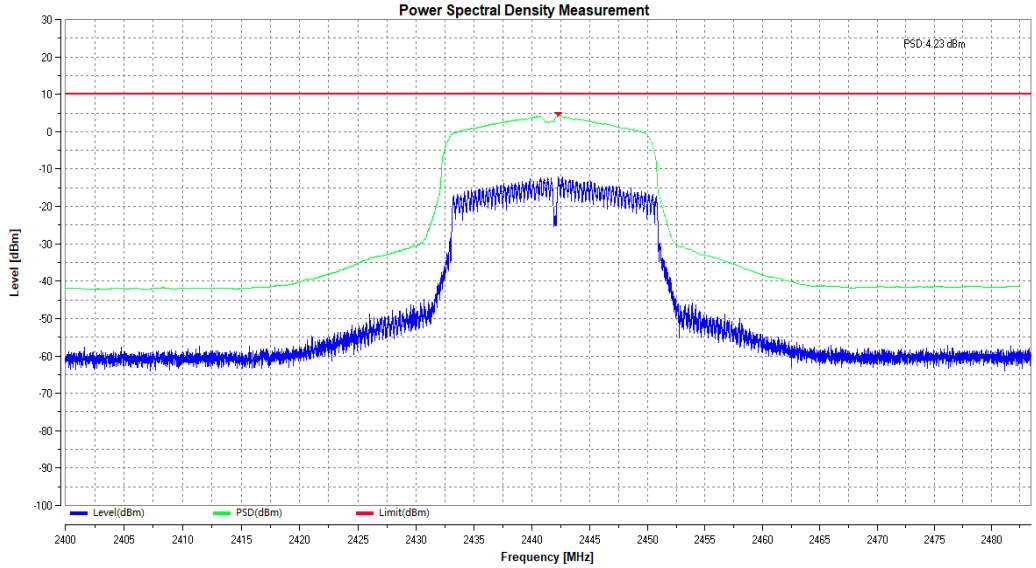

802.11n HT20 2472

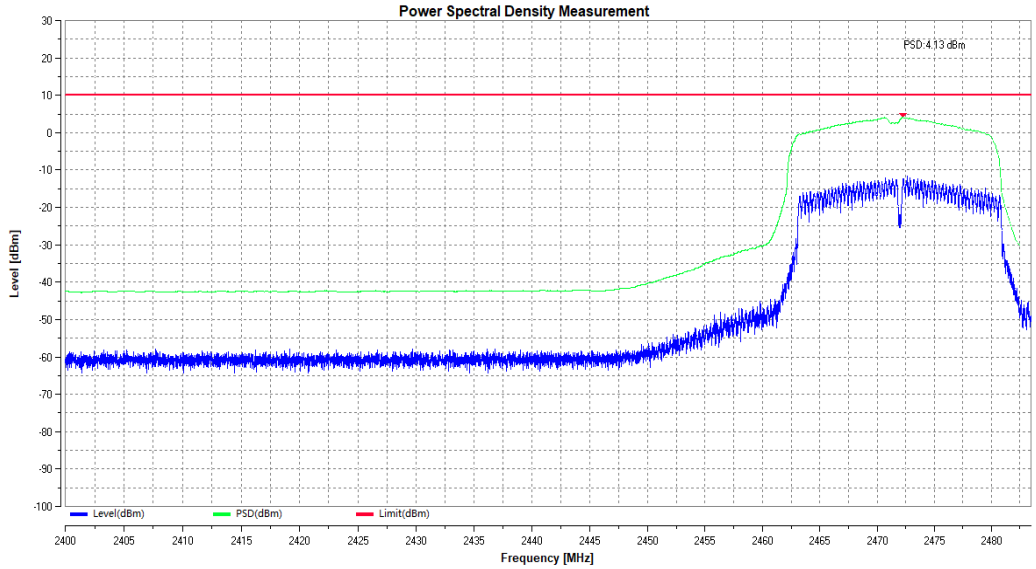

The results shown in this test report refer only to the sample(s) tested unless otherwise stated and the sample(s) are retained for 30 days only. The document is issued by HUAK, this document cannot be reproduced except in full with our prior written permission. The more details and the authenticity of the report will be confirmed at http://www.cer-mark.com.

802.11n HT40 2422

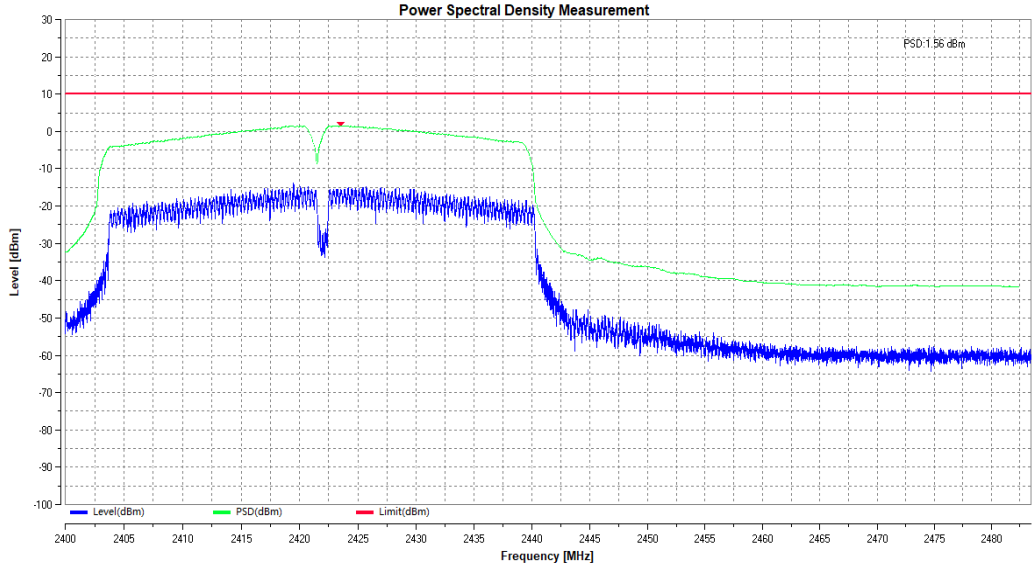

802.11n HT40 2442

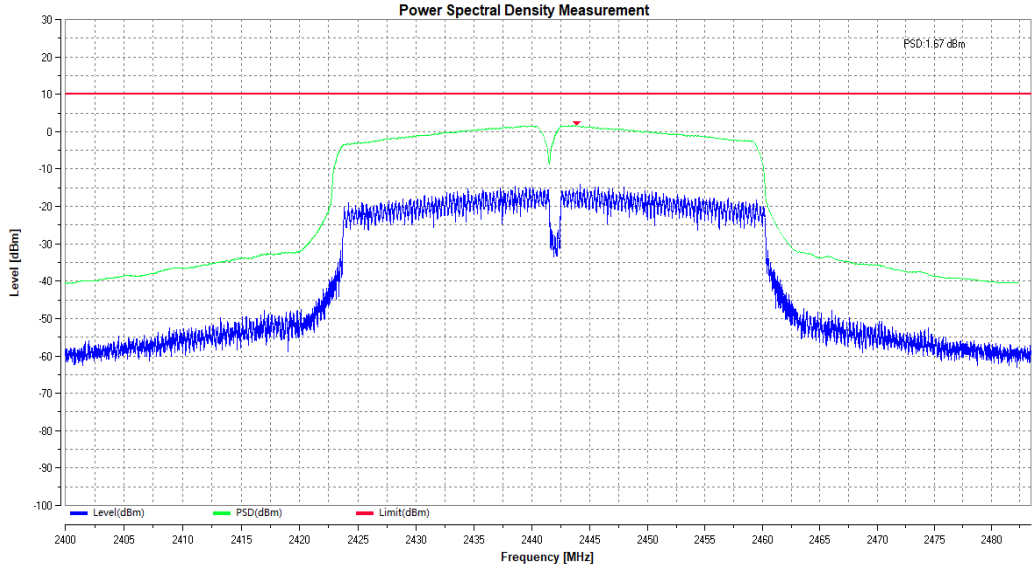

802.11n HT40 2462

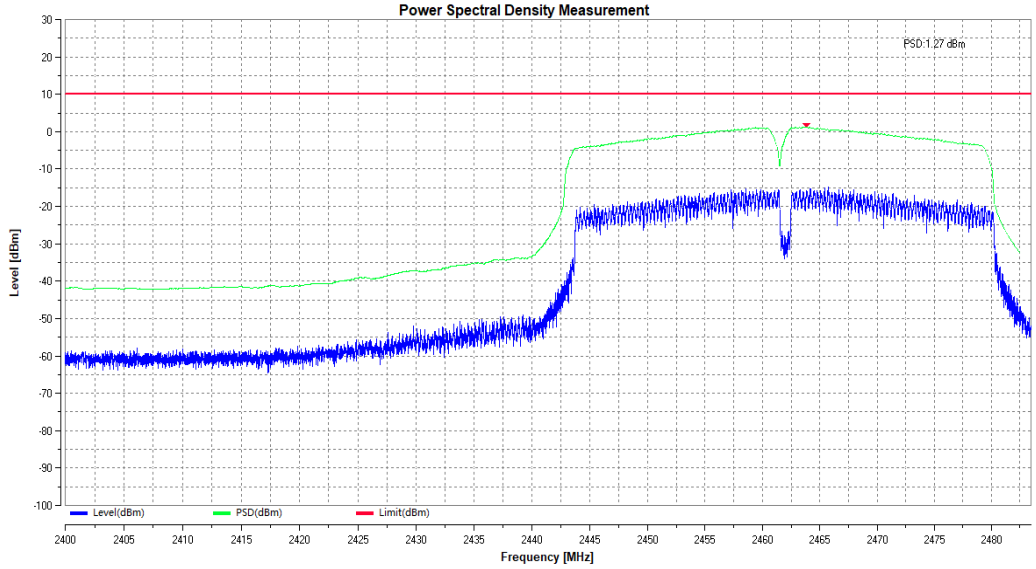

The results shown in this test report refer only to the sample(s) tested unless otherwise stated and the sample(s) are retained for 30 days only. The document is issued by HUAK, this document cannot be reproduced except in full with our prior written permission. The more details and the authenticity of the report will be confirmed at http://www.cer-mark.com.

4.1.5. Adaptivity (Adaptive equipment using modulations other than FHSS)

LIMIT

Requirement	Operational Mode			
	Non-LBT based Detect and Avoid	LBT based Detect and Avoid		
		Frame Based Equipment	Load Based Equipment (CCA using 'energy detect')	Load Based Equipment (CCA not using any of the mechanisms referenced as note 2)
Minimum Clear Channel Assessment (CCA) Time	NA	18 us (see note 1)	18 us (see note 2)	18 us (see note 2)
Maximum Channel Occupancy (COT) Time	40 ms	1ms to 10 ms	13ms (see note 2)	13ms
Minimum Idle Period	At least 5% of COT and 100 μs	5% of COT	(see note 2)	(see note 2)
Extended CCA check	NA	NA	(see note 2)	between 18 μs and at least 160 μs
Short Control Signaling Transmissions	Maximum duty cycle of 10% within an observation period of 50 ms (see note 3)			

Note 1: The CCA time used by the equipment shall be declared by the supplier.
Note 2: Load Based Equipment may implement an LBT based spectrum sharing mechanism based on the Clear Channel Assessment (CCA) mode using energy detect, as described in IEEE Std. 802.11™-2007 clauses 9,15,18 or 19, in IEEE Std. 802.11n ™ -2009 clauses 9,11 and 20 or in IEEE Std. 802.15.4 ™ -2011, clauses 4 and 5.
Note 3: Adaptive equipment may or may not have Short Control Signaling Transmissions.

The results shown in this test report refer only to the sample(s) tested unless otherwise stated and the sample(s) are retained for 30 days only. The document is issued by HUAK, this document cannot be reproduced except in full with our prior written permission. The more details and the authenticity of the report will be confirmed at http://www.cer-mark.com.

Wanted signal mean power from companion device:
TL = -70 dBm/MHz + 10 × log10 (100 mW / P_{out}) (Pout in mW e.i.r.p.)

Unwanted Signal parameters

Wanted signal mean power from companion device	Maximum transmit power (PH) EIRP mW	Threshold Level (TL)
sufficient to maintain the link (see note 2)	2 395 or 2 488,5 (see note 1)	-35 (see note 3)
NOTE 1: The highest frequency shall be used for testing operating channels within the range 2 400 MHz to 2 442 MHz, while the lowest frequency shall be used for testing operating channels within the range 2 442 MHz to 2 483,5 MHz. See clause 5.4.6.1. NOTE 2: A typical value which can be used in most cases is -50 dBm/MHz. NOTE 3: The level specified is the level in front of the UUT antenna. In case of conducted measurements, this level has to be corrected by the actual antenna assembly gain.		

TEST CONFIGURATION

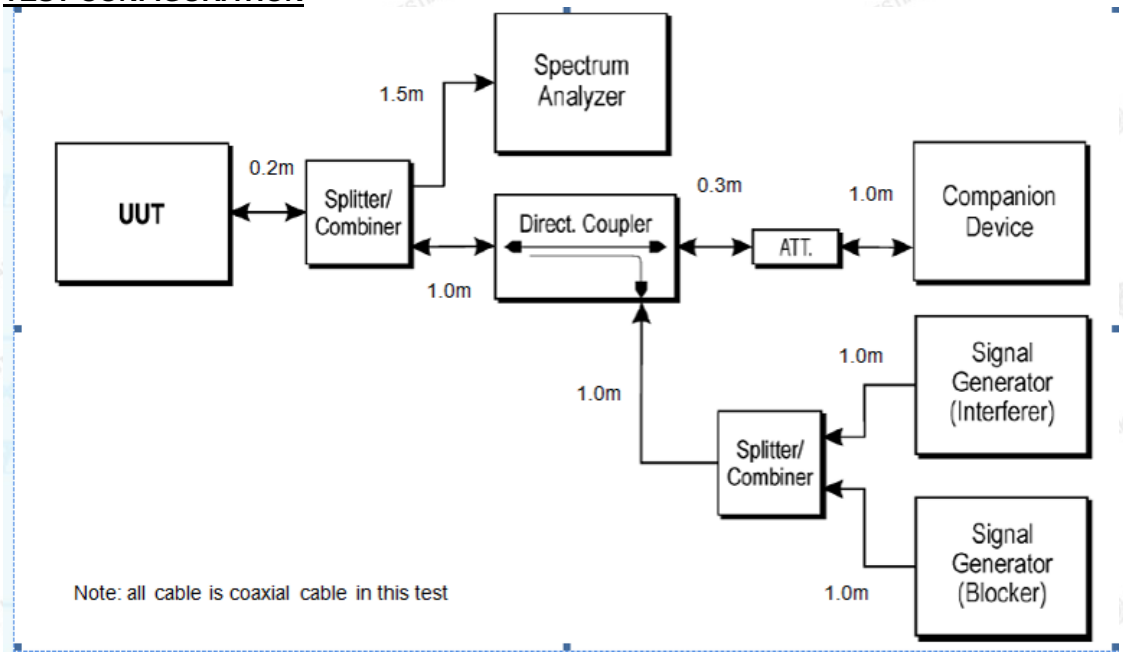

MEASUREMENT DESCRIPTION

According to ETSI EN 300 328 V2.2.2(2019-07) §5.4.6.2.1.4, Conducted measurements
Step 1:
The UUT may connect to a companion device during the test. The interference signal generator, the blocking signal generator, the spectrum analyzer, the UUT and the companion device are connected using a set-up equivalent to the example given by figure 5 although the interference and blocking signal generator do not generate any signals at this point in time. The spectrum analyzer is used to monitor the transmissions of the UUT in response to the interfering and the blocking signals.
• Adjust the received signal level (wanted signal from the companion device) at the UUT to the value defined in table 6 (clause 4).
NOTE 1: Testing of Unidirectional equipment does not require a link to be established with a companion device.
• The analyzer shall be set as follows:
- RBW: =20MHz for 802 .11b/g/n(20);
= 40MHz for 802.11n(40)
[≥ Occupied Channel Bandwidth (if the analyzer does not support this setting, the highest available setting shall be used)]
- VBW: =30MHz
[3 × RBW (if the analyzer does not support this setting, the highest available setting shall be used)]
- Detector Mode: RMS
- Centre Frequency: Equal to the centre frequency of the operating channel
- Span: 0 Hz

The results shown in this test report refer only to the sample(s) tested unless otherwise stated. The test report is limited for 30 days only. The document is issued by HUAK, this document may not be reproduced except in full with our prior written permission. The more details and the authenticity of the report will be confirmed at http://www.cer-mark.com.

- Sweep time: > maximum Channel Occupancy Time
- Trace Mode: Clear Write
- Trigger Mode: Video

Step 2:

• Configure the UUT for normal transmissions with a sufficiently high payload resulting in a minimum transmitter activity ratio (TxOn / (TxOn + TxOff)) of 0,3. Where this is not possible, the UUT shall be configured to the maximum payload possible.

• For Frame Based Equipment, using the procedure defined in clause 5.4.6.2.1.5, it shall be verified that the UUT complies with the maximum Channel Occupancy Time and minimum Idle Period defined in clause 4.3.2.6.3.2.2 step 3).

• For Load Based equipment, using the procedure defined in clause 5.4.6.2.1.5 , it shall be verified that the UUT complies with the maximum Channel Occupancy Time and minimum Idle Period defined in clause 4.3.2.6.3.2.3 , step 2 and step 3. When measuring the Idle Period of the UUT, it shall not include the transmission time of the companion device.

NOTE 2: For the purpose of testing Load Based Equipment referred to in the first paragraph of clause 4.3.2.6.3.2.3(IEEE 802.11™ [i.3] or IEEE 802.15.4™ [i.4] equipment), the limits to be applied for the minimum Idle Period and the maximum Channel Occupancy Time are the same as defined for other types of Load Based Equipment (see clause 4.3.2.6.3.2.3 step 2) and step 3). The Idle Period is considered to be equal to the CCA or Extended CCA time defined in clause 4.3.2.6.3.2.3 step 1) and step 2).

Step 3: Adding the interference signal

An interference signal as defined in clause B.6 is injected on the current operating channel of the UUT. The power spectral density level (at the input of the UUT) of this interference signal shall be equal to the detection threshold defined in clause 4.3.2.6.3.2.2 step 5) (frame based equipment) or clause 4.3.2.6.3.2.3 step 5) (load based equipment).

Step 4: Verification of reaction to the interference signal

The spectrum analyser shall be used to monitor the transmissions of the UUT on the selected operating channel with the interfering signal injected. This may require the spectrum analyser sweep to be triggered by the start of the interfering signal.

• Using the procedure defined in clause 5.4.6.2.1.5, it shall be verified that:

i) The UUT shall stop transmissions on the current operating channel.

The UUT is assumed to stop transmissions within a period equal to the maximum Channel Occupancy Time defined in clause 4.3.2.6.3.2.2 (frame based equipment) or clause 4.3.2.6.3.2.3 (load based equipment).

ii) Apart from Short Control Signalling Transmissions, there shall be no subsequent transmissions while the interfering signal is present.

To verify that the UUT is not resuming normal transmissions as long as the interference signal is present, the monitoring time may need to be 60 s or more.

iii) The UUT may continue to have Short Control Signalling Transmissions on the operating channel while the interfering signal is present. These transmissions shall comply with the limits defined in clause 4.3.2.6.4.2.

The verification of the Short Control Signalling transmissions may require the analyser settings to be changed (e.g. sweep time).

iv) Alternatively, the equipment may switch to a non-adaptive mode.

Step 5: Adding the blocking signal

• With the interfering signal present, a 100 % duty cycle CW signal is inserted as the blocking signal. The frequency and the level are provided in table 10 (clause 4.3.2.6.3.2.2) for Frame Based Equipment or in table 11 (clause 4.3.2.6.3.2.3) for Load Based Equipment.

• The spectrum analyser shall be used to monitor the transmissions of the UUT on the selected operating channel. This may require the spectrum analyser sweep to be triggered by the start of the blocking signal.

• Using the procedure defined in clause 5.4.6.2.1.5, it shall be verified that:

i) The UUT shall not resume normal transmissions on the current operating channel as long as both the interference and blocking signals remain present.

To verify that the UUT is not resuming normal transmissions as long as the interference and blocking signals are present, the monitoring time may need to be 60 s or more.

ii) The UUT may continue to have Short Control Signalling Transmissions on the operating channel while the interfering and blocking signals are present. These transmissions shall comply with the limits defined in clause 4.3.2.6.4.2.

The verification of the Short Control Signalling transmissions may require the analyser settings to be changed (e.g. sweep time).

Step 6: Removing the interference and blocking signal

• On removal of the interference and blocking signal the UUT is allowed to start transmissions again on this channel however this is not a requirement and therefore does not require testing.

Step 7:

• The steps 2 to 6 shall be repeated for each of the frequencies to be tested.

The results shown in this test report refer only to the sample(s) tested unless otherwise stated and the sample(s) are retained for 30 days only. The document is issued by HUAK, this document cannot be reproduced except in full with our prior written permission. The more details and the authenticity of the report will be confirmed at http://www.cer-mark.com.

TEST RESULTS

Ant 1

Mode	Channel	COT values(ms)	Idle values [ms]	Short Control (%)			Verdict
				Interferer values	CW values	Limit [%]	
802.11b	LCH	2.178	0.036	0	0	10	PASS
802.11b	HCH	2.462	0.083	0	0	10	PASS

Test Plot

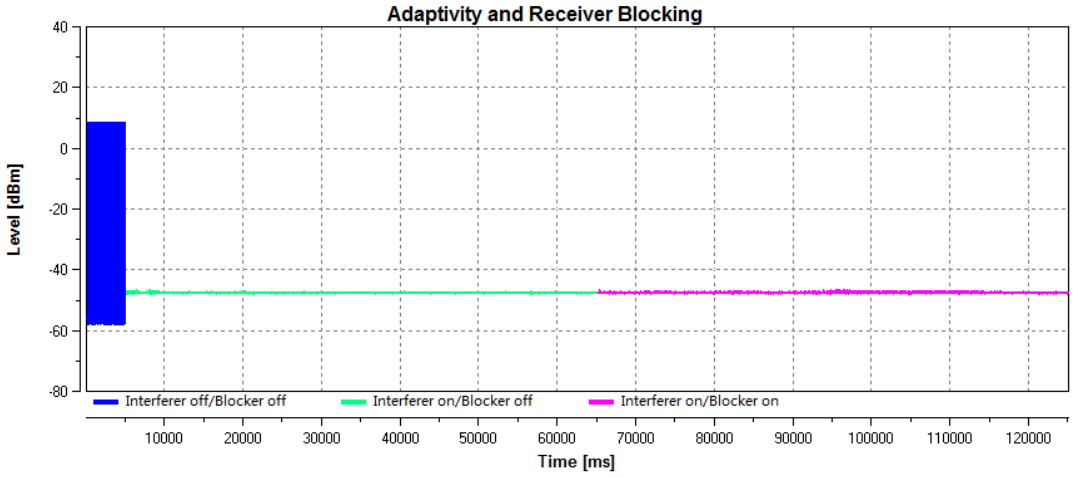

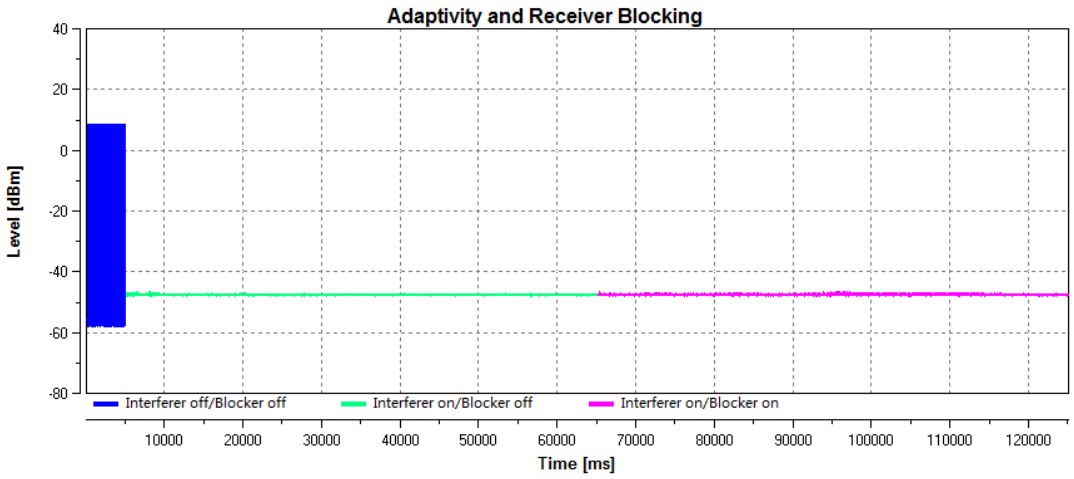

Note: Only the worst plots were recorded in this report.

The results shown in this test report refer only to the sample(s) tested unless otherwise stated and the sample(s) are retained for 30 days only. The document is issued by HUAK, this document cannot be reproduced except in full with our prior written permission. The more details and the authenticity of the report will be confirmed at http://www.cer-mark.com.

Mode	Channel	COT values(ms)	Idle values [ms]	Short Control (%)			Verdict
				Interferer values	CW values	Limit [%]	
802.11g	LCH	2.093	0.072	0	0	10	PASS
802.11g	HCH	1.896	0.064	0	0	10	PASS

Test Plot

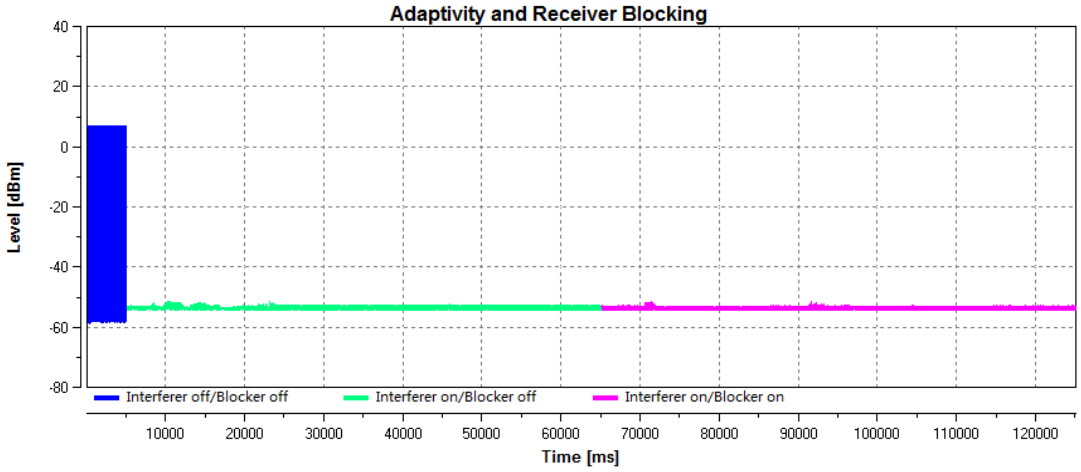

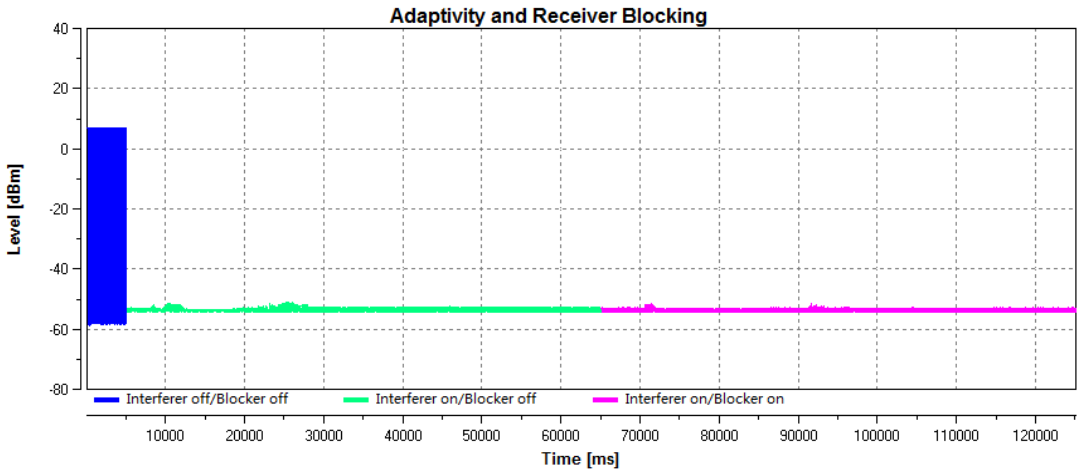

Note: Only the worst plots were recorded in this report.

The results shown in this test report refer only to the sample(s) tested unless otherwise stated and the sample(s) are retained for 30 days only. The document is issued by HUAK, this document cannot be reproduced except in full with our prior written permission. The more details and the authenticity of the report will be confirmed at http://www.cer-mark.com.

Mode	Channel	COT values(ms)	Idle values [ms]	Short Control (%)			Verdict
				Interferer values	CW values	Limit [%]	
802.11n HT20	LCH	2.874	0.070	0	0	10	PASS
802.11n HT20	HCH	2.419	0.042	0	0	10	PASS

Test Plot

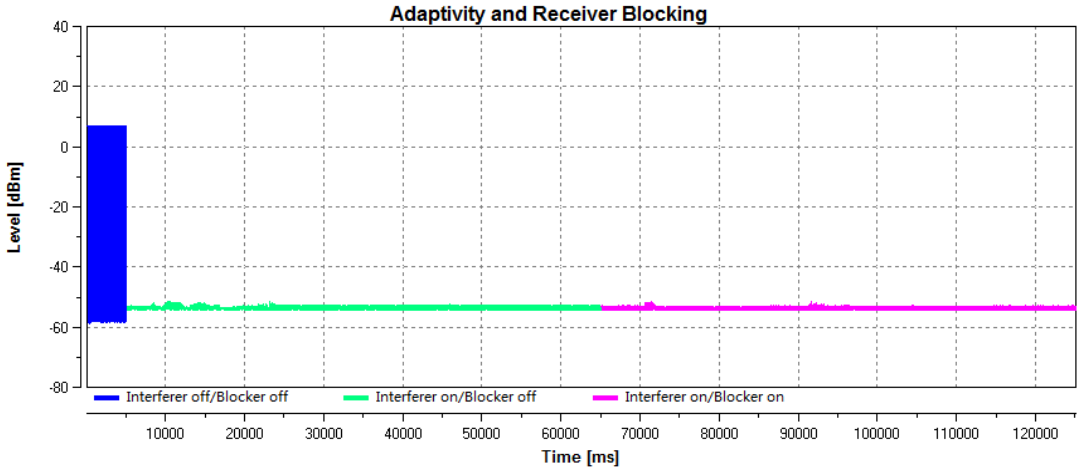

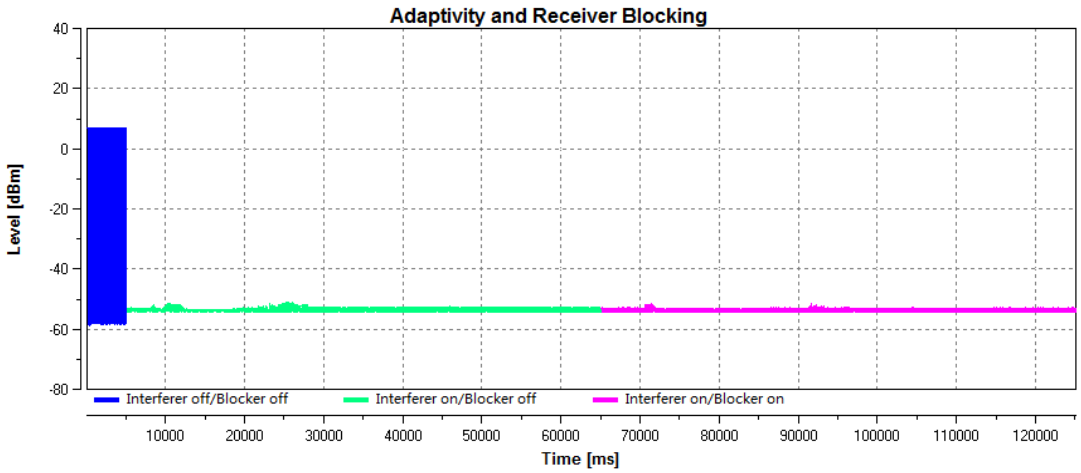

Note: Only the worst plots were recorded in this report.

The results shown in this test report refer only to the sample(s) tested unless otherwise stated and the sample(s) are retained for 30 days only. The document is issued by HUAK, this document cannot be reproduced except in full with our prior written permission. The more details and the authenticity of the report will be confirmed at http://www.cer-mark.com.

Mode	Channel	COT values(ms)	Idle values [ms]	Short Control (%)			Verdict
				Interferer values	CW values	Limit [%]	
802.11n HT40	LCH	3.010	0.061	0	0	10	PASS
802.11n HT40	HCH	3.446	0.060	0	0	10	PASS

Test Plot

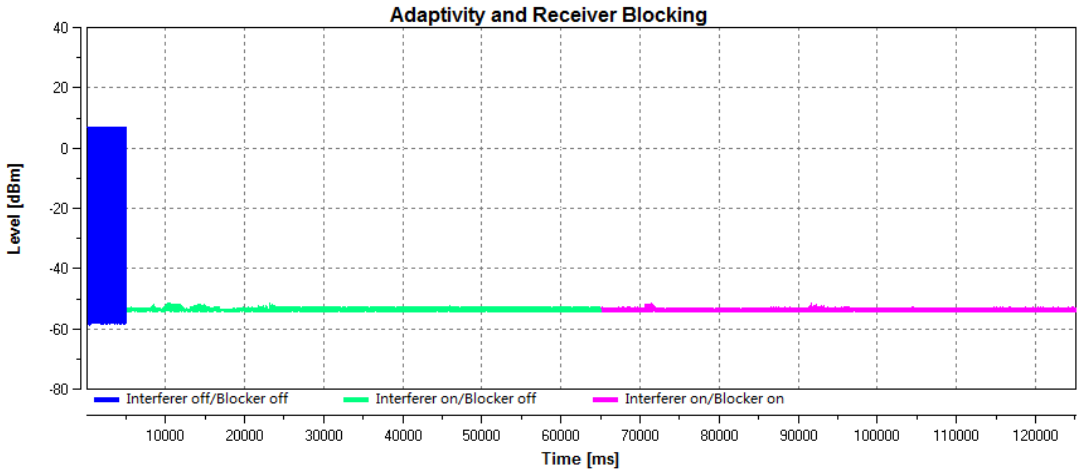

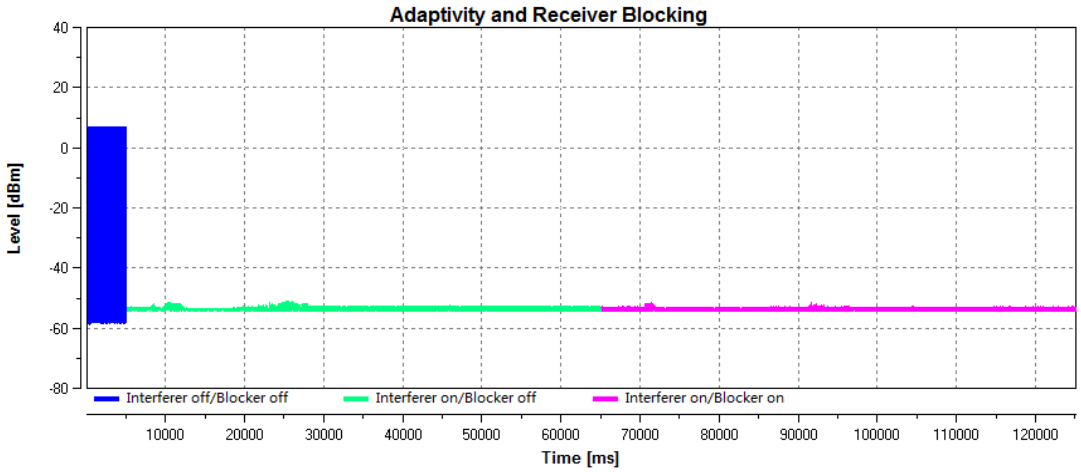

Note: Only the worst plots were recorded in this report.

The results shown in this test report refer only to the sample(s) tested unless otherwise stated and the sample(s) are retained for 30 days only. The document is issued by HUAK, this document cannot be reproduced except in full with our prior written permission. The more details and the authenticity of the report will be confirmed at http://www.cer-mark.com.

Ant 2

Mode	Channel	COT values(ms)	Idle values [ms]	Short Control (%)			Verdict
				Interferer values	CW values	Limit [%]	
802.11b	LCH	1.859	0.058	0	0	10	PASS
802.11b	HCH	2.120	0.096	0	0	10	PASS

Test Plot

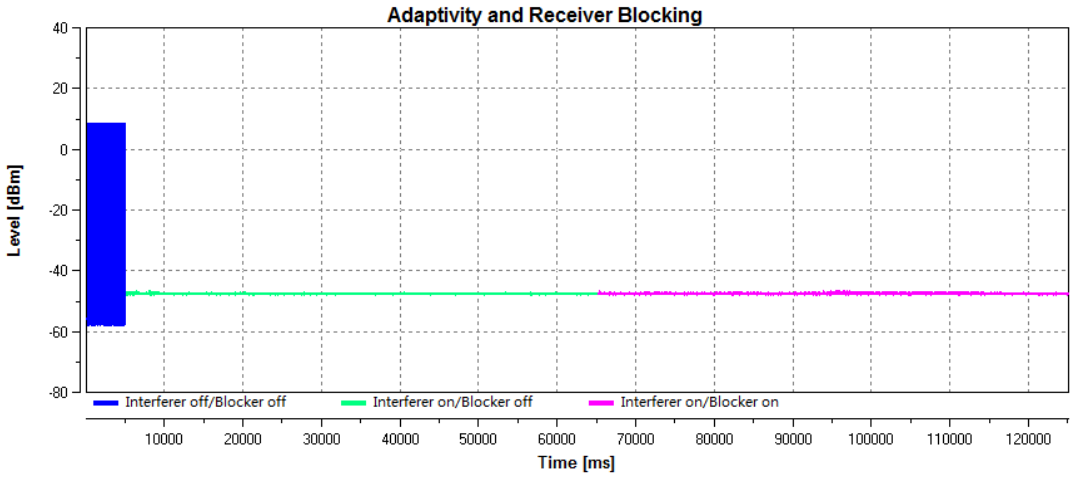

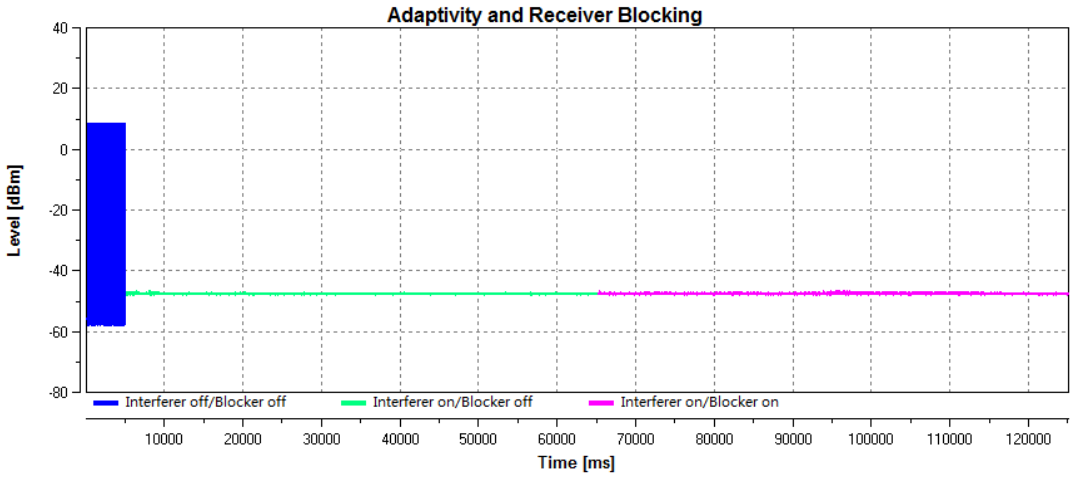

Note: Only the worst plots were recorded in this report.

The results shown in this test report refer only to the sample(s) tested unless otherwise stated and the sample(s) are retained for 30 days only. The document is issued by HUAK, this document cannot be reproduced except in full with our prior written permission. The more details and the authenticity of the report will be confirmed at http://www.cer-mark.com.

Mode	Channel	COT values(ms)	Idle values [ms]	Short Control (%)			Verdict
				Interferer values	CW values	Limit [%]	
802.11g	LCH	2.134	0.032	0	0	10	PASS
802.11g	HCH	1.760	0.105	0	0	10	PASS

Test Plot

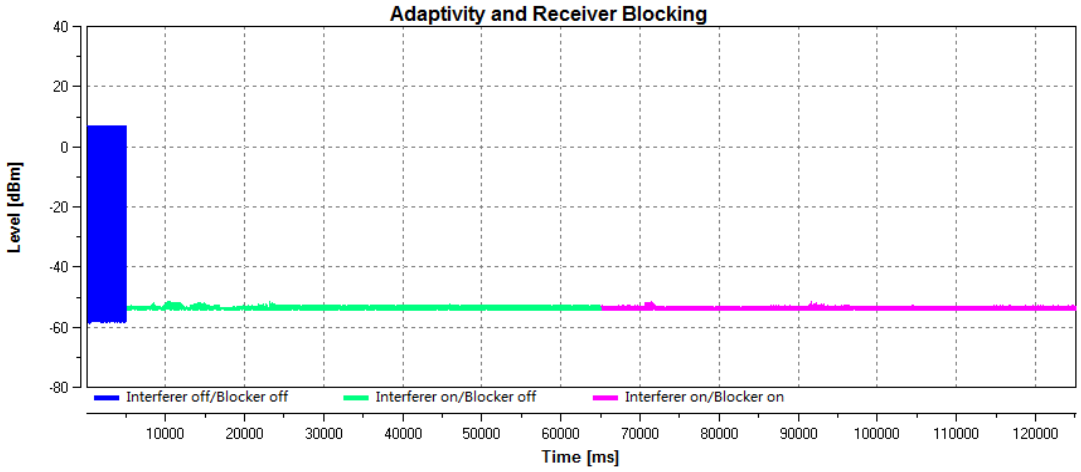

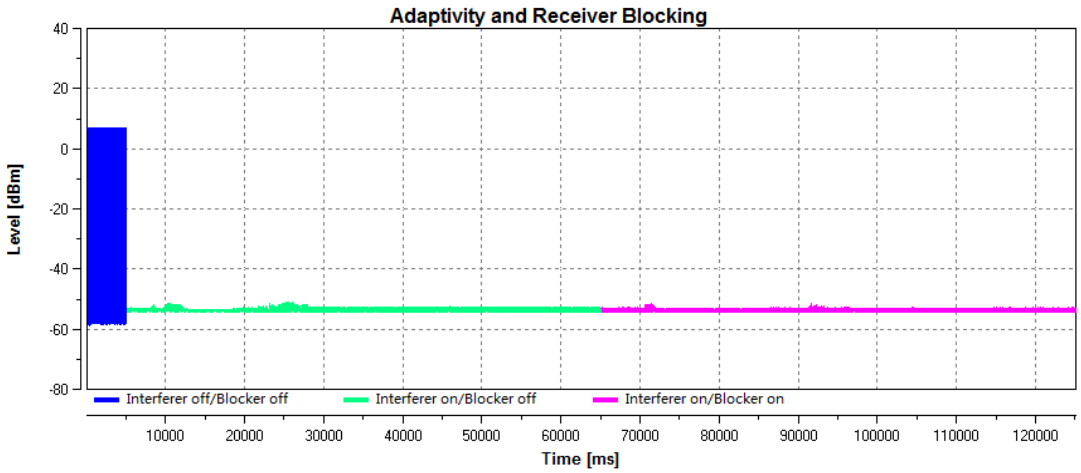

Note: Only the worst plots were recorded in this report.

The results shown in this test report refer only to the sample(s) tested unless otherwise stated and the sample(s) are retained for 30 days only. The document is issued by HUAK, this document cannot be reproduced except in full with our prior written permission. The more details and the authenticity of the report will be confirmed at http://www.cer-mark.com.

Mode	Channel	COT values(ms)	Idle values [ms]	Short Control (%)			Verdict
				Interferer values	CW values	Limit [%]	
802.11n HT20	LCH	3.109	0.071	0	0	10	PASS
802.11n HT20	HCH	3.512	0.058	0	0	10	PASS

Test Plot

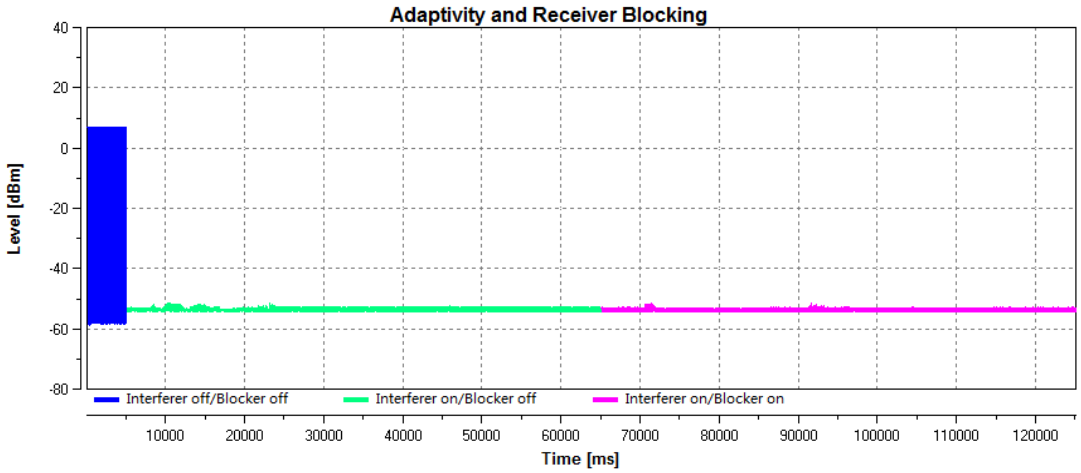

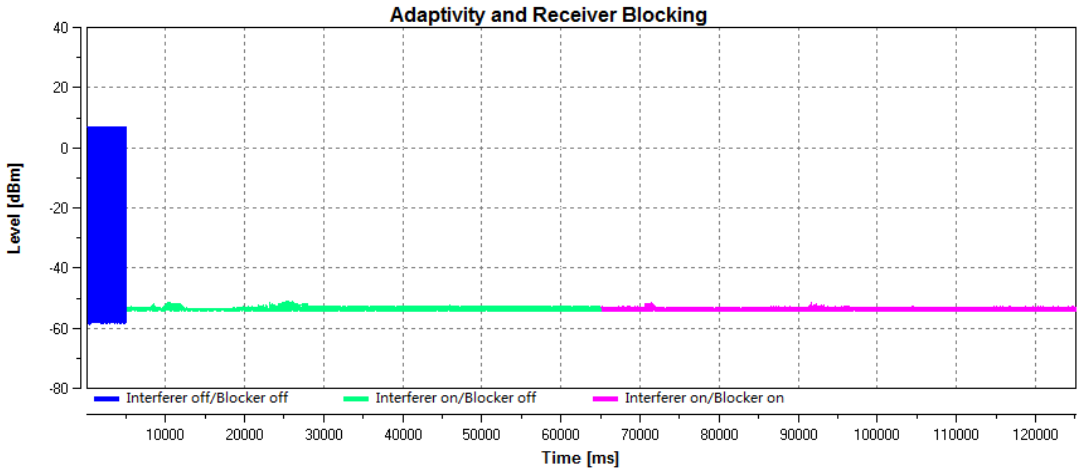

Note: Only the worst plots were recorded in this report.

The results shown in this test report refer only to the sample(s) tested unless otherwise stated and the sample(s) are retained for 30 days only. The document is issued by HUAK, this document cannot be reproduced except in full with our prior written permission. The more details and the authenticity of the report will be confirmed at http://www.cer-mark.com.

Mode	Channel	COT values(ms)	Idle values [ms]	Short Control (%)			Verdict
				Interferer values	CW values	Limit [%]	
802.11n HT40	LCH	3.172	0.092	0	0	10	PASS
802.11n HT40	HCH	2.886	0.058	0	0	10	PASS

Test Plot

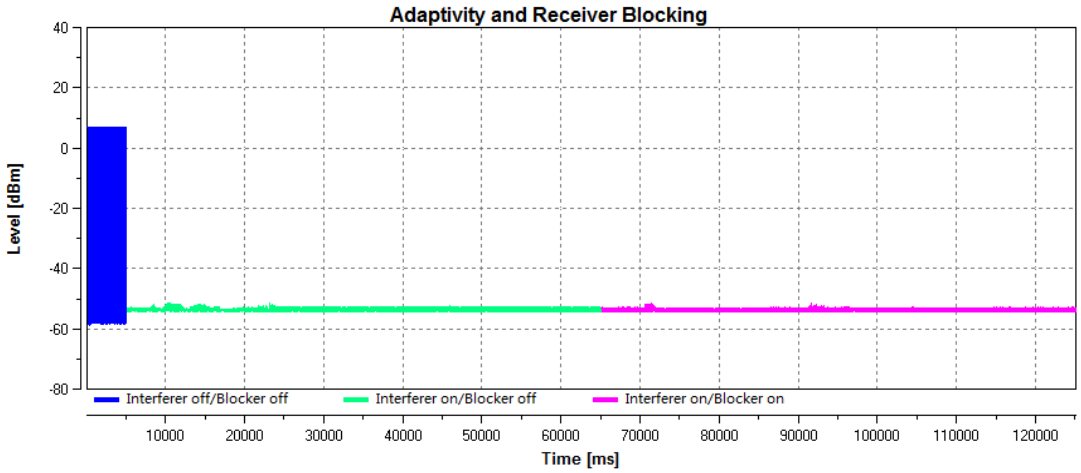

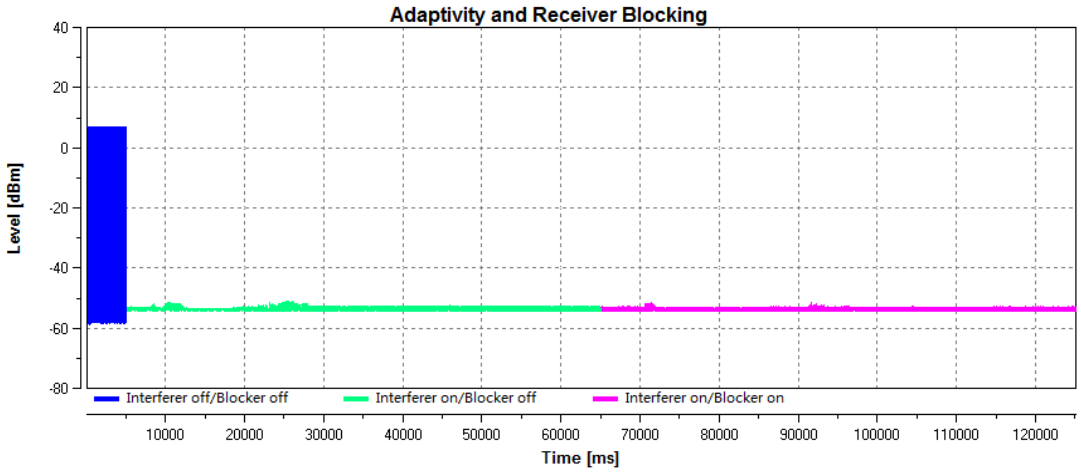

Note: Only the worst plots were recorded in this report.

The results shown in this test report refer only to the sample(s) tested unless otherwise stated and the sample(s) are retained for 30 days only. The document is issued by HUAK, this document cannot be reproduced except in full with our prior written permission. The more details and the authenticity of the report will be confirmed at http://www.cer-mark.com.

4.1.6. Occupied Channel Bandwidth

LIMIT

According to ETSI EN 300 328 V2.2.2(2019-07) 4.3.2.7.3,
The Occupied Channel Bandwidth shall fall completely within the band given in table 1.

Table 1: Service frequency bands

	Service frequency bands
Transmit	2 400 MHz to 2 483,5 MHz
Receive	2 400 MHz to 2 483,5 MHz

In addition, for non-adaptive systems using wide band modulations other than FHSS and with e.i.r.p greater than 10 dBm, the occupied channel bandwidth shall be less than 20 MHz.
These measurements shall only be performed at normal test conditions.

TEST CONFIGURATION

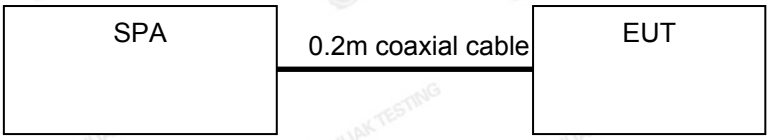

TEST PROCEDURE

According to ETSI EN 300 328 V2.2.2(2019-07) §5.4.7.2.1, conducted method.
Step 1:
Connect the UUT to the spectrum analyser and use the following settings:
• Centre Frequency: The centre frequency of the channel under test
• Resolution BW: ~ 1 % of the span without going below 1 %
• Video BW: 3 × RBW
• Frequency Span for frequency hopping equipment: Lowest frequency separation that is used within the hopping sequence
• Frequency Span for other types of equipment: 2 × Nominal Channel Bandwidth (e.g. 40 MHz for a 20 MHz channel)
• Detector Mode: RMS
• Trace Mode: Max Hold
• Sweep time: 1 s
Step 2:
Wait for the trace to stabilize.
Find the peak value of the trace and place the analyser marker on this peak.
Step 3:
Use the 99 % bandwidth function of the spectrum analyser to measure the Occupied Channel Bandwidth of the UUT. This value shall be recorded.
Make sure that the power envelope is sufficiently above the noise floor of the analyser to avoid the noise signals left and right from the power envelope being taken into account by this measurement.

EUT DESCRIPTION:

Mode:	☒802.11b	☒802.11g	☒802.11n HT20	☒802.11n HT40
Test Channel	☒2412MHz ☒2472MHz	☒2412MHz ☒2472MHz	☒2412MHz ☒2472MHz	☒2422MHz ☒2462MHz
Bandwidth	☒20MHz ☐40MHz	☒20MHz ☐40MHz	☒20MHz ☐40MHz	☐20MHz ☒40MHz
Modulation Type	☒DSSS ☐OFDM	☐DSSS ☒OFDM	☐DSSS ☒OFDM	☐DSSS ☒OFDM
Channel Separation	☒5MHz	☒5MHz	☒5MHz	☒5MHz

The results shown in this test report refer only to the sample(s) tested unless otherwise stated and the sample(s) are retained for 30 days only. The document is issued by HUAK, this document cannot be reproduced except in full with our prior written permission. The more details and the authenticity of the report will be confirmed at http://www.cer-mark.com.

MEASUREMENT DESCRIPTION

Instrument:	Spectrum Analyzer	
Detector:	RMS	
Sweep time:	auto	
Video bandwidth:	☒20 MHz(Bandwith):1.5MHz	☒40 MHz(Bandwith):3MHz
Resolution bandwidth:	☒20 MHz(Bandwith):410KHz	☒40 MHz(Bandwith):820KHz
Span:	☒20 MHz(Bandwith):40MHz	☒40 MHz(Bandwith):80MHz
Center:	Transmit channel	
Trace:	Max hold	
Performed:	☒ Conducted	
	☐ Radiated (only if no conducted sample is provided)	

TEST RESULTS

Ant 1

Test Condition	Test Mode	Test Channel	Ant	OBW [MHz]	FL OBW [MHz]	FH OBW [MHz]	Verdict
TNVN	11B	2412	Ant 1	14.230	2404.958	---	PASS
TNVN	11B	2472	Ant 1	14.309	---	2479.162	PASS
TNVN	11G	2412	Ant 1	16.395	2403.817	---	PASS
TNVN	11G	2472	Ant 1	16.401	---	2480.192	PASS
TNVN	11N20	2412	Ant 1	17.591	2403.221	---	PASS
TNVN	11N20	2472	Ant 1	17.598	---	2480.791	PASS
TNVN	11N40	2422	Ant 1	35.824	2404.148	---	PASS
TNVN	11N40	2462	Ant 1	35.840	---	2479.948	PASS

Ant 2

Test Condition	Test Mode	Test Channel	Ant	OBW [MHz]	FL OBW [MHz]	FH OBW [MHz]	Verdict
TNVN	11B	2412	Ant 2	14.325	2404.894	---	PASS
TNVN	11B	2472	Ant 2	14.207	---	2479.099	PASS
TNVN	11G	2412	Ant 2	16.400	2403.811	---	PASS
TNVN	11G	2472	Ant 2	16.395	---	2480.189	PASS
TNVN	11N20	2412	Ant 2	17.597	2403.211	---	PASS
TNVN	11N20	2472	Ant 2	17.587	---	2480.784	PASS
TNVN	11N40	2422	Ant 2	35.834	2404.123	---	PASS
TNVN	11N40	2462	Ant 2	35.836	---	2479.938	PASS

The results shown in this test report refer only to the sample(s) tested unless otherwise stated and the sample(s) are retained for 30 days only. The document is issued by HUAK, this document cannot be reproduced except in full with our prior written permission. The more details and the authenticity of the report will be confirmed at http://www.cer-mark.com.

Ant 1

802.11b 2412

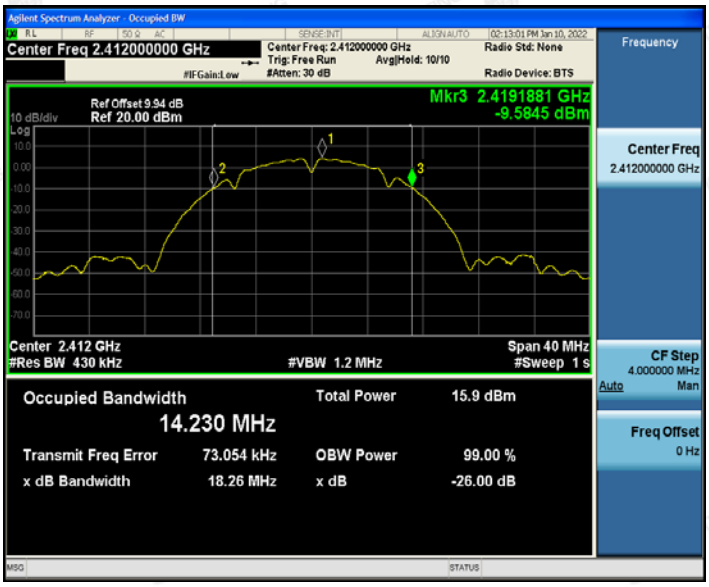

802.11b 2472

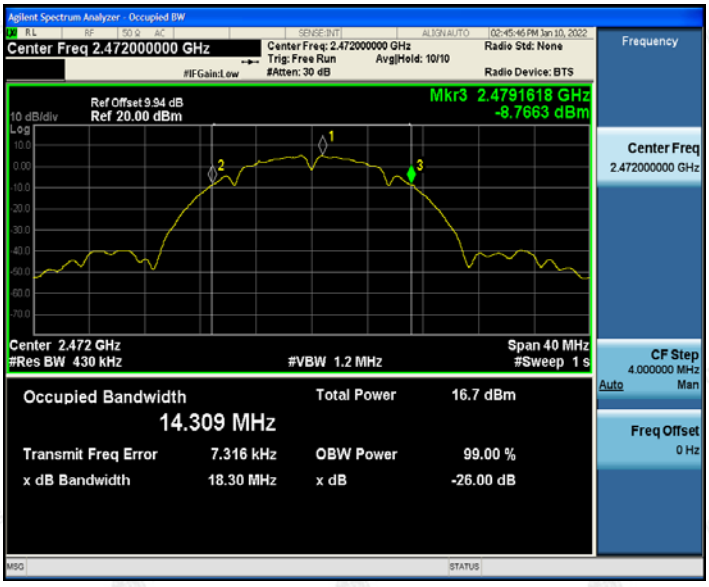

802.11g 2412

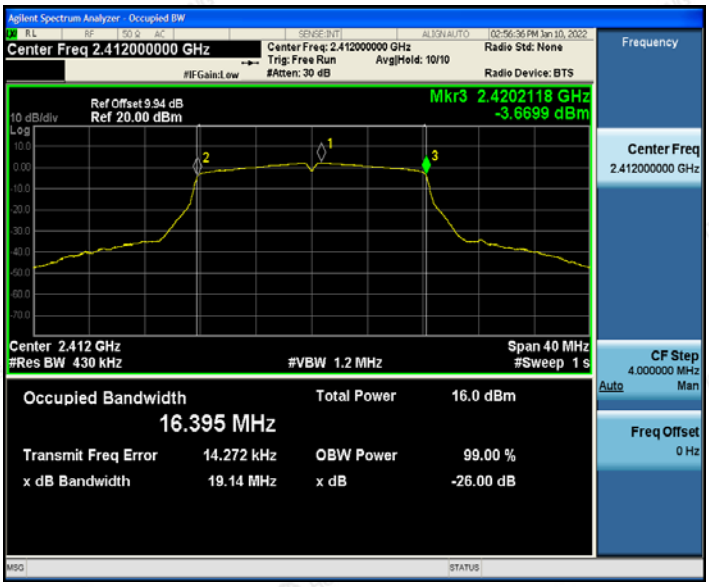

The results shown in this test report refer only to the sample(s) tested unless otherwise stated and the sample(s) are retained for 30 days only. The document is issued by HUAK, this document cannot be reproduced except in full with our prior written permission. The more details and the authenticity of the report will be confirmed at http://www.cer-mark.com.

802.11g 2472

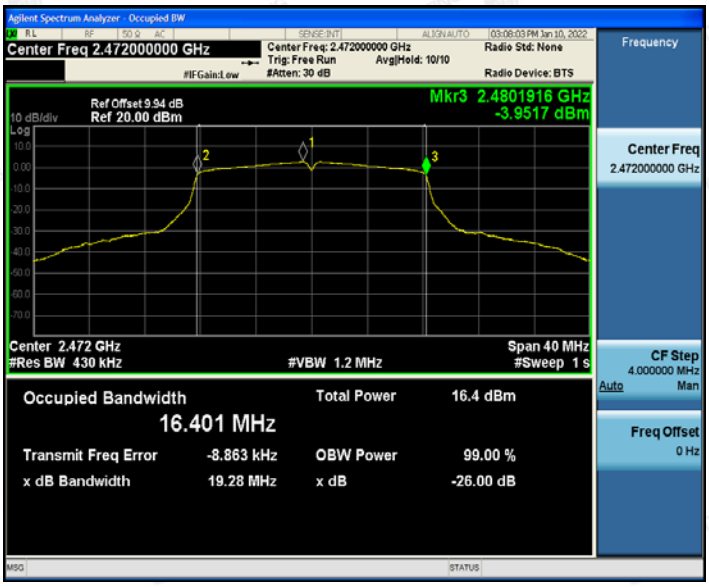

802.11n HT20 2412



802.11n HT20 2472

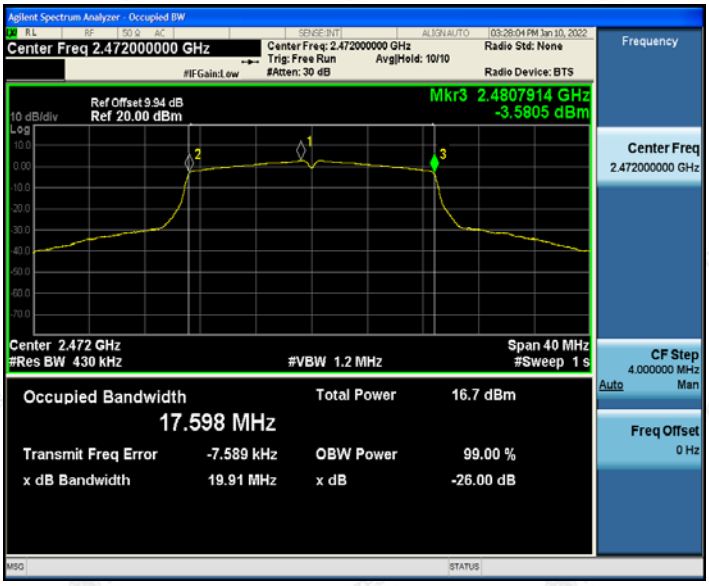

The results shown in this test report refer only to the sample(s) tested unless otherwise stated and the sample(s) are retained for 30 days only. The document is issued by HUAK, this document cannot be reproduced except in full with our prior written permission. The more details and the authenticity of the report will be confirmed at http://www.cer-mark.com.

802.11n HT40 2422

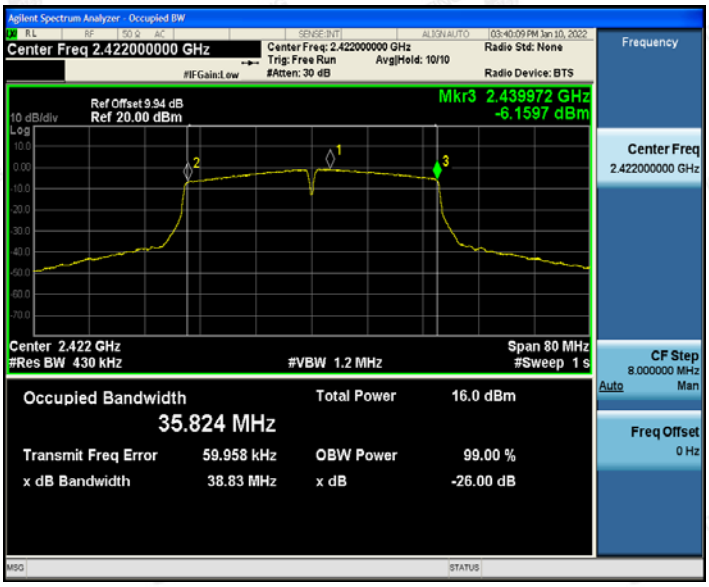

802.11n HT40 2462

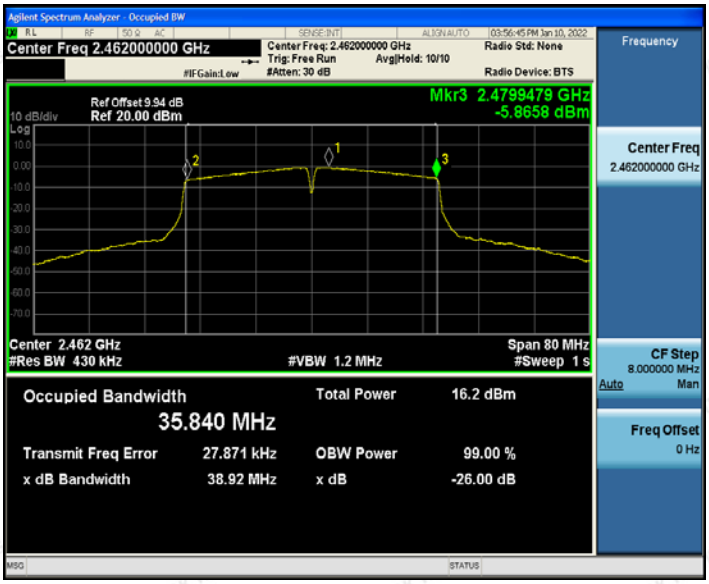

The results shown in this test report refer only to the sample(s) tested unless otherwise stated and the sample(s) are retained for 30 days only. The document is issued by HUAK, this document cannot be reproduced except in full with our prior written permission. The more details and the authenticity of the report will be confirmed at http://www.cer-mark.com.

Ant 2

802.11b 2412

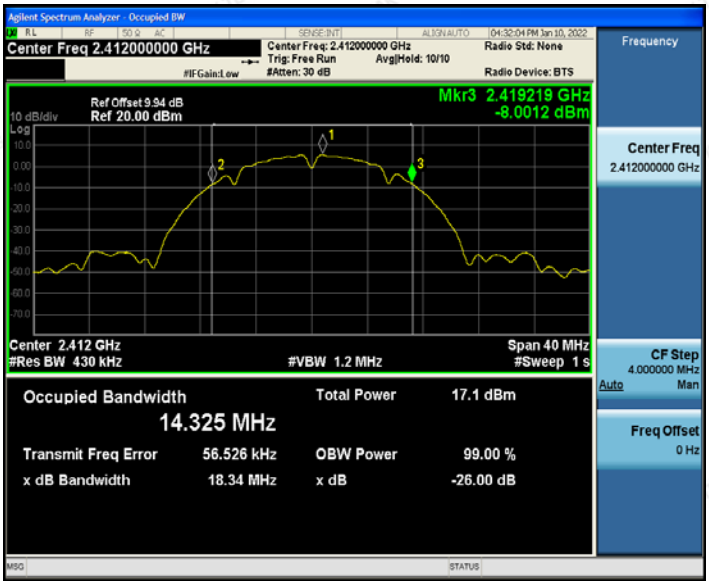

802.11b 2472



802.11g 2412

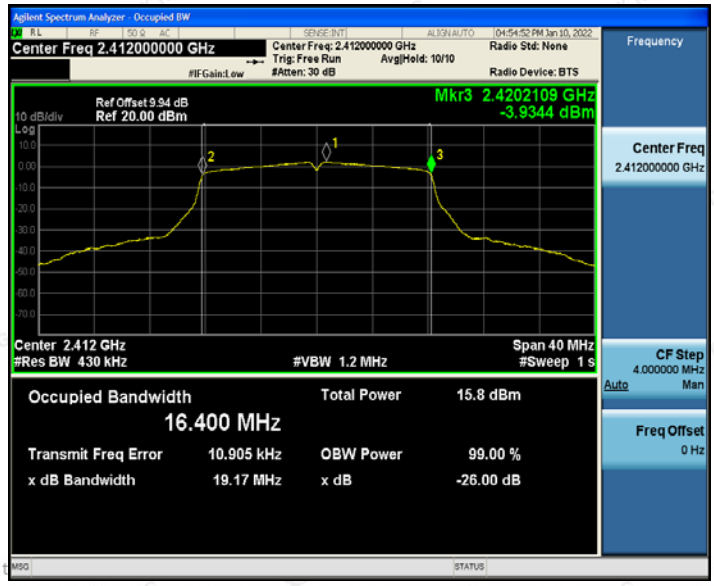

The results shown in this test report refer only to t only. The document is issued by HUAK, this document cannot be reproduced except in full with our prior written permission. The more details and the authenticity of the report will be confirmed at http://www.cer-mark.com.

802.11g 2472

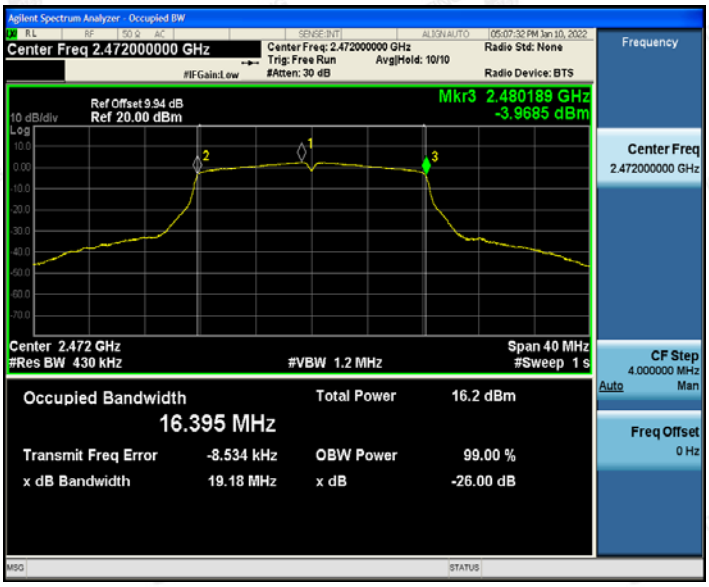

802.11n HT20 2412



802.11n HT20 2472

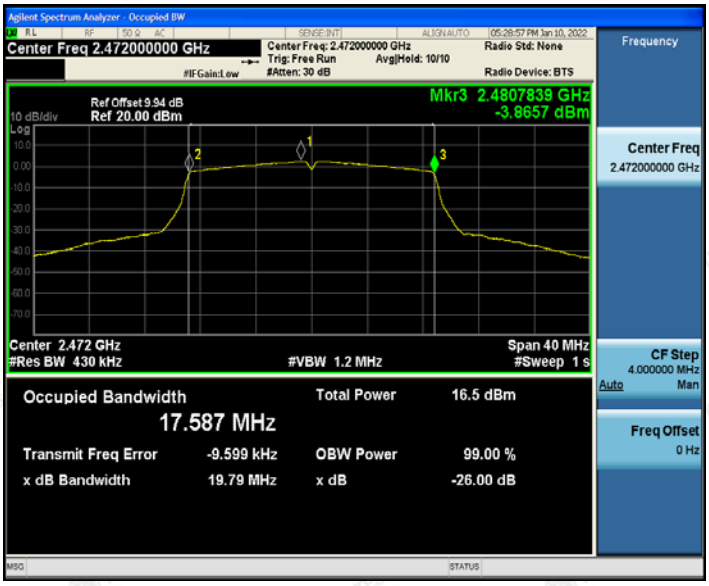

The results shown in this test report refer only to the sample(s) tested unless otherwise stated and the sample(s) are retained for 30 days only. The document is issued by HUAK, this document cannot be reproduced except in full with our prior written permission. The more details and the authenticity of the report will be confirmed at http://www.cer-mark.com.

802.11n HT40 2422

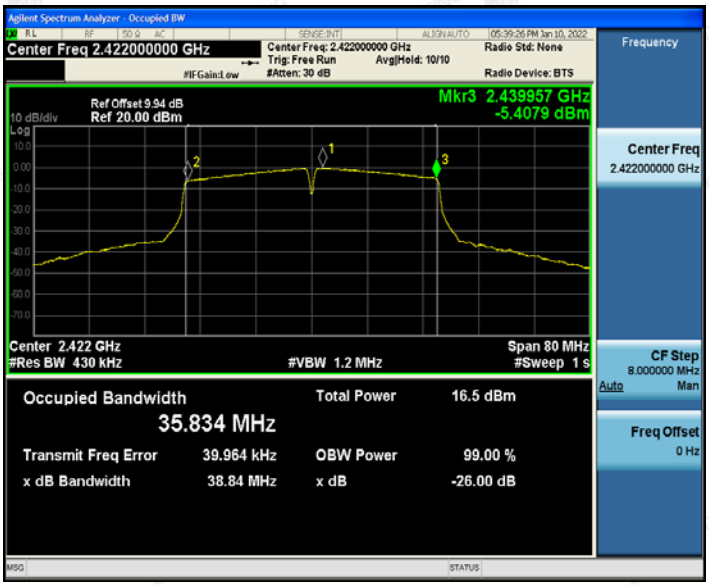

802.11n HT40 2462

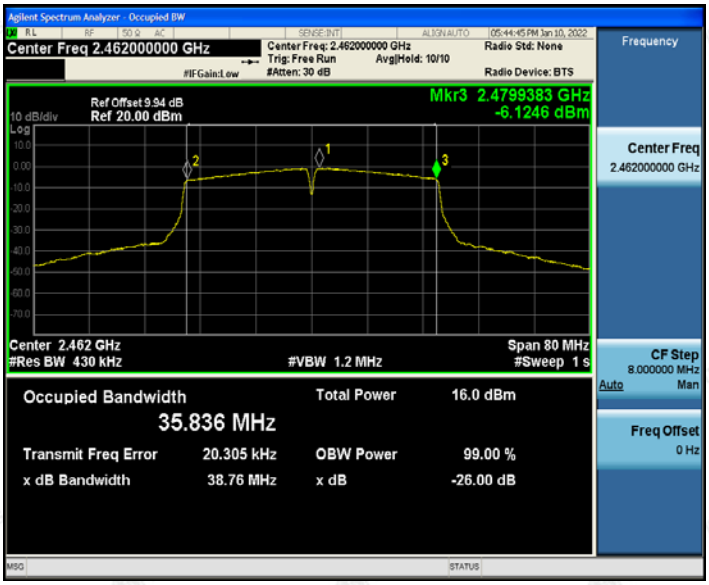

The results shown in this test report refer only to the sample(s) tested unless otherwise stated and the sample(s) are retained for 30 days only. The document is issued by HUAK, this document cannot be reproduced except in full with our prior written permission. The more details and the authenticity of the report will be confirmed at http://www.cer-mark.com.

4.1.7. Transmitter unwanted emissions in the out-of-band domain

LIMIT

ETSI EN 300 328 (V2.2.2) Sub-clause 4.3.2.8.3
The transmitter unwanted emissions in the out-of-band domain but outside the allocated band, shall not exceed the values provided by the mask in figure 3.
NOTE: Within the 2 400 MHz to 2 483,5 MHz band, the Out-of-band emissions are fulfilled by compliance with the Occupied Channel Bandwidth requirement in clause 4.3.2.7.



Figure 3: Transmit mask

Transmitter unwanted emissions in the out-of-band domain are emissions when the equipment is in Transmit mode, on frequencies immediately outside the necessary bandwidth which results from the modulation process, but excluding spurious.
These measurements shall only be performed at normal test conditions.
For systems using FHSS modulation, the measurements shall be performed during normal operation (hopping).
For systems using wide band modulations other than FHSS, the measurement shall be performed at the lowest and the highest channel on which the equipment can operate. These operating channels shall be recorded.
The equipment shall be configured to operate under its worst case situation with respect to output power.
If the equipment can operate with different Occupied Channel Bandwidths (e.g. 20 MHz and 40 MHz), than each channel bandwidth shall be tested separately.

TEST CONFIGURATION

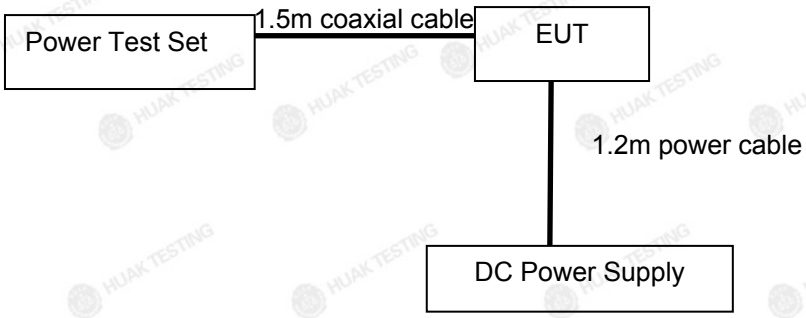

The results shown in this test report refer only to the sample(s) tested unless otherwise stated and the sample(s) are retained for 30 days only. The document is issued by HUAK, this document cannot be reproduced except in full with our prior written permission. The more details and the authenticity of the report will be confirmed at http://www.cer-mark.com.

TEST PROCEDURE

According to ETSI EN 300 328 V2.2.2(2019-07) §5.4.8.2.1, conducted method.

Connect the UUT to the spectrum analyser and use the following settings:
- Centre Frequency: evaluated frequency
- Span: 0 Hz
- Resolution BW: 1 MHz
- Filter mode: Channel filter
- Video BW: 3 MHz
- Detector Mode: RMS
- Trace Mode: Max Hold
- Sweep Mode: Continuous
- Sweep Points: Sweep Time [s] / (1 µs) or 5 000 whichever is greater
- Trigger Mode: Video trigger

NOTE 1: In case video triggering is not possible, an external trigger source may be used.
- Sweep Time: > 120 % of the duration of the longest burst detected during the measurement of the RF Output Power

Step 2: (segment 2 483,5 MHz to 2 483,5 MHz + BW)
● Adjust the trigger level to select the transmissions with the highest power level.
● For frequency hopping equipment operating in a normal hopping mode, the different hops will result in signal bursts with different power levels. In this case the burst with the highest power level shall be selected.
● Set a window (start and stop lines) to match with the start and end of the burst and in which the RMS power shall be measured using the Time Domain Power function.
● Select RMS power to be measured within the selected window and note the result which is the RMS power within this 1 MHz segment (2 483,5 MHz to 2 484,5 MHz). Compare this value with the applicable limit provided by the mask.
● Increase the centre frequency in steps of 1 MHz and repeat this measurement for every 1 MHz segment within the range 2 483,5 MHz to 2 483,5 MHz + BW. The centre frequency of the last 1 MHz segment shall be set to 2 483,5 MHz + BW - 0,5 MHz (which means this may partly overlap with the previous 1 MHz segment).

Step 3: (segment 2 483,5 MHz + BW to 2 483,5 MHz + 2BW)
● Change the centre frequency of the analyser to 2 484 MHz + BW and perform the measurement for the first 1 MHz segment within range 2 483,5 MHz + BW to 2 483,5 MHz + 2BW. Increase the centre frequency in 1 MHz steps and repeat the measurements to cover this whole range. The centre frequency of the last 1 MHz segment shall be set to 2 483,5 MHz + 2 BW - 0,5 MHz.

Step 4: (segment 2 400 MHz - BW to 2 400 MHz)
● Change the centre frequency of the analyser to 2 399,5 MHz and perform the measurement for the first 1 MHz segment within range 2 400 MHz - BW to 2 400 MHz Reduce the centre frequency in 1 MHz steps and repeat the measurements to cover this whole range. The centre frequency of the last 1 MHz segment shall be set to 2 400 MHz - BW + 0,5 MHz.

Step 5: (segment 2 400 MHz - 2BW to 2 400 MHz - BW)
● Change the centre frequency of the analyser to 2 399,5 MHz - BW and perform the measurement for the first 1 MHz segment within range 2 400 MHz - 2BW to 2 400 MHz - BW. Reduce the centre frequency in 1 MHz steps and repeat the measurements to cover this whole range. The centre frequency of the last 1 MHz segment shall be set to 2 400 MHz - 2BW + 0,5 MHz.

Step 6:
● In case of conducted measurements on equipment with a single transmit chain, the declared antenna assembly gain "G" in dBi shall be added to the results for each of the 1 MHz segments and compared with the limits provided by the mask given in figures 1 or 3. If more than one antenna assembly is intended for this power setting, the antenna with the highest gain shall be considered.
● In case of conducted measurements on smart antenna systems (equipment with multiple transmit chains), the measurements need to be repeated for each of the active transmit chains. The declared antenna assembly gain "G" in dBi for a single antenna shall be added to these results. If more than one antenna assembly is intended for this power setting, the antenna with the highest gain shall be considered.
Comparison with the applicable limits shall be done using any of the options given below:

Option 1: the results for each of the transmit chains for the corresponding 1 MHz segments shall be added. The additional beamforming gain "Y" in dB shall be added as well and the resulting values compared with the limits provided by the mask given in figures 1 or 3.

Option 2: the limits provided by the mask given in figures 1 or 3 shall be reduced by 10 x log10(Ach) and the additional beamforming gain "Y" in dB. The results for each of the transmit chains shall be individually compared with these reduced limits.

NOTE: Ach refers to the number of active transmit chains.

The results shown in this test report refer only to the sample(s) tested unless otherwise stated and the sample(s) are retained for 30 days only. The document is issued by HUAK, this document cannot be reproduced except in full with our prior written permission. The more details and the authenticity of the report will be confirmed at http://www.cer-mark.com.

It shall be recorded whether the equipment complies with the mask provided in figure 1 or figure 3.

EUT DESCRIPTION:

Mode:	☒802.11b	☒802.11g	☒802.11n HT20	☒802.11n HT40
Test Channel	☒2412MHz ☒2472MHz	☒2412MHz ☒2472MHz	☒2412MHz ☒2472MHz	☒2422MHz ☒2462MHz
Bandwidth	☒20MHz ☐40MHz	☒20MHz ☐40MHz	☒20MHz ☐40MHz	☐20MHz ☒40MHz
Modulation Type	☒DSSS ☐OFDM	☐DSSS ☒OFDM	☐DSSS ☒OFDM	☐DSSS ☒OFDM
Channel Separation	☒5MHz	☒5MHz	☒5MHz	☒5MHz

MEASUREMENT DESCRIPTION

Instrument:	Spectrum Analyzer	
Detector:	RMS	
Sweep time:	depending on packet length	
Video bandwidth:	3MHz	
Resolution bandwidth:	1MHz	
Span:	0Hz	
Trace:	Trigger to burst	
Sweep points:	Sweep Time [s] / (1 µs) or 5 000 whichever is greater	
Performed:	☒	Conducted
	☐	Radiated (only if no conducted sample is provided)

TEST RESULTS

Note: Cable loss and antenna gain was combined in the calculated result.

The results shown in this test report refer only to the sample(s) tested unless otherwise stated and the sample(s) are retained for 30 days only. The document is issued by HUAK, this document cannot be reproduced except in full with our prior written permission. The more details and the authenticity of the report will be confirmed at http://www.cer-mark.com.

Note: Cable loss and antenna gain was combined in the calculated result.
Ant 1

Test Condition	Test Mode	Test Channel	Ant	Freq [MHz]	Result [dBm]	Limit [dBm]	Verdict
TNVN	11B	2412	Ant 1	2371.634	-64.95	<=-20	PASS
TNVN	11B	2412	Ant 1	2372.067	-64.41	<=-20	PASS
TNVN	11B	2412	Ant 1	2373.067	-66.33	<=-20	PASS
TNVN	11B	2412	Ant 1	2374.067	-65.78	<=-20	PASS
TNVN	11B	2412	Ant 1	2375.067	-62.25	<=-20	PASS
TNVN	11B	2412	Ant 1	2376.067	-62.80	<=-20	PASS
TNVN	11B	2412	Ant 1	2377.067	-66.07	<=-20	PASS
TNVN	11B	2412	Ant 1	2378.067	-62.02	<=-20	PASS
TNVN	11B	2412	Ant 1	2379.067	-64.56	<=-20	PASS
TNVN	11B	2412	Ant 1	2380.067	-62.07	<=-20	PASS
TNVN	11B	2412	Ant 1	2381.067	-66.55	<=-20	PASS
TNVN	11B	2412	Ant 1	2382.067	-61.01	<=-20	PASS
TNVN	11B	2412	Ant 1	2383.067	-62.00	<=-20	PASS
TNVN	11B	2412	Ant 1	2384.067	-65.98	<=-20	PASS
TNVN	11B	2412	Ant 1	2385.067	-61.36	<=-20	PASS
TNVN	11B	2412	Ant 1	2386.067	-58.02	<=-10	PASS
TNVN	11B	2412	Ant 1	2386.500	-58.47	<=-10	PASS
TNVN	11B	2412	Ant 1	2387.500	-59.48	<=-10	PASS
TNVN	11B	2412	Ant 1	2388.500	-63.28	<=-10	PASS
TNVN	11B	2412	Ant 1	2389.500	-62.98	<=-10	PASS
TNVN	11B	2412	Ant 1	2390.500	-58.83	<=-10	PASS
TNVN	11B	2412	Ant 1	2391.500	-61.67	<=-10	PASS
TNVN	11B	2412	Ant 1	2392.500	-54.02	<=-10	PASS
TNVN	11B	2412	Ant 1	2393.500	-46.03	<=-10	PASS
TNVN	11B	2412	Ant 1	2394.500	-47.07	<=-10	PASS
TNVN	11B	2412	Ant 1	2395.500	-48.25	<=-10	PASS
TNVN	11B	2412	Ant 1	2396.500	-41.86	<=-10	PASS
TNVN	11B	2412	Ant 1	2397.500	-43.79	<=-10	PASS
TNVN	11B	2412	Ant 1	2398.500	-44.70	<=-10	PASS
TNVN	11B	2412	Ant 1	2399.500	-48.43	<=-10	PASS
TNVN	11B	2412	Ant 1	2484.000	-61.38	<=-10	PASS
TNVN	11B	2412	Ant 1	2485.000	-66.23	<=-10	PASS
TNVN	11B	2412	Ant 1	2486.000	-62.75	<=-10	PASS

The results shown in this test report refer only to the sample(s) tested unless otherwise stated and the sample(s) are retained for 30 days only. The document is issued by HUAK, this document cannot be reproduced except in full with our prior written permission. The more details and the authenticity of the report will be confirmed at http://www.cer-mark.com.

TNVN	11B	2412	Ant 1	2487.000	-63.77	<=-10	PASS
TNVN	11B	2412	Ant 1	2488.000	-66.43	<=-10	PASS
TNVN	11B	2412	Ant 1	2489.000	-67.21	<=-10	PASS
TNVN	11B	2412	Ant 1	2490.000	-66.06	<=-10	PASS
TNVN	11B	2412	Ant 1	2491.000	-63.64	<=-10	PASS
TNVN	11B	2412	Ant 1	2492.000	-64.85	<=-10	PASS
TNVN	11B	2412	Ant 1	2493.000	-64.86	<=-10	PASS
TNVN	11B	2412	Ant 1	2494.000	-69.10	<=-10	PASS
TNVN	11B	2412	Ant 1	2495.000	-64.11	<=-10	PASS
TNVN	11B	2412	Ant 1	2496.000	-63.30	<=-10	PASS
TNVN	11B	2412	Ant 1	2497.000	-66.91	<=-10	PASS
TNVN	11B	2412	Ant 1	2497.433	-66.97	<=-10	PASS
TNVN	11B	2412	Ant 1	2498.433	-65.40	<=-20	PASS
TNVN	11B	2412	Ant 1	2499.433	-65.95	<=-20	PASS
TNVN	11B	2412	Ant 1	2500.433	-64.98	<=-20	PASS
TNVN	11B	2412	Ant 1	2501.433	-65.07	<=-20	PASS
TNVN	11B	2412	Ant 1	2502.433	-67.47	<=-20	PASS
TNVN	11B	2412	Ant 1	2503.433	-73.19	<=-20	PASS
TNVN	11B	2412	Ant 1	2504.433	-64.52	<=-20	PASS
TNVN	11B	2412	Ant 1	2505.433	-68.23	<=-20	PASS
TNVN	11B	2412	Ant 1	2506.433	-67.89	<=-20	PASS
TNVN	11B	2412	Ant 1	2507.433	-69.08	<=-20	PASS
TNVN	11B	2412	Ant 1	2508.433	-66.91	<=-20	PASS
TNVN	11B	2412	Ant 1	2509.433	-64.23	<=-20	PASS
TNVN	11B	2412	Ant 1	2510.433	-64.93	<=-20	PASS
TNVN	11B	2412	Ant 1	2511.433	-66.33	<=-20	PASS
TNVN	11B	2412	Ant 1	2511.866	-64.51	<=-20	PASS
TNVN	11B	2472	Ant 1	2371.730	-67.49	<=-20	PASS
TNVN	11B	2472	Ant 1	2372.115	-66.93	<=-20	PASS
TNVN	11B	2472	Ant 1	2373.115	-64.70	<=-20	PASS
TNVN	11B	2472	Ant 1	2374.115	-66.49	<=-20	PASS
TNVN	11B	2472	Ant 1	2375.115	-64.42	<=-20	PASS
TNVN	11B	2472	Ant 1	2376.115	-65.01	<=-20	PASS
TNVN	11B	2472	Ant 1	2377.115	-66.37	<=-20	PASS
TNVN	11B	2472	Ant 1	2378.115	-65.16	<=-20	PASS
TNVN	11B	2472	Ant 1	2379.115	-66.39	<=-20	PASS

The results shown in this test report refer only to the sample(s) tested unless otherwise stated. The sample(s) are retained for 30 days only. The document is issued by HUAK, this document cannot be reproduced except in full with our prior written permission. The more details and the authenticity of the report will be confirmed at http://www.cer-mark.com.

TNVN	11B	2472	Ant 1	2380.115	-71.55	<=-20	PASS
TNVN	11B	2472	Ant 1	2381.115	-68.11	<=-20	PASS
TNVN	11B	2472	Ant 1	2382.115	-70.06	<=-20	PASS
TNVN	11B	2472	Ant 1	2383.115	-64.35	<=-20	PASS
TNVN	11B	2472	Ant 1	2384.115	-65.92	<=-20	PASS
TNVN	11B	2472	Ant 1	2385.115	-71.38	<=-20	PASS
TNVN	11B	2472	Ant 1	2386.115	-62.97	<=-10	PASS
TNVN	11B	2472	Ant 1	2386.500	-63.66	<=-10	PASS
TNVN	11B	2472	Ant 1	2387.500	-66.09	<=-10	PASS
TNVN	11B	2472	Ant 1	2388.500	-66.34	<=-10	PASS
TNVN	11B	2472	Ant 1	2389.500	-67.01	<=-10	PASS
TNVN	11B	2472	Ant 1	2390.500	-66.37	<=-10	PASS
TNVN	11B	2472	Ant 1	2391.500	-69.08	<=-10	PASS
TNVN	11B	2472	Ant 1	2392.500	-67.23	<=-10	PASS
TNVN	11B	2472	Ant 1	2393.500	-65.34	<=-10	PASS
TNVN	11B	2472	Ant 1	2394.500	-70.16	<=-10	PASS
TNVN	11B	2472	Ant 1	2395.500	-67.13	<=-10	PASS
TNVN	11B	2472	Ant 1	2396.500	-65.76	<=-10	PASS
TNVN	11B	2472	Ant 1	2397.500	-68.34	<=-10	PASS
TNVN	11B	2472	Ant 1	2398.500	-62.13	<=-10	PASS
TNVN	11B	2472	Ant 1	2399.500	-68.60	<=-10	PASS
TNVN	11B	2472	Ant 1	2484.000	-51.15	<=-10	PASS
TNVN	11B	2472	Ant 1	2485.000	-50.25	<=-10	PASS
TNVN	11B	2472	Ant 1	2486.000	-44.44	<=-10	PASS
TNVN	11B	2472	Ant 1	2487.000	-50.80	<=-10	PASS
TNVN	11B	2472	Ant 1	2488.000	-46.21	<=-10	PASS
TNVN	11B	2472	Ant 1	2489.000	-45.10	<=-10	PASS
TNVN	11B	2472	Ant 1	2490.000	-48.45	<=-10	PASS
TNVN	11B	2472	Ant 1	2491.000	-53.48	<=-10	PASS
TNVN	11B	2472	Ant 1	2492.000	-55.20	<=-10	PASS
TNVN	11B	2472	Ant 1	2493.000	-58.34	<=-10	PASS
TNVN	11B	2472	Ant 1	2494.000	-58.26	<=-10	PASS
TNVN	11B	2472	Ant 1	2495.000	-58.81	<=-10	PASS
TNVN	11B	2472	Ant 1	2496.000	-64.26	<=-10	PASS
TNVN	11B	2472	Ant 1	2497.000	-65.04	<=-10	PASS
TNVN	11B	2472	Ant 1	2497.385	-60.65	<=-10	PASS

The results shown in this test report refer only to the sample(s) tested unless otherwise stated. The sample(s) are retained for 30 days only. The document is issued by HUAK, this document cannot be reproduced except in full with our prior written permission. The more details and the authenticity of the report will be confirmed at http://www.cer-mark.com.

TNVN	11B	2472	Ant 1	2498.385	-59.86	<=-20	PASS
TNVN	11B	2472	Ant 1	2499.385	-63.15	<=-20	PASS
TNVN	11B	2472	Ant 1	2500.385	-60.93	<=-20	PASS
TNVN	11B	2472	Ant 1	2501.385	-64.95	<=-20	PASS
TNVN	11B	2472	Ant 1	2502.385	-63.03	<=-20	PASS
TNVN	11B	2472	Ant 1	2503.385	-58.62	<=-20	PASS
TNVN	11B	2472	Ant 1	2504.385	-66.63	<=-20	PASS
TNVN	11B	2472	Ant 1	2505.385	-63.18	<=-20	PASS
TNVN	11B	2472	Ant 1	2506.385	-63.42	<=-20	PASS
TNVN	11B	2472	Ant 1	2507.385	-57.73	<=-20	PASS
TNVN	11B	2472	Ant 1	2508.385	-60.98	<=-20	PASS
TNVN	11B	2472	Ant 1	2509.385	-66.04	<=-20	PASS
TNVN	11B	2472	Ant 1	2510.385	-62.69	<=-20	PASS
TNVN	11B	2472	Ant 1	2511.385	-65.67	<=-20	PASS
TNVN	11B	2472	Ant 1	2511.770	-59.10	<=-20	PASS
TNVN	11G	2412	Ant 1	2366.863	-60.13	<=-20	PASS
TNVN	11G	2412	Ant 1	2367.226	-58.31	<=-20	PASS
TNVN	11G	2412	Ant 1	2367.863	-59.35	<=-20	PASS
TNVN	11G	2412	Ant 1	2368.863	-58.82	<=-20	PASS
TNVN	11G	2412	Ant 1	2369.863	-56.00	<=-20	PASS
TNVN	11G	2412	Ant 1	2370.863	-57.95	<=-20	PASS
TNVN	11G	2412	Ant 1	2371.863	-58.23	<=-20	PASS
TNVN	11G	2412	Ant 1	2372.863	-56.27	<=-20	PASS
TNVN	11G	2412	Ant 1	2373.863	-58.21	<=-20	PASS
TNVN	11G	2412	Ant 1	2374.863	-55.55	<=-20	PASS
TNVN	11G	2412	Ant 1	2375.863	-56.62	<=-20	PASS
TNVN	11G	2412	Ant 1	2376.863	-57.63	<=-20	PASS
TNVN	11G	2412	Ant 1	2377.863	-58.18	<=-20	PASS
TNVN	11G	2412	Ant 1	2378.863	-55.21	<=-20	PASS
TNVN	11G	2412	Ant 1	2379.863	-55.43	<=-20	PASS
TNVN	11G	2412	Ant 1	2380.863	-57.44	<=-20	PASS
TNVN	11G	2412	Ant 1	2381.863	-54.62	<=-20	PASS
TNVN	11G	2412	Ant 1	2382.863	-52.82	<=-20	PASS
TNVN	11G	2412	Ant 1	2383.500	-53.19	<=-10	PASS
TNVN	11G	2412	Ant 1	2383.863	-52.25	<=-10	PASS
TNVN	11G	2412	Ant 1	2384.500	-55.68	<=-10	PASS

The results shown in this test report refer only to the sample(s) tested unless otherwise stated. The sample(s) are retained for 30 days only. The document is issued by HUAK, this document cannot be reproduced except in full with our prior written permission. The more details and the authenticity of the report will be confirmed at http://www.cer-mark.com.

TNVN	11G	2412	Ant 1	2385.500	-54.24	<=-10	PASS
TNVN	11G	2412	Ant 1	2386.500	-50.60	<=-10	PASS
TNVN	11G	2412	Ant 1	2387.500	-52.39	<=-10	PASS
TNVN	11G	2412	Ant 1	2388.500	-57.30	<=-10	PASS
TNVN	11G	2412	Ant 1	2389.500	-51.52	<=-10	PASS
TNVN	11G	2412	Ant 1	2390.500	-50.17	<=-10	PASS
TNVN	11G	2412	Ant 1	2391.500	-48.74	<=-10	PASS
TNVN	11G	2412	Ant 1	2392.500	-47.50	<=-10	PASS
TNVN	11G	2412	Ant 1	2393.500	-49.19	<=-10	PASS
TNVN	11G	2412	Ant 1	2394.500	-45.16	<=-10	PASS
TNVN	11G	2412	Ant 1	2395.500	-52.20	<=-10	PASS
TNVN	11G	2412	Ant 1	2396.500	-46.24	<=-10	PASS
TNVN	11G	2412	Ant 1	2397.500	-41.04	<=-10	PASS
TNVN	11G	2412	Ant 1	2398.500	-44.53	<=-10	PASS
TNVN	11G	2412	Ant 1	2399.500	-45.93	<=-10	PASS
TNVN	11G	2412	Ant 1	2484.000	-58.25	<=-10	PASS
TNVN	11G	2412	Ant 1	2485.000	-61.26	<=-10	PASS
TNVN	11G	2412	Ant 1	2486.000	-63.83	<=-10	PASS
TNVN	11G	2412	Ant 1	2487.000	-57.03	<=-10	PASS
TNVN	11G	2412	Ant 1	2488.000	-58.73	<=-10	PASS
TNVN	11G	2412	Ant 1	2489.000	-61.49	<=-10	PASS
TNVN	11G	2412	Ant 1	2490.000	-56.11	<=-10	PASS
TNVN	11G	2412	Ant 1	2491.000	-57.92	<=-10	PASS
TNVN	11G	2412	Ant 1	2492.000	-62.27	<=-10	PASS
TNVN	11G	2412	Ant 1	2493.000	-63.79	<=-10	PASS
TNVN	11G	2412	Ant 1	2494.000	-62.34	<=-10	PASS
TNVN	11G	2412	Ant 1	2495.000	-61.18	<=-10	PASS
TNVN	11G	2412	Ant 1	2496.000	-58.97	<=-10	PASS
TNVN	11G	2412	Ant 1	2497.000	-66.05	<=-10	PASS
TNVN	11G	2412	Ant 1	2498.000	-62.72	<=-10	PASS
TNVN	11G	2412	Ant 1	2499.000	-68.07	<=-10	PASS
TNVN	11G	2412	Ant 1	2499.637	-63.67	<=-10	PASS
TNVN	11G	2412	Ant 1	2500.000	-58.36	<=-10	PASS
TNVN	11G	2412	Ant 1	2500.637	-59.83	<=-20	PASS
TNVN	11G	2412	Ant 1	2501.637	-58.87	<=-20	PASS
TNVN	11G	2412	Ant 1	2502.637	-61.25	<=-20	PASS

The results shown in this test report refer only to the sample(s) tested unless otherwise stated and the sample(s) are retained for 30 days only. The document is issued by HUAK, this document cannot be reproduced except in full with our prior written permission. The more details and the authenticity of the report will be confirmed at http://www.cer-mark.com.

TNVN	11G	2412	Ant 1	2503.637	-65.73	<=-20	PASS
TNVN	11G	2412	Ant 1	2504.637	-60.24	<=-20	PASS
TNVN	11G	2412	Ant 1	2505.637	-65.51	<=-20	PASS
TNVN	11G	2412	Ant 1	2506.637	-61.25	<=-20	PASS
TNVN	11G	2412	Ant 1	2507.637	-62.51	<=-20	PASS
TNVN	11G	2412	Ant 1	2508.637	-58.92	<=-20	PASS
TNVN	11G	2412	Ant 1	2509.637	-63.19	<=-20	PASS
TNVN	11G	2412	Ant 1	2510.637	-61.62	<=-20	PASS
TNVN	11G	2412	Ant 1	2511.637	-65.72	<=-20	PASS
TNVN	11G	2412	Ant 1	2512.637	-64.73	<=-20	PASS
TNVN	11G	2412	Ant 1	2513.637	-62.98	<=-20	PASS
TNVN	11G	2412	Ant 1	2514.637	-63.34	<=-20	PASS
TNVN	11G	2412	Ant 1	2515.637	-64.10	<=-20	PASS
TNVN	11G	2412	Ant 1	2516.274	-62.70	<=-20	PASS
TNVN	11G	2412	Ant 1	2516.637	-65.87	<=-20	PASS
TNVN	11G	2472	Ant 1	2366.869	-63.89	<=-20	PASS
TNVN	11G	2472	Ant 1	2367.238	-62.19	<=-20	PASS
TNVN	11G	2472	Ant 1	2367.869	-63.70	<=-20	PASS
TNVN	11G	2472	Ant 1	2368.869	-64.33	<=-20	PASS
TNVN	11G	2472	Ant 1	2369.869	-67.23	<=-20	PASS
TNVN	11G	2472	Ant 1	2370.869	-63.15	<=-20	PASS
TNVN	11G	2472	Ant 1	2371.869	-64.77	<=-20	PASS
TNVN	11G	2472	Ant 1	2372.869	-71.58	<=-20	PASS
TNVN	11G	2472	Ant 1	2373.869	-64.27	<=-20	PASS
TNVN	11G	2472	Ant 1	2374.869	-62.27	<=-20	PASS
TNVN	11G	2472	Ant 1	2375.869	-65.88	<=-20	PASS
TNVN	11G	2472	Ant 1	2376.869	-65.12	<=-20	PASS
TNVN	11G	2472	Ant 1	2377.869	-64.20	<=-20	PASS
TNVN	11G	2472	Ant 1	2378.869	-61.41	<=-20	PASS
TNVN	11G	2472	Ant 1	2379.869	-59.95	<=-20	PASS
TNVN	11G	2472	Ant 1	2380.869	-59.56	<=-20	PASS
TNVN	11G	2472	Ant 1	2381.869	-65.70	<=-20	PASS
TNVN	11G	2472	Ant 1	2382.869	-65.92	<=-20	PASS
TNVN	11G	2472	Ant 1	2383.500	-62.37	<=-10	PASS
TNVN	11G	2472	Ant 1	2383.869	-65.92	<=-10	PASS
TNVN	11G	2472	Ant 1	2384.500	-62.80	<=-10	PASS

The results shown in this test report refer only to the sample(s) tested unless otherwise stated. The sample(s) are retained for 30 days only. The document is issued by HUAK, this document cannot be reproduced except in full with our prior written permission. The more details and the authenticity of the report will be confirmed at http://www.cer-mark.com.

TNVN	11G	2472	Ant 1	2385.500	-62.16	<=-10	PASS
TNVN	11G	2472	Ant 1	2386.500	-64.48	<=-10	PASS
TNVN	11G	2472	Ant 1	2387.500	-61.68	<=-10	PASS
TNVN	11G	2472	Ant 1	2388.500	-56.86	<=-10	PASS
TNVN	11G	2472	Ant 1	2389.500	-62.18	<=-10	PASS
TNVN	11G	2472	Ant 1	2390.500	-59.67	<=-10	PASS
TNVN	11G	2472	Ant 1	2391.500	-59.88	<=-10	PASS
TNVN	11G	2472	Ant 1	2392.500	-60.87	<=-10	PASS
TNVN	11G	2472	Ant 1	2393.500	-64.75	<=-10	PASS
TNVN	11G	2472	Ant 1	2394.500	-65.07	<=-10	PASS
TNVN	11G	2472	Ant 1	2395.500	-66.50	<=-10	PASS
TNVN	11G	2472	Ant 1	2396.500	-57.20	<=-10	PASS
TNVN	11G	2472	Ant 1	2397.500	-58.68	<=-10	PASS
TNVN	11G	2472	Ant 1	2398.500	-61.37	<=-10	PASS
TNVN	11G	2472	Ant 1	2399.500	-62.80	<=-10	PASS
TNVN	11G	2472	Ant 1	2484.000	-44.66	<=-10	PASS
TNVN	11G	2472	Ant 1	2485.000	-42.36	<=-10	PASS
TNVN	11G	2472	Ant 1	2486.000	-45.49	<=-10	PASS
TNVN	11G	2472	Ant 1	2487.000	-48.85	<=-10	PASS
TNVN	11G	2472	Ant 1	2488.000	-47.98	<=-10	PASS
TNVN	11G	2472	Ant 1	2489.000	-44.53	<=-10	PASS
TNVN	11G	2472	Ant 1	2490.000	-46.24	<=-10	PASS
TNVN	11G	2472	Ant 1	2491.000	-44.25	<=-10	PASS
TNVN	11G	2472	Ant 1	2492.000	-45.78	<=-10	PASS
TNVN	11G	2472	Ant 1	2493.000	-50.10	<=-10	PASS
TNVN	11G	2472	Ant 1	2494.000	-51.66	<=-10	PASS
TNVN	11G	2472	Ant 1	2495.000	-48.11	<=-10	PASS
TNVN	11G	2472	Ant 1	2496.000	-49.39	<=-10	PASS
TNVN	11G	2472	Ant 1	2497.000	-49.65	<=-10	PASS
TNVN	11G	2472	Ant 1	2498.000	-49.83	<=-10	PASS
TNVN	11G	2472	Ant 1	2499.000	-57.29	<=-10	PASS
TNVN	11G	2472	Ant 1	2499.631	-57.93	<=-10	PASS
TNVN	11G	2472	Ant 1	2500.000	-51.32	<=-10	PASS
TNVN	11G	2472	Ant 1	2500.631	-58.31	<=-20	PASS
TNVN	11G	2472	Ant 1	2501.631	-54.02	<=-20	PASS
TNVN	11G	2472	Ant 1	2502.631	-51.26	<=-20	PASS

The results shown in this test report refer only to the sample(s) tested unless otherwise stated. The sample(s) are retained for 30 days only. The document is issued by HUAK, this document cannot be reproduced except in full with our prior written permission. The more details and the authenticity of the report will be confirmed at http://www.cer-mark.com.

TNVN	11G	2472	Ant 1	2503.631	-57.08	<=-20	PASS
TNVN	11G	2472	Ant 1	2504.631	-58.16	<=-20	PASS
TNVN	11G	2472	Ant 1	2505.631	-53.52	<=-20	PASS
TNVN	11G	2472	Ant 1	2506.631	-55.07	<=-20	PASS
TNVN	11G	2472	Ant 1	2507.631	-59.00	<=-20	PASS
TNVN	11G	2472	Ant 1	2508.631	-56.80	<=-20	PASS
TNVN	11G	2472	Ant 1	2509.631	-59.43	<=-20	PASS
TNVN	11G	2472	Ant 1	2510.631	-56.13	<=-20	PASS
TNVN	11G	2472	Ant 1	2511.631	-57.08	<=-20	PASS
TNVN	11G	2472	Ant 1	2512.631	-55.99	<=-20	PASS
TNVN	11G	2472	Ant 1	2513.631	-58.55	<=-20	PASS
TNVN	11G	2472	Ant 1	2514.631	-60.06	<=-20	PASS
TNVN	11G	2472	Ant 1	2515.631	-55.77	<=-20	PASS
TNVN	11G	2472	Ant 1	2516.262	-56.61	<=-20	PASS
TNVN	11G	2472	Ant 1	2516.631	-57.08	<=-20	PASS
TNVN	11N20	2412	Ant 1	2364.693	-58.29	<=-20	PASS
TNVN	11N20	2412	Ant 1	2364.886	-58.22	<=-20	PASS
TNVN	11N20	2412	Ant 1	2365.693	-56.04	<=-20	PASS
TNVN	11N20	2412	Ant 1	2366.693	-57.80	<=-20	PASS
TNVN	11N20	2412	Ant 1	2367.693	-59.14	<=-20	PASS
TNVN	11N20	2412	Ant 1	2368.693	-55.52	<=-20	PASS
TNVN	11N20	2412	Ant 1	2369.693	-61.38	<=-20	PASS
TNVN	11N20	2412	Ant 1	2370.693	-59.37	<=-20	PASS
TNVN	11N20	2412	Ant 1	2371.693	-57.35	<=-20	PASS
TNVN	11N20	2412	Ant 1	2372.693	-59.06	<=-20	PASS
TNVN	11N20	2412	Ant 1	2373.693	-55.99	<=-20	PASS
TNVN	11N20	2412	Ant 1	2374.693	-56.51	<=-20	PASS
TNVN	11N20	2412	Ant 1	2375.693	-56.68	<=-20	PASS
TNVN	11N20	2412	Ant 1	2376.693	-58.87	<=-20	PASS
TNVN	11N20	2412	Ant 1	2377.693	-53.50	<=-20	PASS
TNVN	11N20	2412	Ant 1	2378.693	-59.80	<=-20	PASS
TNVN	11N20	2412	Ant 1	2379.693	-52.99	<=-20	PASS
TNVN	11N20	2412	Ant 1	2380.693	-61.39	<=-20	PASS
TNVN	11N20	2412	Ant 1	2381.693	-50.66	<=-20	PASS
TNVN	11N20	2412	Ant 1	2382.500	-48.67	<=-10	PASS
TNVN	11N20	2412	Ant 1	2382.693	-54.13	<=-10	PASS

The results shown in this test report refer only to the sample(s) tested unless otherwise stated. The sample(s) are retained for 30 days only. The document is issued by HUAK, this document cannot be reproduced except in full with our prior written permission. The more details and the authenticity of the report will be confirmed at http://www.cer-mark.com.

TNVN	11N20	2412	Ant 1	2383.500	-53.18	<=-10	PASS
TNVN	11N20	2412	Ant 1	2384.500	-53.75	<=-10	PASS
TNVN	11N20	2412	Ant 1	2385.500	-55.03	<=-10	PASS
TNVN	11N20	2412	Ant 1	2386.500	-54.13	<=-10	PASS
TNVN	11N20	2412	Ant 1	2387.500	-52.71	<=-10	PASS
TNVN	11N20	2412	Ant 1	2388.500	-52.29	<=-10	PASS
TNVN	11N20	2412	Ant 1	2389.500	-51.11	<=-10	PASS
TNVN	11N20	2412	Ant 1	2390.500	-52.64	<=-10	PASS
TNVN	11N20	2412	Ant 1	2391.500	-50.02	<=-10	PASS
TNVN	11N20	2412	Ant 1	2392.500	-50.27	<=-10	PASS
TNVN	11N20	2412	Ant 1	2393.500	-46.27	<=-10	PASS
TNVN	11N20	2412	Ant 1	2394.500	-46.26	<=-10	PASS
TNVN	11N20	2412	Ant 1	2395.500	-46.26	<=-10	PASS
TNVN	11N20	2412	Ant 1	2396.500	-47.51	<=-10	PASS
TNVN	11N20	2412	Ant 1	2397.500	-48.27	<=-10	PASS
TNVN	11N20	2412	Ant 1	2398.500	-43.23	<=-10	PASS
TNVN	11N20	2412	Ant 1	2399.500	-44.29	<=-10	PASS
TNVN	11N20	2412	Ant 1	2484.000	-58.20	<=-10	PASS
TNVN	11N20	2412	Ant 1	2485.000	-62.85	<=-10	PASS
TNVN	11N20	2412	Ant 1	2486.000	-58.90	<=-10	PASS
TNVN	11N20	2412	Ant 1	2487.000	-68.45	<=-10	PASS
TNVN	11N20	2412	Ant 1	2488.000	-62.68	<=-10	PASS
TNVN	11N20	2412	Ant 1	2489.000	-60.42	<=-10	PASS
TNVN	11N20	2412	Ant 1	2490.000	-60.47	<=-10	PASS
TNVN	11N20	2412	Ant 1	2491.000	-61.83	<=-10	PASS
TNVN	11N20	2412	Ant 1	2492.000	-59.89	<=-10	PASS
TNVN	11N20	2412	Ant 1	2493.000	-61.74	<=-10	PASS
TNVN	11N20	2412	Ant 1	2494.000	-62.84	<=-10	PASS
TNVN	11N20	2412	Ant 1	2495.000	-61.37	<=-10	PASS
TNVN	11N20	2412	Ant 1	2496.000	-59.86	<=-10	PASS
TNVN	11N20	2412	Ant 1	2497.000	-63.83	<=-10	PASS
TNVN	11N20	2412	Ant 1	2498.000	-59.79	<=-10	PASS
TNVN	11N20	2412	Ant 1	2499.000	-63.03	<=-10	PASS
TNVN	11N20	2412	Ant 1	2500.000	-59.02	<=-10	PASS
TNVN	11N20	2412	Ant 1	2500.807	-62.41	<=-10	PASS
TNVN	11N20	2412	Ant 1	2501.000	-61.60	<=-10	PASS

The results shown in this test report refer only to the sample(s) tested unless otherwise stated. The sample(s) are retained for 30 days only. The document is issued by HUAK, this document cannot be reproduced except in full with our prior written permission. The more details and the authenticity of the report will be confirmed at http://www.cer-mark.com.

TNVN	11N20	2412	Ant 1	2501.807	-60.31	<=-20	PASS
TNVN	11N20	2412	Ant 1	2502.807	-63.45	<=-20	PASS
TNVN	11N20	2412	Ant 1	2503.807	-61.24	<=-20	PASS
TNVN	11N20	2412	Ant 1	2504.807	-64.93	<=-20	PASS
TNVN	11N20	2412	Ant 1	2505.807	-64.55	<=-20	PASS
TNVN	11N20	2412	Ant 1	2506.807	-59.93	<=-20	PASS
TNVN	11N20	2412	Ant 1	2507.807	-63.99	<=-20	PASS
TNVN	11N20	2412	Ant 1	2508.807	-62.57	<=-20	PASS
TNVN	11N20	2412	Ant 1	2509.807	-59.95	<=-20	PASS
TNVN	11N20	2412	Ant 1	2510.807	-62.75	<=-20	PASS
TNVN	11N20	2412	Ant 1	2511.807	-62.50	<=-20	PASS
TNVN	11N20	2412	Ant 1	2512.807	-67.45	<=-20	PASS
TNVN	11N20	2412	Ant 1	2513.807	-61.00	<=-20	PASS
TNVN	11N20	2412	Ant 1	2514.807	-64.57	<=-20	PASS
TNVN	11N20	2412	Ant 1	2515.807	-65.87	<=-20	PASS
TNVN	11N20	2412	Ant 1	2516.807	-60.43	<=-20	PASS
TNVN	11N20	2412	Ant 1	2517.807	-67.23	<=-20	PASS
TNVN	11N20	2412	Ant 1	2518.614	-63.14	<=-20	PASS
TNVN	11N20	2412	Ant 1	2518.807	-63.73	<=-20	PASS
TNVN	11N20	2472	Ant 1	2364.698	-60.17	<=-20	PASS
TNVN	11N20	2472	Ant 1	2364.896	-63.37	<=-20	PASS
TNVN	11N20	2472	Ant 1	2365.698	-60.60	<=-20	PASS
TNVN	11N20	2472	Ant 1	2366.698	-65.06	<=-20	PASS
TNVN	11N20	2472	Ant 1	2367.698	-68.50	<=-20	PASS
TNVN	11N20	2472	Ant 1	2368.698	-69.82	<=-20	PASS
TNVN	11N20	2472	Ant 1	2369.698	-66.46	<=-20	PASS
TNVN	11N20	2472	Ant 1	2370.698	-66.97	<=-20	PASS
TNVN	11N20	2472	Ant 1	2371.698	-64.16	<=-20	PASS
TNVN	11N20	2472	Ant 1	2372.698	-68.98	<=-20	PASS
TNVN	11N20	2472	Ant 1	2373.698	-65.35	<=-20	PASS
TNVN	11N20	2472	Ant 1	2374.698	-65.37	<=-20	PASS
TNVN	11N20	2472	Ant 1	2375.698	-61.68	<=-20	PASS
TNVN	11N20	2472	Ant 1	2376.698	-66.30	<=-20	PASS
TNVN	11N20	2472	Ant 1	2377.698	-63.43	<=-20	PASS
TNVN	11N20	2472	Ant 1	2378.698	-60.59	<=-20	PASS
TNVN	11N20	2472	Ant 1	2379.698	-61.90	<=-20	PASS

The results shown in this test report refer only to the sample(s) tested unless otherwise stated. The sample(s) are retained for 30 days only. The document is issued by HUAK, this document cannot be reproduced except in full with our prior written permission. The more details and the authenticity of the report will be confirmed at http://www.cer-mark.com.

TNVN	11N20	2472	Ant 1	2380.698	-66.03	<=-20	PASS
TNVN	11N20	2472	Ant 1	2381.698	-64.50	<=-20	PASS
TNVN	11N20	2472	Ant 1	2382.500	-61.10	<=-10	PASS
TNVN	11N20	2472	Ant 1	2382.698	-64.57	<=-10	PASS
TNVN	11N20	2472	Ant 1	2383.500	-62.87	<=-10	PASS
TNVN	11N20	2472	Ant 1	2384.500	-65.78	<=-10	PASS
TNVN	11N20	2472	Ant 1	2385.500	-63.82	<=-10	PASS
TNVN	11N20	2472	Ant 1	2386.500	-64.82	<=-10	PASS
TNVN	11N20	2472	Ant 1	2387.500	-60.61	<=-10	PASS
TNVN	11N20	2472	Ant 1	2388.500	-66.43	<=-10	PASS
TNVN	11N20	2472	Ant 1	2389.500	-64.14	<=-10	PASS
TNVN	11N20	2472	Ant 1	2390.500	-61.56	<=-10	PASS
TNVN	11N20	2472	Ant 1	2391.500	-63.44	<=-10	PASS
TNVN	11N20	2472	Ant 1	2392.500	-63.21	<=-10	PASS
TNVN	11N20	2472	Ant 1	2393.500	-64.64	<=-10	PASS
TNVN	11N20	2472	Ant 1	2394.500	-61.65	<=-10	PASS
TNVN	11N20	2472	Ant 1	2395.500	-61.13	<=-10	PASS
TNVN	11N20	2472	Ant 1	2396.500	-63.64	<=-10	PASS
TNVN	11N20	2472	Ant 1	2397.500	-62.60	<=-10	PASS
TNVN	11N20	2472	Ant 1	2398.500	-63.71	<=-10	PASS
TNVN	11N20	2472	Ant 1	2399.500	-62.33	<=-10	PASS
TNVN	11N20	2472	Ant 1	2484.000	-45.97	<=-10	PASS
TNVN	11N20	2472	Ant 1	2485.000	-46.28	<=-10	PASS
TNVN	11N20	2472	Ant 1	2486.000	-42.34	<=-10	PASS
TNVN	11N20	2472	Ant 1	2487.000	-45.99	<=-10	PASS
TNVN	11N20	2472	Ant 1	2488.000	-46.37	<=-10	PASS
TNVN	11N20	2472	Ant 1	2489.000	-51.05	<=-10	PASS
TNVN	11N20	2472	Ant 1	2490.000	-47.21	<=-10	PASS
TNVN	11N20	2472	Ant 1	2491.000	-45.91	<=-10	PASS
TNVN	11N20	2472	Ant 1	2492.000	-53.09	<=-10	PASS
TNVN	11N20	2472	Ant 1	2493.000	-47.33	<=-10	PASS
TNVN	11N20	2472	Ant 1	2494.000	-51.46	<=-10	PASS
TNVN	11N20	2472	Ant 1	2495.000	-48.81	<=-10	PASS
TNVN	11N20	2472	Ant 1	2496.000	-52.77	<=-10	PASS
TNVN	11N20	2472	Ant 1	2497.000	-53.71	<=-10	PASS
TNVN	11N20	2472	Ant 1	2498.000	-55.40	<=-10	PASS

The results shown in this test report refer only to the sample(s) tested unless otherwise stated. The sample(s) are retained for 30 days only. The document is issued by HUAK, this document cannot be reproduced except in full with our prior written permission. The more details and the authenticity of the report will be confirmed at http://www.cer-mark.com.

TNVN	11N20	2472	Ant 1	2499.000	-51.19	<=-10	PASS
TNVN	11N20	2472	Ant 1	2500.000	-56.26	<=-10	PASS
TNVN	11N20	2472	Ant 1	2500.802	-54.70	<=-10	PASS
TNVN	11N20	2472	Ant 1	2501.000	-57.11	<=-10	PASS
TNVN	11N20	2472	Ant 1	2501.802	-57.67	<=-20	PASS
TNVN	11N20	2472	Ant 1	2502.802	-58.78	<=-20	PASS
TNVN	11N20	2472	Ant 1	2503.802	-54.15	<=-20	PASS
TNVN	11N20	2472	Ant 1	2504.802	-60.25	<=-20	PASS
TNVN	11N20	2472	Ant 1	2505.802	-57.77	<=-20	PASS
TNVN	11N20	2472	Ant 1	2506.802	-62.06	<=-20	PASS
TNVN	11N20	2472	Ant 1	2507.802	-59.46	<=-20	PASS
TNVN	11N20	2472	Ant 1	2508.802	-58.29	<=-20	PASS
TNVN	11N20	2472	Ant 1	2509.802	-60.48	<=-20	PASS
TNVN	11N20	2472	Ant 1	2510.802	-58.85	<=-20	PASS
TNVN	11N20	2472	Ant 1	2511.802	-58.17	<=-20	PASS
TNVN	11N20	2472	Ant 1	2512.802	-58.39	<=-20	PASS
TNVN	11N20	2472	Ant 1	2513.802	-56.32	<=-20	PASS
TNVN	11N20	2472	Ant 1	2514.802	-57.44	<=-20	PASS
TNVN	11N20	2472	Ant 1	2515.802	-62.63	<=-20	PASS
TNVN	11N20	2472	Ant 1	2516.802	-60.88	<=-20	PASS
TNVN	11N20	2472	Ant 1	2517.802	-59.04	<=-20	PASS
TNVN	11N20	2472	Ant 1	2518.604	-57.56	<=-20	PASS
TNVN	11N20	2472	Ant 1	2518.802	-59.37	<=-20	PASS
TNVN	11N40	2422	Ant 1	2327.870	-64.62	<=-20	PASS
TNVN	11N40	2422	Ant 1	2328.185	-62.12	<=-20	PASS
TNVN	11N40	2422	Ant 1	2329.185	-63.19	<=-20	PASS
TNVN	11N40	2422	Ant 1	2330.185	-65.31	<=-20	PASS
TNVN	11N40	2422	Ant 1	2331.185	-63.34	<=-20	PASS
TNVN	11N40	2422	Ant 1	2332.185	-63.45	<=-20	PASS
TNVN	11N40	2422	Ant 1	2333.185	-66.62	<=-20	PASS
TNVN	11N40	2422	Ant 1	2334.185	-65.67	<=-20	PASS
TNVN	11N40	2422	Ant 1	2335.185	-65.25	<=-20	PASS
TNVN	11N40	2422	Ant 1	2336.185	-64.78	<=-20	PASS
TNVN	11N40	2422	Ant 1	2337.185	-63.57	<=-20	PASS
TNVN	11N40	2422	Ant 1	2338.185	-61.04	<=-20	PASS
TNVN	11N40	2422	Ant 1	2339.185	-65.44	<=-20	PASS

The results shown in this test report refer only to the sample(s) tested unless otherwise stated. The sample(s) are retained for 30 days only. The document is issued by HUAK, this document cannot be reproduced except in full with our prior written permission. The more details and the authenticity of the report will be confirmed at http://www.cer-mark.com.

TNVN	11N40	2422	Ant 1	2340.185	-63.60	<=-20	PASS
TNVN	11N40	2422	Ant 1	2341.185	-62.45	<=-20	PASS
TNVN	11N40	2422	Ant 1	2342.185	-62.48	<=-20	PASS
TNVN	11N40	2422	Ant 1	2343.185	-59.05	<=-20	PASS
TNVN	11N40	2422	Ant 1	2344.185	-64.30	<=-20	PASS
TNVN	11N40	2422	Ant 1	2345.185	-63.04	<=-20	PASS
TNVN	11N40	2422	Ant 1	2346.185	-62.08	<=-20	PASS
TNVN	11N40	2422	Ant 1	2347.185	-62.35	<=-20	PASS
TNVN	11N40	2422	Ant 1	2348.185	-57.94	<=-20	PASS
TNVN	11N40	2422	Ant 1	2349.185	-57.25	<=-20	PASS
TNVN	11N40	2422	Ant 1	2350.185	-60.74	<=-20	PASS
TNVN	11N40	2422	Ant 1	2351.185	-57.33	<=-20	PASS
TNVN	11N40	2422	Ant 1	2352.185	-63.83	<=-20	PASS
TNVN	11N40	2422	Ant 1	2353.185	-60.68	<=-20	PASS
TNVN	11N40	2422	Ant 1	2354.185	-56.89	<=-20	PASS
TNVN	11N40	2422	Ant 1	2355.185	-58.14	<=-20	PASS
TNVN	11N40	2422	Ant 1	2356.185	-56.22	<=-20	PASS
TNVN	11N40	2422	Ant 1	2357.185	-60.79	<=-20	PASS
TNVN	11N40	2422	Ant 1	2358.185	-57.15	<=-20	PASS
TNVN	11N40	2422	Ant 1	2359.185	-61.27	<=-20	PASS
TNVN	11N40	2422	Ant 1	2360.185	-52.39	<=-20	PASS
TNVN	11N40	2422	Ant 1	2361.185	-57.10	<=-20	PASS
TNVN	11N40	2422	Ant 1	2362.185	-60.20	<=-20	PASS
TNVN	11N40	2422	Ant 1	2363.185	-58.36	<=-20	PASS
TNVN	11N40	2422	Ant 1	2364.185	-55.95	<=-10	PASS
TNVN	11N40	2422	Ant 1	2364.500	-57.15	<=-10	PASS
TNVN	11N40	2422	Ant 1	2365.500	-53.26	<=-10	PASS
TNVN	11N40	2422	Ant 1	2366.500	-58.37	<=-10	PASS
TNVN	11N40	2422	Ant 1	2367.500	-51.12	<=-10	PASS
TNVN	11N40	2422	Ant 1	2368.500	-56.91	<=-10	PASS
TNVN	11N40	2422	Ant 1	2369.500	-57.52	<=-10	PASS
TNVN	11N40	2422	Ant 1	2370.500	-53.39	<=-10	PASS
TNVN	11N40	2422	Ant 1	2371.500	-55.07	<=-10	PASS
TNVN	11N40	2422	Ant 1	2372.500	-56.82	<=-10	PASS
TNVN	11N40	2422	Ant 1	2373.500	-51.16	<=-10	PASS
TNVN	11N40	2422	Ant 1	2374.500	-56.89	<=-10	PASS

The results shown in this test report refer only to the sample(s) tested unless otherwise stated. The sample(s) are retained for 30 days only. The document is issued by HUAK, this document cannot be reproduced except in full with our prior written permission. The more details and the authenticity of the report will be confirmed at http://www.cer-mark.com.

TNVN	11N40	2422	Ant 1	2375.500	-56.34	<=-10	PASS
TNVN	11N40	2422	Ant 1	2376.500	-58.43	<=-10	PASS
TNVN	11N40	2422	Ant 1	2377.500	-53.86	<=-10	PASS
TNVN	11N40	2422	Ant 1	2378.500	-55.56	<=-10	PASS
TNVN	11N40	2422	Ant 1	2379.500	-53.67	<=-10	PASS
TNVN	11N40	2422	Ant 1	2380.500	-55.30	<=-10	PASS
TNVN	11N40	2422	Ant 1	2381.500	-51.31	<=-10	PASS
TNVN	11N40	2422	Ant 1	2382.500	-52.02	<=-10	PASS
TNVN	11N40	2422	Ant 1	2383.500	-48.60	<=-10	PASS
TNVN	11N40	2422	Ant 1	2384.500	-45.49	<=-10	PASS
TNVN	11N40	2422	Ant 1	2385.500	-49.80	<=-10	PASS
TNVN	11N40	2422	Ant 1	2386.500	-51.39	<=-10	PASS
TNVN	11N40	2422	Ant 1	2387.500	-52.26	<=-10	PASS
TNVN	11N40	2422	Ant 1	2388.500	-48.63	<=-10	PASS
TNVN	11N40	2422	Ant 1	2389.500	-49.66	<=-10	PASS
TNVN	11N40	2422	Ant 1	2390.500	-48.31	<=-10	PASS
TNVN	11N40	2422	Ant 1	2391.500	-47.99	<=-10	PASS
TNVN	11N40	2422	Ant 1	2392.500	-50.12	<=-10	PASS
TNVN	11N40	2422	Ant 1	2393.500	-48.99	<=-10	PASS
TNVN	11N40	2422	Ant 1	2394.500	-51.15	<=-10	PASS
TNVN	11N40	2422	Ant 1	2395.500	-45.62	<=-10	PASS
TNVN	11N40	2422	Ant 1	2396.500	-53.05	<=-10	PASS
TNVN	11N40	2422	Ant 1	2397.500	-50.42	<=-10	PASS
TNVN	11N40	2422	Ant 1	2398.500	-48.25	<=-10	PASS
TNVN	11N40	2422	Ant 1	2399.500	-47.13	<=-10	PASS
TNVN	11N40	2422	Ant 1	2484.000	-54.05	<=-10	PASS
TNVN	11N40	2422	Ant 1	2485.000	-62.87	<=-10	PASS
TNVN	11N40	2422	Ant 1	2486.000	-55.14	<=-10	PASS
TNVN	11N40	2422	Ant 1	2487.000	-63.85	<=-10	PASS
TNVN	11N40	2422	Ant 1	2488.000	-58.42	<=-10	PASS
TNVN	11N40	2422	Ant 1	2489.000	-63.92	<=-10	PASS
TNVN	11N40	2422	Ant 1	2490.000	-58.88	<=-10	PASS
TNVN	11N40	2422	Ant 1	2491.000	-58.27	<=-10	PASS
TNVN	11N40	2422	Ant 1	2492.000	-62.04	<=-10	PASS
TNVN	11N40	2422	Ant 1	2493.000	-60.04	<=-10	PASS
TNVN	11N40	2422	Ant 1	2494.000	-58.98	<=-10	PASS

The results shown in this test report refer only to the sample(s) tested unless otherwise stated. The sample(s) are retained for 30 days only. The document is issued by HUAK, this document cannot be reproduced except in full with our prior written permission. The more details and the authenticity of the report will be confirmed at http://www.cer-mark.com.

TNVN	11N40	2422	Ant 1	2495.000	-66.24	<=-10	PASS
TNVN	11N40	2422	Ant 1	2496.000	-63.16	<=-10	PASS
TNVN	11N40	2422	Ant 1	2497.000	-57.92	<=-10	PASS
TNVN	11N40	2422	Ant 1	2498.000	-58.49	<=-10	PASS
TNVN	11N40	2422	Ant 1	2499.000	-61.86	<=-10	PASS
TNVN	11N40	2422	Ant 1	2500.000	-64.86	<=-10	PASS
TNVN	11N40	2422	Ant 1	2501.000	-60.04	<=-10	PASS
TNVN	11N40	2422	Ant 1	2502.000	-64.89	<=-10	PASS
TNVN	11N40	2422	Ant 1	2503.000	-63.83	<=-10	PASS
TNVN	11N40	2422	Ant 1	2504.000	-61.27	<=-10	PASS
TNVN	11N40	2422	Ant 1	2505.000	-60.53	<=-10	PASS
TNVN	11N40	2422	Ant 1	2506.000	-60.77	<=-10	PASS
TNVN	11N40	2422	Ant 1	2507.000	-63.04	<=-10	PASS
TNVN	11N40	2422	Ant 1	2508.000	-62.93	<=-10	PASS
TNVN	11N40	2422	Ant 1	2509.000	-64.03	<=-10	PASS
TNVN	11N40	2422	Ant 1	2510.000	-63.38	<=-10	PASS
TNVN	11N40	2422	Ant 1	2511.000	-64.59	<=-10	PASS
TNVN	11N40	2422	Ant 1	2512.000	-63.27	<=-10	PASS
TNVN	11N40	2422	Ant 1	2513.000	-58.74	<=-10	PASS
TNVN	11N40	2422	Ant 1	2514.000	-65.09	<=-10	PASS
TNVN	11N40	2422	Ant 1	2515.000	-62.89	<=-10	PASS
TNVN	11N40	2422	Ant 1	2516.000	-65.22	<=-10	PASS
TNVN	11N40	2422	Ant 1	2517.000	-61.38	<=-10	PASS
TNVN	11N40	2422	Ant 1	2518.000	-62.95	<=-10	PASS
TNVN	11N40	2422	Ant 1	2519.000	-65.31	<=-10	PASS
TNVN	11N40	2422	Ant 1	2519.315	-64.83	<=-10	PASS
TNVN	11N40	2422	Ant 1	2520.315	-65.48	<=-20	PASS
TNVN	11N40	2422	Ant 1	2521.315	-67.77	<=-20	PASS
TNVN	11N40	2422	Ant 1	2522.315	-60.57	<=-20	PASS
TNVN	11N40	2422	Ant 1	2523.315	-67.46	<=-20	PASS
TNVN	11N40	2422	Ant 1	2524.315	-62.31	<=-20	PASS
TNVN	11N40	2422	Ant 1	2525.315	-60.89	<=-20	PASS
TNVN	11N40	2422	Ant 1	2526.315	-62.68	<=-20	PASS
TNVN	11N40	2422	Ant 1	2527.315	-64.07	<=-20	PASS
TNVN	11N40	2422	Ant 1	2528.315	-63.27	<=-20	PASS
TNVN	11N40	2422	Ant 1	2529.315	-64.29	<=-20	PASS

The results shown in this test report refer only to the sample(s) tested unless otherwise stated. The sample(s) are retained for 30 days only. The document is issued by HUAK, this document cannot be reproduced except in full with our prior written permission. The more details and the authenticity of the report will be confirmed at http://www.cer-mark.com.

TNVN	11N40	2422	Ant 1	2530.315	-66.83	<=-20	PASS
TNVN	11N40	2422	Ant 1	2531.315	-64.21	<=-20	PASS
TNVN	11N40	2422	Ant 1	2532.315	-65.00	<=-20	PASS
TNVN	11N40	2422	Ant 1	2533.315	-62.10	<=-20	PASS
TNVN	11N40	2422	Ant 1	2534.315	-62.36	<=-20	PASS
TNVN	11N40	2422	Ant 1	2535.315	-61.47	<=-20	PASS
TNVN	11N40	2422	Ant 1	2536.315	-66.07	<=-20	PASS
TNVN	11N40	2422	Ant 1	2537.315	-65.27	<=-20	PASS
TNVN	11N40	2422	Ant 1	2538.315	-65.26	<=-20	PASS
TNVN	11N40	2422	Ant 1	2539.315	-66.62	<=-20	PASS
TNVN	11N40	2422	Ant 1	2540.315	-67.70	<=-20	PASS
TNVN	11N40	2422	Ant 1	2541.315	-64.99	<=-20	PASS
TNVN	11N40	2422	Ant 1	2542.315	-66.32	<=-20	PASS
TNVN	11N40	2422	Ant 1	2543.315	-70.95	<=-20	PASS
TNVN	11N40	2422	Ant 1	2544.315	-66.84	<=-20	PASS
TNVN	11N40	2422	Ant 1	2545.315	-60.98	<=-20	PASS
TNVN	11N40	2422	Ant 1	2546.315	-61.61	<=-20	PASS
TNVN	11N40	2422	Ant 1	2547.315	-67.14	<=-20	PASS
TNVN	11N40	2422	Ant 1	2548.315	-66.79	<=-20	PASS
TNVN	11N40	2422	Ant 1	2549.315	-65.33	<=-20	PASS
TNVN	11N40	2422	Ant 1	2550.315	-65.58	<=-20	PASS
TNVN	11N40	2422	Ant 1	2551.315	-66.73	<=-20	PASS
TNVN	11N40	2422	Ant 1	2552.315	-64.39	<=-20	PASS
TNVN	11N40	2422	Ant 1	2553.315	-67.28	<=-20	PASS
TNVN	11N40	2422	Ant 1	2554.315	-62.23	<=-20	PASS
TNVN	11N40	2422	Ant 1	2555.315	-63.67	<=-20	PASS
TNVN	11N40	2422	Ant 1	2555.630	-67.21	<=-20	PASS
TNVN	11N40	2462	Ant 1	2328.362	-61.76	<=-20	PASS
TNVN	11N40	2462	Ant 1	2328.431	-59.63	<=-20	PASS
TNVN	11N40	2462	Ant 1	2329.431	-59.32	<=-20	PASS
TNVN	11N40	2462	Ant 1	2330.431	-55.76	<=-20	PASS
TNVN	11N40	2462	Ant 1	2331.431	-61.91	<=-20	PASS
TNVN	11N40	2462	Ant 1	2332.431	-57.40	<=-20	PASS
TNVN	11N40	2462	Ant 1	2333.431	-55.55	<=-20	PASS
TNVN	11N40	2462	Ant 1	2334.431	-57.38	<=-20	PASS
TNVN	11N40	2462	Ant 1	2335.431	-58.77	<=-20	PASS

The results shown in this test report refer only to the sample(s) tested unless otherwise stated. The sample(s) are retained for 30 days only. The document is issued by HUAK, this document cannot be reproduced except in full with our prior written permission. The more details and the authenticity of the report will be confirmed at http://www.cer-mark.com.

TNVN	11N40	2462	Ant 1	2336.431	-55.53	<=-20	PASS
TNVN	11N40	2462	Ant 1	2337.431	-55.62	<=-20	PASS
TNVN	11N40	2462	Ant 1	2338.431	-58.02	<=-20	PASS
TNVN	11N40	2462	Ant 1	2339.431	-57.24	<=-20	PASS
TNVN	11N40	2462	Ant 1	2340.431	-54.59	<=-20	PASS
TNVN	11N40	2462	Ant 1	2341.431	-56.73	<=-20	PASS
TNVN	11N40	2462	Ant 1	2342.431	-55.51	<=-20	PASS
TNVN	11N40	2462	Ant 1	2343.431	-57.05	<=-20	PASS
TNVN	11N40	2462	Ant 1	2344.431	-57.08	<=-20	PASS
TNVN	11N40	2462	Ant 1	2345.431	-55.46	<=-20	PASS
TNVN	11N40	2462	Ant 1	2346.431	-53.73	<=-20	PASS
TNVN	11N40	2462	Ant 1	2347.431	-49.68	<=-20	PASS
TNVN	11N40	2462	Ant 1	2348.431	-55.36	<=-20	PASS
TNVN	11N40	2462	Ant 1	2349.431	-53.50	<=-20	PASS
TNVN	11N40	2462	Ant 1	2350.431	-53.24	<=-20	PASS
TNVN	11N40	2462	Ant 1	2351.431	-57.25	<=-20	PASS
TNVN	11N40	2462	Ant 1	2352.431	-56.94	<=-20	PASS
TNVN	11N40	2462	Ant 1	2353.431	-59.02	<=-20	PASS
TNVN	11N40	2462	Ant 1	2354.431	-55.45	<=-20	PASS
TNVN	11N40	2462	Ant 1	2355.431	-54.98	<=-20	PASS
TNVN	11N40	2462	Ant 1	2356.431	-53.64	<=-20	PASS
TNVN	11N40	2462	Ant 1	2357.431	-54.38	<=-20	PASS
TNVN	11N40	2462	Ant 1	2358.431	-58.65	<=-20	PASS
TNVN	11N40	2462	Ant 1	2359.431	-57.50	<=-20	PASS
TNVN	11N40	2462	Ant 1	2360.431	-53.76	<=-20	PASS
TNVN	11N40	2462	Ant 1	2361.431	-51.16	<=-20	PASS
TNVN	11N40	2462	Ant 1	2362.431	-54.27	<=-20	PASS
TNVN	11N40	2462	Ant 1	2363.431	-51.26	<=-20	PASS
TNVN	11N40	2462	Ant 1	2364.431	-61.42	<=-10	PASS
TNVN	11N40	2462	Ant 1	2364.500	-58.01	<=-10	PASS
TNVN	11N40	2462	Ant 1	2365.500	-51.00	<=-10	PASS
TNVN	11N40	2462	Ant 1	2366.500	-55.32	<=-10	PASS
TNVN	11N40	2462	Ant 1	2367.500	-54.18	<=-10	PASS
TNVN	11N40	2462	Ant 1	2368.500	-56.18	<=-10	PASS
TNVN	11N40	2462	Ant 1	2369.500	-55.64	<=-10	PASS
TNVN	11N40	2462	Ant 1	2370.500	-55.61	<=-10	PASS

The results shown in this test report refer only to the sample(s) tested unless otherwise stated. The sample(s) are retained for 30 days only. The document is issued by HUAK, this document cannot be reproduced except in full with our prior written permission. The more details and the authenticity of the report will be confirmed at http://www.cer-mark.com.

TNVN	11N40	2462	Ant 1	2371.500	-58.31	<=-10	PASS
TNVN	11N40	2462	Ant 1	2372.500	-54.45	<=-10	PASS
TNVN	11N40	2462	Ant 1	2373.500	-50.85	<=-10	PASS
TNVN	11N40	2462	Ant 1	2374.500	-50.99	<=-10	PASS
TNVN	11N40	2462	Ant 1	2375.500	-56.01	<=-10	PASS
TNVN	11N40	2462	Ant 1	2376.500	-60.03	<=-10	PASS
TNVN	11N40	2462	Ant 1	2377.500	-56.68	<=-10	PASS
TNVN	11N40	2462	Ant 1	2378.500	-55.41	<=-10	PASS
TNVN	11N40	2462	Ant 1	2379.500	-49.85	<=-10	PASS
TNVN	11N40	2462	Ant 1	2380.500	-50.52	<=-10	PASS
TNVN	11N40	2462	Ant 1	2381.500	-51.03	<=-10	PASS
TNVN	11N40	2462	Ant 1	2382.500	-58.88	<=-10	PASS
TNVN	11N40	2462	Ant 1	2383.500	-49.76	<=-10	PASS
TNVN	11N40	2462	Ant 1	2384.500	-55.69	<=-10	PASS
TNVN	11N40	2462	Ant 1	2385.500	-54.16	<=-10	PASS
TNVN	11N40	2462	Ant 1	2386.500	-55.93	<=-10	PASS
TNVN	11N40	2462	Ant 1	2387.500	-51.00	<=-10	PASS
TNVN	11N40	2462	Ant 1	2388.500	-48.83	<=-10	PASS
TNVN	11N40	2462	Ant 1	2389.500	-53.75	<=-10	PASS
TNVN	11N40	2462	Ant 1	2390.500	-51.96	<=-10	PASS
TNVN	11N40	2462	Ant 1	2391.500	-50.01	<=-10	PASS
TNVN	11N40	2462	Ant 1	2392.500	-54.39	<=-10	PASS
TNVN	11N40	2462	Ant 1	2393.500	-48.29	<=-10	PASS
TNVN	11N40	2462	Ant 1	2394.500	-46.38	<=-10	PASS
TNVN	11N40	2462	Ant 1	2395.500	-50.64	<=-10	PASS
TNVN	11N40	2462	Ant 1	2396.500	-47.79	<=-10	PASS
TNVN	11N40	2462	Ant 1	2397.500	-52.85	<=-10	PASS
TNVN	11N40	2462	Ant 1	2398.500	-50.73	<=-10	PASS
TNVN	11N40	2462	Ant 1	2399.500	-51.71	<=-10	PASS
TNVN	11N40	2462	Ant 1	2484.000	-28.37	<=-10	PASS
TNVN	11N40	2462	Ant 1	2485.000	-27.36	<=-10	PASS
TNVN	11N40	2462	Ant 1	2486.000	-30.05	<=-10	PASS
TNVN	11N40	2462	Ant 1	2487.000	-30.64	<=-10	PASS
TNVN	11N40	2462	Ant 1	2488.000	-33.55	<=-10	PASS
TNVN	11N40	2462	Ant 1	2489.000	-34.61	<=-10	PASS
TNVN	11N40	2462	Ant 1	2490.000	-33.58	<=-10	PASS

The results shown in this test report refer only to the sample(s) tested unless otherwise stated. The sample(s) are retained for 30 days only. The document is issued by HUAK, this document cannot be reproduced except in full with our prior written permission. The more details and the authenticity of the report will be confirmed at http://www.cer-mark.com.

TNVN	11N40	2462	Ant 1	2491.000	-28.70	<=-10	PASS
TNVN	11N40	2462	Ant 1	2492.000	-32.82	<=-10	PASS
TNVN	11N40	2462	Ant 1	2493.000	-30.74	<=-10	PASS
TNVN	11N40	2462	Ant 1	2494.000	-31.39	<=-10	PASS
TNVN	11N40	2462	Ant 1	2495.000	-30.36	<=-10	PASS
TNVN	11N40	2462	Ant 1	2496.000	-30.18	<=-10	PASS
TNVN	11N40	2462	Ant 1	2497.000	-33.31	<=-10	PASS
TNVN	11N40	2462	Ant 1	2498.000	-31.59	<=-10	PASS
TNVN	11N40	2462	Ant 1	2499.000	-36.37	<=-10	PASS
TNVN	11N40	2462	Ant 1	2500.000	-32.53	<=-10	PASS
TNVN	11N40	2462	Ant 1	2501.000	-36.71	<=-10	PASS
TNVN	11N40	2462	Ant 1	2502.000	-36.14	<=-10	PASS
TNVN	11N40	2462	Ant 1	2503.000	-34.91	<=-10	PASS
TNVN	11N40	2462	Ant 1	2504.000	-35.35	<=-10	PASS
TNVN	11N40	2462	Ant 1	2505.000	-39.94	<=-10	PASS
TNVN	11N40	2462	Ant 1	2506.000	-35.82	<=-10	PASS
TNVN	11N40	2462	Ant 1	2507.000	-35.75	<=-10	PASS
TNVN	11N40	2462	Ant 1	2508.000	-37.53	<=-10	PASS
TNVN	11N40	2462	Ant 1	2509.000	-36.95	<=-10	PASS
TNVN	11N40	2462	Ant 1	2510.000	-40.50	<=-10	PASS
TNVN	11N40	2462	Ant 1	2511.000	-43.91	<=-10	PASS
TNVN	11N40	2462	Ant 1	2512.000	-40.39	<=-10	PASS
TNVN	11N40	2462	Ant 1	2513.000	-43.07	<=-10	PASS
TNVN	11N40	2462	Ant 1	2514.000	-40.03	<=-10	PASS
TNVN	11N40	2462	Ant 1	2515.000	-40.06	<=-10	PASS
TNVN	11N40	2462	Ant 1	2516.000	-45.68	<=-10	PASS
TNVN	11N40	2462	Ant 1	2517.000	-42.98	<=-10	PASS
TNVN	11N40	2462	Ant 1	2518.000	-42.89	<=-10	PASS
TNVN	11N40	2462	Ant 1	2519.000	-42.61	<=-10	PASS
TNVN	11N40	2462	Ant 1	2519.069	-39.63	<=-10	PASS
TNVN	11N40	2462	Ant 1	2520.069	-43.83	<=-20	PASS
TNVN	11N40	2462	Ant 1	2521.069	-43.92	<=-20	PASS
TNVN	11N40	2462	Ant 1	2522.069	-47.09	<=-20	PASS
TNVN	11N40	2462	Ant 1	2523.069	-40.79	<=-20	PASS
TNVN	11N40	2462	Ant 1	2524.069	-44.31	<=-20	PASS
TNVN	11N40	2462	Ant 1	2525.069	-45.26	<=-20	PASS

The results shown in this test report refer only to the sample(s) tested unless otherwise stated. The sample(s) are retained for 30 days only. The document is issued by HUAK, this document cannot be reproduced except in full with our prior written permission. The more details and the authenticity of the report will be confirmed at http://www.cer-mark.com.

TNVN	11N40	2462	Ant 1	2526.069	-45.38	<=-20	PASS
TNVN	11N40	2462	Ant 1	2527.069	-46.75	<=-20	PASS
TNVN	11N40	2462	Ant 1	2528.069	-43.78	<=-20	PASS
TNVN	11N40	2462	Ant 1	2529.069	-44.31	<=-20	PASS
TNVN	11N40	2462	Ant 1	2530.069	-44.11	<=-20	PASS
TNVN	11N40	2462	Ant 1	2531.069	-50.54	<=-20	PASS
TNVN	11N40	2462	Ant 1	2532.069	-48.20	<=-20	PASS
TNVN	11N40	2462	Ant 1	2533.069	-44.89	<=-20	PASS
TNVN	11N40	2462	Ant 1	2534.069	-51.20	<=-20	PASS
TNVN	11N40	2462	Ant 1	2535.069	-47.26	<=-20	PASS
TNVN	11N40	2462	Ant 1	2536.069	-52.36	<=-20	PASS
TNVN	11N40	2462	Ant 1	2537.069	-47.41	<=-20	PASS
TNVN	11N40	2462	Ant 1	2538.069	-50.77	<=-20	PASS
TNVN	11N40	2462	Ant 1	2539.069	-50.80	<=-20	PASS
TNVN	11N40	2462	Ant 1	2540.069	-48.87	<=-20	PASS
TNVN	11N40	2462	Ant 1	2541.069	-47.36	<=-20	PASS
TNVN	11N40	2462	Ant 1	2542.069	-51.19	<=-20	PASS
TNVN	11N40	2462	Ant 1	2543.069	-51.67	<=-20	PASS
TNVN	11N40	2462	Ant 1	2544.069	-52.01	<=-20	PASS
TNVN	11N40	2462	Ant 1	2545.069	-55.32	<=-20	PASS
TNVN	11N40	2462	Ant 1	2546.069	-49.71	<=-20	PASS
TNVN	11N40	2462	Ant 1	2547.069	-48.56	<=-20	PASS
TNVN	11N40	2462	Ant 1	2548.069	-50.84	<=-20	PASS
TNVN	11N40	2462	Ant 1	2549.069	-55.77	<=-20	PASS
TNVN	11N40	2462	Ant 1	2550.069	-49.84	<=-20	PASS
TNVN	11N40	2462	Ant 1	2551.069	-49.27	<=-20	PASS
TNVN	11N40	2462	Ant 1	2552.069	-45.13	<=-20	PASS
TNVN	11N40	2462	Ant 1	2553.069	-51.10	<=-20	PASS
TNVN	11N40	2462	Ant 1	2554.069	-45.45	<=-20	PASS
TNVN	11N40	2462	Ant 1	2555.069	-45.12	<=-20	PASS
TNVN	11N40	2462	Ant 1	2555.138	-46.69	<=-20	PASS

The results shown in this test report refer only to the sample(s) tested unless otherwise stated and the sample(s) are retained for 30 days only. The document is issued by HUAK, this document cannot be reproduced except in full with our prior written permission. The more details and the authenticity of the report will be confirmed at http://www.cer-mark.com.

Ant 2

Test Condition	Test Mode	Test Channel	Ant	Freq [MHz]	Result [dBm]	Limit [dBm]	Verdict
TNVN	11B	2412	Ant 2	2375.520	-63.28	<=-20	PASS
TNVN	11B	2412	Ant 2	2376.010	-60.61	<=-20	PASS
TNVN	11B	2412	Ant 2	2377.010	-64.61	<=-20	PASS
TNVN	11B	2412	Ant 2	2378.010	-58.65	<=-20	PASS
TNVN	11B	2412	Ant 2	2379.010	-61.33	<=-20	PASS
TNVN	11B	2412	Ant 2	2380.010	-59.80	<=-20	PASS
TNVN	11B	2412	Ant 2	2381.010	-58.27	<=-20	PASS
TNVN	11B	2412	Ant 2	2382.010	-57.05	<=-20	PASS
TNVN	11B	2412	Ant 2	2383.010	-59.39	<=-20	PASS
TNVN	11B	2412	Ant 2	2384.010	-54.52	<=-20	PASS
TNVN	11B	2412	Ant 2	2385.010	-51.85	<=-20	PASS
TNVN	11B	2412	Ant 2	2386.010	-49.84	<=-20	PASS
TNVN	11B	2412	Ant 2	2387.010	-50.14	<=-20	PASS
TNVN	11B	2412	Ant 2	2388.010	-52.33	<=-10	PASS
TNVN	11B	2412	Ant 2	2388.500	-50.29	<=-10	PASS
TNVN	11B	2412	Ant 2	2389.500	-56.10	<=-10	PASS
TNVN	11B	2412	Ant 2	2390.500	-49.62	<=-10	PASS
TNVN	11B	2412	Ant 2	2391.500	-50.11	<=-10	PASS
TNVN	11B	2412	Ant 2	2392.500	-54.58	<=-10	PASS
TNVN	11B	2412	Ant 2	2393.500	-52.11	<=-10	PASS
TNVN	11B	2412	Ant 2	2394.500	-43.85	<=-10	PASS
TNVN	11B	2412	Ant 2	2395.500	-44.78	<=-10	PASS
TNVN	11B	2412	Ant 2	2396.500	-36.77	<=-10	PASS
TNVN	11B	2412	Ant 2	2397.500	-35.22	<=-10	PASS
TNVN	11B	2412	Ant 2	2398.500	-37.84	<=-10	PASS
TNVN	11B	2412	Ant 2	2399.500	-43.01	<=-10	PASS
TNVN	11B	2412	Ant 2	2484.000	-62.77	<=-10	PASS
TNVN	11B	2412	Ant 2	2485.000	-61.29	<=-10	PASS
TNVN	11B	2412	Ant 2	2486.000	-63.46	<=-10	PASS
TNVN	11B	2412	Ant 2	2487.000	-62.54	<=-10	PASS
TNVN	11B	2412	Ant 2	2488.000	-64.24	<=-10	PASS
TNVN	11B	2412	Ant 2	2489.000	-60.36	<=-10	PASS
TNVN	11B	2412	Ant 2	2490.000	-62.47	<=-10	PASS

The results shown in this test report refer only to the sample(s) tested unless otherwise stated and the sample(s) are retained for 30 days only. The document is issued by HUAK, this document cannot be reproduced except in full with our prior written permission. The more details and the authenticity of the report will be confirmed at http://www.cer-mark.com.

TNVN	11B	2412	Ant 2	2491.000	-62.50	<=-10	PASS
TNVN	11B	2412	Ant 2	2492.000	-56.08	<=-10	PASS
TNVN	11B	2412	Ant 2	2493.000	-57.56	<=-10	PASS
TNVN	11B	2412	Ant 2	2494.000	-63.87	<=-10	PASS
TNVN	11B	2412	Ant 2	2495.000	-64.30	<=-10	PASS
TNVN	11B	2412	Ant 2	2495.490	-63.02	<=-10	PASS
TNVN	11B	2412	Ant 2	2496.490	-66.76	<=-20	PASS
TNVN	11B	2412	Ant 2	2497.490	-59.40	<=-20	PASS
TNVN	11B	2412	Ant 2	2498.490	-62.62	<=-20	PASS
TNVN	11B	2412	Ant 2	2499.490	-58.15	<=-20	PASS
TNVN	11B	2412	Ant 2	2500.490	-62.52	<=-20	PASS
TNVN	11B	2412	Ant 2	2501.490	-63.60	<=-20	PASS
TNVN	11B	2412	Ant 2	2502.490	-65.11	<=-20	PASS
TNVN	11B	2412	Ant 2	2503.490	-61.65	<=-20	PASS
TNVN	11B	2412	Ant 2	2504.490	-64.97	<=-20	PASS
TNVN	11B	2412	Ant 2	2505.490	-62.95	<=-20	PASS
TNVN	11B	2412	Ant 2	2506.490	-64.22	<=-20	PASS
TNVN	11B	2412	Ant 2	2507.490	-64.76	<=-20	PASS
TNVN	11B	2412	Ant 2	2507.980	-62.29	<=-20	PASS
TNVN	11B	2472	Ant 2	2375.592	-67.93	<=-20	PASS
TNVN	11B	2472	Ant 2	2376.046	-65.77	<=-20	PASS
TNVN	11B	2472	Ant 2	2377.046	-67.44	<=-20	PASS
TNVN	11B	2472	Ant 2	2378.046	-62.79	<=-20	PASS
TNVN	11B	2472	Ant 2	2379.046	-65.61	<=-20	PASS
TNVN	11B	2472	Ant 2	2380.046	-64.49	<=-20	PASS
TNVN	11B	2472	Ant 2	2381.046	-59.59	<=-20	PASS
TNVN	11B	2472	Ant 2	2382.046	-65.19	<=-20	PASS
TNVN	11B	2472	Ant 2	2383.046	-63.94	<=-20	PASS
TNVN	11B	2472	Ant 2	2384.046	-65.10	<=-20	PASS
TNVN	11B	2472	Ant 2	2385.046	-62.63	<=-20	PASS
TNVN	11B	2472	Ant 2	2386.046	-65.08	<=-20	PASS
TNVN	11B	2472	Ant 2	2387.046	-66.93	<=-20	PASS
TNVN	11B	2472	Ant 2	2388.046	-65.22	<=-10	PASS
TNVN	11B	2472	Ant 2	2388.500	-65.34	<=-10	PASS
TNVN	11B	2472	Ant 2	2389.500	-61.35	<=-10	PASS
TNVN	11B	2472	Ant 2	2390.500	-63.59	<=-10	PASS

The results shown in this test report refer only to the sample(s) tested unless otherwise stated. The sample(s) are retained for 30 days only. The document is issued by HUAK, this document cannot be reproduced except in full with our prior written permission. The more details and the authenticity of the report will be confirmed at http://www.cer-mark.com.

TNVN	11G	2412	Ant 2	2487.000	-58.12	<=-10	PASS
TNVN	11G	2412	Ant 2	2488.000	-61.49	<=-10	PASS
TNVN	11G	2412	Ant 2	2489.000	-56.03	<=-10	PASS
TNVN	11G	2412	Ant 2	2490.000	-58.76	<=-10	PASS
TNVN	11G	2412	Ant 2	2491.000	-61.20	<=-10	PASS
TNVN	11G	2412	Ant 2	2492.000	-57.87	<=-10	PASS
TNVN	11G	2412	Ant 2	2493.000	-65.11	<=-10	PASS
TNVN	11G	2412	Ant 2	2494.000	-62.59	<=-10	PASS
TNVN	11G	2412	Ant 2	2495.000	-56.37	<=-10	PASS
TNVN	11G	2412	Ant 2	2496.000	-58.82	<=-10	PASS
TNVN	11G	2412	Ant 2	2497.000	-58.90	<=-10	PASS
TNVN	11G	2412	Ant 2	2498.000	-62.41	<=-10	PASS
TNVN	11G	2412	Ant 2	2499.000	-62.11	<=-10	PASS
TNVN	11G	2412	Ant 2	2499.487	-62.17	<=-10	PASS
TNVN	11G	2412	Ant 2	2500.487	-58.86	<=-20	PASS
TNVN	11G	2412	Ant 2	2501.487	-55.18	<=-20	PASS
TNVN	11G	2412	Ant 2	2502.487	-57.09	<=-20	PASS
TNVN	11G	2412	Ant 2	2503.487	-64.73	<=-20	PASS
TNVN	11G	2412	Ant 2	2504.487	-60.66	<=-20	PASS
TNVN	11G	2412	Ant 2	2505.487	-61.54	<=-20	PASS
TNVN	11G	2412	Ant 2	2506.487	-61.28	<=-20	PASS
TNVN	11G	2412	Ant 2	2507.487	-60.34	<=-20	PASS
TNVN	11G	2412	Ant 2	2508.487	-60.57	<=-20	PASS
TNVN	11G	2412	Ant 2	2509.487	-60.15	<=-20	PASS
TNVN	11G	2412	Ant 2	2510.487	-62.51	<=-20	PASS
TNVN	11G	2412	Ant 2	2511.487	-63.65	<=-20	PASS
TNVN	11G	2412	Ant 2	2512.487	-62.75	<=-20	PASS
TNVN	11G	2412	Ant 2	2513.487	-64.78	<=-20	PASS
TNVN	11G	2412	Ant 2	2514.487	-63.58	<=-20	PASS
TNVN	11G	2412	Ant 2	2515.487	-66.54	<=-20	PASS
TNVN	11G	2412	Ant 2	2515.974	-61.44	<=-20	PASS
TNVN	11G	2472	Ant 2	2367.534	-66.02	<=-20	PASS
TNVN	11G	2472	Ant 2	2368.017	-65.17	<=-20	PASS
TNVN	11G	2472	Ant 2	2369.017	-63.59	<=-20	PASS
TNVN	11G	2472	Ant 2	2370.017	-63.57	<=-20	PASS
TNVN	11G	2472	Ant 2	2371.017	-64.85	<=-20	PASS

The results shown in this test report refer only to the sample(s) tested unless otherwise stated. The sample(s) are retained for 30 days only. The document is issued by HUAK, this document cannot be reproduced except in full with our prior written permission. The more details and the authenticity of the report will be confirmed at http://www.cer-mark.com.

TNVN	11G	2472	Ant 2	2372.017	-67.14	<=-20	PASS
TNVN	11G	2472	Ant 2	2373.017	-64.32	<=-20	PASS
TNVN	11G	2472	Ant 2	2374.017	-65.24	<=-20	PASS
TNVN	11G	2472	Ant 2	2375.017	-59.10	<=-20	PASS
TNVN	11G	2472	Ant 2	2376.017	-66.26	<=-20	PASS
TNVN	11G	2472	Ant 2	2377.017	-62.16	<=-20	PASS
TNVN	11G	2472	Ant 2	2378.017	-62.92	<=-20	PASS
TNVN	11G	2472	Ant 2	2379.017	-59.05	<=-20	PASS
TNVN	11G	2472	Ant 2	2380.017	-64.21	<=-20	PASS
TNVN	11G	2472	Ant 2	2381.017	-64.11	<=-20	PASS
TNVN	11G	2472	Ant 2	2382.017	-62.82	<=-20	PASS
TNVN	11G	2472	Ant 2	2383.017	-64.00	<=-20	PASS
TNVN	11G	2472	Ant 2	2384.017	-62.19	<=-10	PASS
TNVN	11G	2472	Ant 2	2384.500	-57.12	<=-10	PASS
TNVN	11G	2472	Ant 2	2385.500	-59.76	<=-10	PASS
TNVN	11G	2472	Ant 2	2386.500	-62.95	<=-10	PASS
TNVN	11G	2472	Ant 2	2387.500	-64.05	<=-10	PASS
TNVN	11G	2472	Ant 2	2388.500	-57.50	<=-10	PASS
TNVN	11G	2472	Ant 2	2389.500	-59.61	<=-10	PASS
TNVN	11G	2472	Ant 2	2390.500	-61.12	<=-10	PASS
TNVN	11G	2472	Ant 2	2391.500	-61.71	<=-10	PASS
TNVN	11G	2472	Ant 2	2392.500	-63.14	<=-10	PASS
TNVN	11G	2472	Ant 2	2393.500	-63.23	<=-10	PASS
TNVN	11G	2472	Ant 2	2394.500	-60.92	<=-10	PASS
TNVN	11G	2472	Ant 2	2395.500	-61.26	<=-10	PASS
TNVN	11G	2472	Ant 2	2396.500	-60.53	<=-10	PASS
TNVN	11G	2472	Ant 2	2397.500	-63.72	<=-10	PASS
TNVN	11G	2472	Ant 2	2398.500	-63.12	<=-10	PASS
TNVN	11G	2472	Ant 2	2399.500	-61.62	<=-10	PASS
TNVN	11G	2472	Ant 2	2484.000	-39.61	<=-10	PASS
TNVN	11G	2472	Ant 2	2485.000	-35.01	<=-10	PASS
TNVN	11G	2472	Ant 2	2486.000	-34.29	<=-10	PASS
TNVN	11G	2472	Ant 2	2487.000	-37.26	<=-10	PASS
TNVN	11G	2472	Ant 2	2488.000	-44.58	<=-10	PASS
TNVN	11G	2472	Ant 2	2489.000	-38.02	<=-10	PASS
TNVN	11G	2472	Ant 2	2490.000	-42.95	<=-10	PASS

The results shown in this test report refer only to the sample(s) tested unless otherwise stated. The sample(s) are retained for 30 days only. The document is issued by HUAK, this document cannot be reproduced except in full with our prior written permission. The more details and the authenticity of the report will be confirmed at http://www.cer-mark.com.

TNVN	11G	2472	Ant 2	2491.000	-38.96	<=-10	PASS
TNVN	11G	2472	Ant 2	2492.000	-45.08	<=-10	PASS
TNVN	11G	2472	Ant 2	2493.000	-45.73	<=-10	PASS
TNVN	11G	2472	Ant 2	2494.000	-49.97	<=-10	PASS
TNVN	11G	2472	Ant 2	2495.000	-44.47	<=-10	PASS
TNVN	11G	2472	Ant 2	2496.000	-47.52	<=-10	PASS
TNVN	11G	2472	Ant 2	2497.000	-50.67	<=-10	PASS
TNVN	11G	2472	Ant 2	2498.000	-48.50	<=-10	PASS
TNVN	11G	2472	Ant 2	2499.000	-52.23	<=-10	PASS
TNVN	11G	2472	Ant 2	2499.483	-51.52	<=-10	PASS
TNVN	11G	2472	Ant 2	2500.483	-49.52	<=-20	PASS
TNVN	11G	2472	Ant 2	2501.483	-49.57	<=-20	PASS
TNVN	11G	2472	Ant 2	2502.483	-55.42	<=-20	PASS
TNVN	11G	2472	Ant 2	2503.483	-53.27	<=-20	PASS
TNVN	11G	2472	Ant 2	2504.483	-50.83	<=-20	PASS
TNVN	11G	2472	Ant 2	2505.483	-54.36	<=-20	PASS
TNVN	11G	2472	Ant 2	2506.483	-52.98	<=-20	PASS
TNVN	11G	2472	Ant 2	2507.483	-59.29	<=-20	PASS
TNVN	11G	2472	Ant 2	2508.483	-55.07	<=-20	PASS
TNVN	11G	2472	Ant 2	2509.483	-59.80	<=-20	PASS
TNVN	11G	2472	Ant 2	2510.483	-55.37	<=-20	PASS
TNVN	11G	2472	Ant 2	2511.483	-57.77	<=-20	PASS
TNVN	11G	2472	Ant 2	2512.483	-55.13	<=-20	PASS
TNVN	11G	2472	Ant 2	2513.483	-58.33	<=-20	PASS
TNVN	11G	2472	Ant 2	2514.483	-53.22	<=-20	PASS
TNVN	11G	2472	Ant 2	2515.483	-55.09	<=-20	PASS
TNVN	11G	2472	Ant 2	2515.966	-53.39	<=-20	PASS
TNVN	11N20	2412	Ant 2	2364.840	-54.71	<=-20	PASS
TNVN	11N20	2412	Ant 2	2365.180	-55.61	<=-20	PASS
TNVN	11N20	2412	Ant 2	2365.840	-57.03	<=-20	PASS
TNVN	11N20	2412	Ant 2	2366.840	-54.61	<=-20	PASS
TNVN	11N20	2412	Ant 2	2367.840	-53.66	<=-20	PASS
TNVN	11N20	2412	Ant 2	2368.840	-50.77	<=-20	PASS
TNVN	11N20	2412	Ant 2	2369.840	-57.94	<=-20	PASS
TNVN	11N20	2412	Ant 2	2370.840	-55.33	<=-20	PASS
TNVN	11N20	2412	Ant 2	2371.840	-52.70	<=-20	PASS

The results shown in this test report refer only to the sample(s) tested unless otherwise stated. The sample(s) are retained for 30 days only. The document is issued by HUAK, this document cannot be reproduced except in full with our prior written permission. The more details and the authenticity of the report will be confirmed at http://www.cer-mark.com.

TNVN	11N20	2412	Ant 2	2372.840	-58.78	<=-20	PASS
TNVN	11N20	2412	Ant 2	2373.840	-57.34	<=-20	PASS
TNVN	11N20	2412	Ant 2	2374.840	-56.76	<=-20	PASS
TNVN	11N20	2412	Ant 2	2375.840	-54.66	<=-20	PASS
TNVN	11N20	2412	Ant 2	2376.840	-57.96	<=-20	PASS
TNVN	11N20	2412	Ant 2	2377.840	-54.12	<=-20	PASS
TNVN	11N20	2412	Ant 2	2378.840	-50.39	<=-20	PASS
TNVN	11N20	2412	Ant 2	2379.840	-46.66	<=-20	PASS
TNVN	11N20	2412	Ant 2	2380.840	-48.54	<=-20	PASS
TNVN	11N20	2412	Ant 2	2381.840	-49.31	<=-20	PASS
TNVN	11N20	2412	Ant 2	2382.500	-52.50	<=-10	PASS
TNVN	11N20	2412	Ant 2	2382.840	-51.96	<=-10	PASS
TNVN	11N20	2412	Ant 2	2383.500	-45.76	<=-10	PASS
TNVN	11N20	2412	Ant 2	2384.500	-49.16	<=-10	PASS
TNVN	11N20	2412	Ant 2	2385.500	-52.99	<=-10	PASS
TNVN	11N20	2412	Ant 2	2386.500	-47.88	<=-10	PASS
TNVN	11N20	2412	Ant 2	2387.500	-49.54	<=-10	PASS
TNVN	11N20	2412	Ant 2	2388.500	-44.64	<=-10	PASS
TNVN	11N20	2412	Ant 2	2389.500	-48.07	<=-10	PASS
TNVN	11N20	2412	Ant 2	2390.500	-42.34	<=-10	PASS
TNVN	11N20	2412	Ant 2	2391.500	-42.73	<=-10	PASS
TNVN	11N20	2412	Ant 2	2392.500	-47.33	<=-10	PASS
TNVN	11N20	2412	Ant 2	2393.500	-46.13	<=-10	PASS
TNVN	11N20	2412	Ant 2	2394.500	-40.93	<=-10	PASS
TNVN	11N20	2412	Ant 2	2395.500	-34.80	<=-10	PASS
TNVN	11N20	2412	Ant 2	2396.500	-39.25	<=-10	PASS
TNVN	11N20	2412	Ant 2	2397.500	-39.79	<=-10	PASS
TNVN	11N20	2412	Ant 2	2398.500	-36.38	<=-10	PASS
TNVN	11N20	2412	Ant 2	2399.500	-31.80	<=-10	PASS
TNVN	11N20	2412	Ant 2	2484.000	-57.70	<=-10	PASS
TNVN	11N20	2412	Ant 2	2485.000	-58.50	<=-10	PASS
TNVN	11N20	2412	Ant 2	2486.000	-58.51	<=-10	PASS
TNVN	11N20	2412	Ant 2	2487.000	-58.63	<=-10	PASS
TNVN	11N20	2412	Ant 2	2488.000	-65.41	<=-10	PASS
TNVN	11N20	2412	Ant 2	2489.000	-62.44	<=-10	PASS
TNVN	11N20	2412	Ant 2	2490.000	-58.38	<=-10	PASS

The results shown in this test report refer only to the sample(s) tested unless otherwise stated. The sample(s) are retained for 30 days only. The document is issued by HUAK, this document cannot be reproduced except in full with our prior written permission. The more details and the authenticity of the report will be confirmed at http://www.cer-mark.com.

TNVN	11N20	2412	Ant 2	2491.000	-60.38	<=-10	PASS
TNVN	11N20	2412	Ant 2	2492.000	-53.73	<=-10	PASS
TNVN	11N20	2412	Ant 2	2493.000	-56.38	<=-10	PASS
TNVN	11N20	2412	Ant 2	2494.000	-60.56	<=-10	PASS
TNVN	11N20	2412	Ant 2	2495.000	-56.95	<=-10	PASS
TNVN	11N20	2412	Ant 2	2496.000	-58.30	<=-10	PASS
TNVN	11N20	2412	Ant 2	2497.000	-59.52	<=-10	PASS
TNVN	11N20	2412	Ant 2	2498.000	-64.59	<=-10	PASS
TNVN	11N20	2412	Ant 2	2499.000	-59.66	<=-10	PASS
TNVN	11N20	2412	Ant 2	2500.000	-61.52	<=-10	PASS
TNVN	11N20	2412	Ant 2	2500.660	-60.39	<=-10	PASS
TNVN	11N20	2412	Ant 2	2501.000	-62.11	<=-10	PASS
TNVN	11N20	2412	Ant 2	2501.660	-60.45	<=-20	PASS
TNVN	11N20	2412	Ant 2	2502.660	-63.06	<=-20	PASS
TNVN	11N20	2412	Ant 2	2503.660	-58.33	<=-20	PASS
TNVN	11N20	2412	Ant 2	2504.660	-64.80	<=-20	PASS
TNVN	11N20	2412	Ant 2	2505.660	-62.07	<=-20	PASS
TNVN	11N20	2412	Ant 2	2506.660	-59.52	<=-20	PASS
TNVN	11N20	2412	Ant 2	2507.660	-59.84	<=-20	PASS
TNVN	11N20	2412	Ant 2	2508.660	-63.80	<=-20	PASS
TNVN	11N20	2412	Ant 2	2509.660	-65.81	<=-20	PASS
TNVN	11N20	2412	Ant 2	2510.660	-64.25	<=-20	PASS
TNVN	11N20	2412	Ant 2	2511.660	-61.06	<=-20	PASS
TNVN	11N20	2412	Ant 2	2512.660	-65.26	<=-20	PASS
TNVN	11N20	2412	Ant 2	2513.660	-55.90	<=-20	PASS
TNVN	11N20	2412	Ant 2	2514.660	-61.62	<=-20	PASS
TNVN	11N20	2412	Ant 2	2515.660	-58.54	<=-20	PASS
TNVN	11N20	2412	Ant 2	2516.660	-65.92	<=-20	PASS
TNVN	11N20	2412	Ant 2	2517.660	-62.92	<=-20	PASS
TNVN	11N20	2412	Ant 2	2518.320	-64.12	<=-20	PASS
TNVN	11N20	2412	Ant 2	2518.660	-65.21	<=-20	PASS
TNVN	11N20	2472	Ant 2	2364.846	-63.97	<=-20	PASS
TNVN	11N20	2472	Ant 2	2365.192	-65.23	<=-20	PASS
TNVN	11N20	2472	Ant 2	2365.846	-66.06	<=-20	PASS
TNVN	11N20	2472	Ant 2	2366.846	-68.05	<=-20	PASS
TNVN	11N20	2472	Ant 2	2367.846	-61.42	<=-20	PASS

The results shown in this test report refer only to the sample(s) tested unless otherwise stated. The sample(s) are retained for 30 days only. The document is issued by HUAK, this document cannot be reproduced except in full with our prior written permission. The more details and the authenticity of the report will be confirmed at http://www.cer-mark.com.

TNVN	11N20	2472	Ant 2	2368.846	-62.85	<=-20	PASS
TNVN	11N20	2472	Ant 2	2369.846	-62.16	<=-20	PASS
TNVN	11N20	2472	Ant 2	2370.846	-65.84	<=-20	PASS
TNVN	11N20	2472	Ant 2	2371.846	-60.30	<=-20	PASS
TNVN	11N20	2472	Ant 2	2372.846	-64.03	<=-20	PASS
TNVN	11N20	2472	Ant 2	2373.846	-58.37	<=-20	PASS
TNVN	11N20	2472	Ant 2	2374.846	-62.65	<=-20	PASS
TNVN	11N20	2472	Ant 2	2375.846	-65.55	<=-20	PASS
TNVN	11N20	2472	Ant 2	2376.846	-61.67	<=-20	PASS
TNVN	11N20	2472	Ant 2	2377.846	-64.19	<=-20	PASS
TNVN	11N20	2472	Ant 2	2378.846	-58.16	<=-20	PASS
TNVN	11N20	2472	Ant 2	2379.846	-61.44	<=-20	PASS
TNVN	11N20	2472	Ant 2	2380.846	-61.82	<=-20	PASS
TNVN	11N20	2472	Ant 2	2381.846	-62.93	<=-20	PASS
TNVN	11N20	2472	Ant 2	2382.500	-60.77	<=-10	PASS
TNVN	11N20	2472	Ant 2	2382.846	-64.50	<=-10	PASS
TNVN	11N20	2472	Ant 2	2383.500	-61.60	<=-10	PASS
TNVN	11N20	2472	Ant 2	2384.500	-57.81	<=-10	PASS
TNVN	11N20	2472	Ant 2	2385.500	-63.81	<=-10	PASS
TNVN	11N20	2472	Ant 2	2386.500	-61.54	<=-10	PASS
TNVN	11N20	2472	Ant 2	2387.500	-63.70	<=-10	PASS
TNVN	11N20	2472	Ant 2	2388.500	-63.94	<=-10	PASS
TNVN	11N20	2472	Ant 2	2389.500	-58.62	<=-10	PASS
TNVN	11N20	2472	Ant 2	2390.500	-61.54	<=-10	PASS
TNVN	11N20	2472	Ant 2	2391.500	-59.00	<=-10	PASS
TNVN	11N20	2472	Ant 2	2392.500	-57.56	<=-10	PASS
TNVN	11N20	2472	Ant 2	2393.500	-59.97	<=-10	PASS
TNVN	11N20	2472	Ant 2	2394.500	-64.27	<=-10	PASS
TNVN	11N20	2472	Ant 2	2395.500	-61.27	<=-10	PASS
TNVN	11N20	2472	Ant 2	2396.500	-60.25	<=-10	PASS
TNVN	11N20	2472	Ant 2	2397.500	-63.80	<=-10	PASS
TNVN	11N20	2472	Ant 2	2398.500	-59.26	<=-10	PASS
TNVN	11N20	2472	Ant 2	2399.500	-62.46	<=-10	PASS
TNVN	11N20	2472	Ant 2	2484.000	-37.22	<=-10	PASS
TNVN	11N20	2472	Ant 2	2485.000	-36.23	<=-10	PASS
TNVN	11N20	2472	Ant 2	2486.000	-37.49	<=-10	PASS

The results shown in this test report refer only to the sample(s) tested unless otherwise stated. The sample(s) are retained for 30 days only. The document is issued by HUAK, this document cannot be reproduced except in full with our prior written permission. The more details and the authenticity of the report will be confirmed at http://www.cer-mark.com.

TNVN	11N20	2472	Ant 2	2487.000	-35.24	<=-10	PASS
TNVN	11N20	2472	Ant 2	2488.000	-39.35	<=-10	PASS
TNVN	11N20	2472	Ant 2	2489.000	-37.36	<=-10	PASS
TNVN	11N20	2472	Ant 2	2490.000	-38.49	<=-10	PASS
TNVN	11N20	2472	Ant 2	2491.000	-40.50	<=-10	PASS
TNVN	11N20	2472	Ant 2	2492.000	-45.57	<=-10	PASS
TNVN	11N20	2472	Ant 2	2493.000	-44.29	<=-10	PASS
TNVN	11N20	2472	Ant 2	2494.000	-42.58	<=-10	PASS
TNVN	11N20	2472	Ant 2	2495.000	-41.64	<=-10	PASS
TNVN	11N20	2472	Ant 2	2496.000	-46.39	<=-10	PASS
TNVN	11N20	2472	Ant 2	2497.000	-42.07	<=-10	PASS
TNVN	11N20	2472	Ant 2	2498.000	-51.14	<=-10	PASS
TNVN	11N20	2472	Ant 2	2499.000	-49.65	<=-10	PASS
TNVN	11N20	2472	Ant 2	2500.000	-46.41	<=-10	PASS
TNVN	11N20	2472	Ant 2	2500.654	-51.47	<=-10	PASS
TNVN	11N20	2472	Ant 2	2501.000	-49.02	<=-10	PASS
TNVN	11N20	2472	Ant 2	2501.654	-52.37	<=-20	PASS
TNVN	11N20	2472	Ant 2	2502.654	-49.48	<=-20	PASS
TNVN	11N20	2472	Ant 2	2503.654	-45.43	<=-20	PASS
TNVN	11N20	2472	Ant 2	2504.654	-48.84	<=-20	PASS
TNVN	11N20	2472	Ant 2	2505.654	-49.98	<=-20	PASS
TNVN	11N20	2472	Ant 2	2506.654	-50.43	<=-20	PASS
TNVN	11N20	2472	Ant 2	2507.654	-53.28	<=-20	PASS
TNVN	11N20	2472	Ant 2	2508.654	-53.60	<=-20	PASS
TNVN	11N20	2472	Ant 2	2509.654	-55.30	<=-20	PASS
TNVN	11N20	2472	Ant 2	2510.654	-51.36	<=-20	PASS
TNVN	11N20	2472	Ant 2	2511.654	-54.36	<=-20	PASS
TNVN	11N20	2472	Ant 2	2512.654	-58.89	<=-20	PASS
TNVN	11N20	2472	Ant 2	2513.654	-56.66	<=-20	PASS
TNVN	11N20	2472	Ant 2	2514.654	-57.47	<=-20	PASS
TNVN	11N20	2472	Ant 2	2515.654	-57.34	<=-20	PASS
TNVN	11N20	2472	Ant 2	2516.654	-54.47	<=-20	PASS
TNVN	11N20	2472	Ant 2	2517.654	-57.78	<=-20	PASS
TNVN	11N20	2472	Ant 2	2518.308	-57.22	<=-20	PASS
TNVN	11N20	2472	Ant 2	2518.654	-56.90	<=-20	PASS
TNVN	11N40	2422	Ant 2	2328.502	-59.12	<=-20	PASS

The results shown in this test report refer only to the sample(s) tested unless otherwise stated. The sample(s) are retained for 30 days only. The document is issued by HUAK, this document cannot be reproduced except in full with our prior written permission. The more details and the authenticity of the report will be confirmed at http://www.cer-mark.com.

TNVN	11N40	2422	Ant 2	2328.504	-62.20	<=-20	PASS
TNVN	11N40	2422	Ant 2	2329.502	-59.33	<=-20	PASS
TNVN	11N40	2422	Ant 2	2330.502	-59.87	<=-20	PASS
TNVN	11N40	2422	Ant 2	2331.502	-58.59	<=-20	PASS
TNVN	11N40	2422	Ant 2	2332.502	-65.95	<=-20	PASS
TNVN	11N40	2422	Ant 2	2333.502	-66.58	<=-20	PASS
TNVN	11N40	2422	Ant 2	2334.502	-59.73	<=-20	PASS
TNVN	11N40	2422	Ant 2	2335.502	-56.29	<=-20	PASS
TNVN	11N40	2422	Ant 2	2336.502	-54.11	<=-20	PASS
TNVN	11N40	2422	Ant 2	2337.502	-56.45	<=-20	PASS
TNVN	11N40	2422	Ant 2	2338.502	-59.93	<=-20	PASS
TNVN	11N40	2422	Ant 2	2339.502	-58.96	<=-20	PASS
TNVN	11N40	2422	Ant 2	2340.502	-58.60	<=-20	PASS
TNVN	11N40	2422	Ant 2	2341.502	-60.06	<=-20	PASS
TNVN	11N40	2422	Ant 2	2342.502	-58.62	<=-20	PASS
TNVN	11N40	2422	Ant 2	2343.502	-59.94	<=-20	PASS
TNVN	11N40	2422	Ant 2	2344.502	-63.86	<=-20	PASS
TNVN	11N40	2422	Ant 2	2345.502	-58.87	<=-20	PASS
TNVN	11N40	2422	Ant 2	2346.502	-58.61	<=-20	PASS
TNVN	11N40	2422	Ant 2	2347.502	-58.01	<=-20	PASS
TNVN	11N40	2422	Ant 2	2348.502	-58.98	<=-20	PASS
TNVN	11N40	2422	Ant 2	2349.502	-59.54	<=-20	PASS
TNVN	11N40	2422	Ant 2	2350.502	-60.65	<=-20	PASS
TNVN	11N40	2422	Ant 2	2351.502	-54.76	<=-20	PASS
TNVN	11N40	2422	Ant 2	2352.502	-55.92	<=-20	PASS
TNVN	11N40	2422	Ant 2	2353.502	-54.90	<=-20	PASS
TNVN	11N40	2422	Ant 2	2354.502	-56.00	<=-20	PASS
TNVN	11N40	2422	Ant 2	2355.502	-57.38	<=-20	PASS
TNVN	11N40	2422	Ant 2	2356.502	-54.72	<=-20	PASS
TNVN	11N40	2422	Ant 2	2357.502	-56.42	<=-20	PASS
TNVN	11N40	2422	Ant 2	2358.502	-56.41	<=-20	PASS
TNVN	11N40	2422	Ant 2	2359.502	-59.57	<=-20	PASS
TNVN	11N40	2422	Ant 2	2360.502	-56.68	<=-20	PASS
TNVN	11N40	2422	Ant 2	2361.502	-56.10	<=-20	PASS
TNVN	11N40	2422	Ant 2	2362.502	-55.81	<=-20	PASS
TNVN	11N40	2422	Ant 2	2363.502	-59.77	<=-20	PASS

The results shown in this test report refer only to the sample(s) tested unless otherwise stated. The sample(s) are retained for 30 days only. The document is issued by HUAK, this document cannot be reproduced except in full with our prior written permission. The more details and the authenticity of the report will be confirmed at http://www.cer-mark.com.

TNVN	11N40	2422	Ant 2	2364.500	-54.09	<=-10	PASS
TNVN	11N40	2422	Ant 2	2364.502	-55.36	<=-10	PASS
TNVN	11N40	2422	Ant 2	2365.500	-54.03	<=-10	PASS
TNVN	11N40	2422	Ant 2	2366.500	-55.01	<=-10	PASS
TNVN	11N40	2422	Ant 2	2367.500	-52.70	<=-10	PASS
TNVN	11N40	2422	Ant 2	2368.500	-49.08	<=-10	PASS
TNVN	11N40	2422	Ant 2	2369.500	-56.83	<=-10	PASS
TNVN	11N40	2422	Ant 2	2370.500	-51.62	<=-10	PASS
TNVN	11N40	2422	Ant 2	2371.500	-54.71	<=-10	PASS
TNVN	11N40	2422	Ant 2	2372.500	-48.11	<=-10	PASS
TNVN	11N40	2422	Ant 2	2373.500	-48.80	<=-10	PASS
TNVN	11N40	2422	Ant 2	2374.500	-50.94	<=-10	PASS
TNVN	11N40	2422	Ant 2	2375.500	-47.42	<=-10	PASS
TNVN	11N40	2422	Ant 2	2376.500	-47.60	<=-10	PASS
TNVN	11N40	2422	Ant 2	2377.500	-51.01	<=-10	PASS
TNVN	11N40	2422	Ant 2	2378.500	-52.73	<=-10	PASS
TNVN	11N40	2422	Ant 2	2379.500	-49.70	<=-10	PASS
TNVN	11N40	2422	Ant 2	2380.500	-50.37	<=-10	PASS
TNVN	11N40	2422	Ant 2	2381.500	-48.67	<=-10	PASS
TNVN	11N40	2422	Ant 2	2382.500	-49.41	<=-10	PASS
TNVN	11N40	2422	Ant 2	2383.500	-45.49	<=-10	PASS
TNVN	11N40	2422	Ant 2	2384.500	-52.66	<=-10	PASS
TNVN	11N40	2422	Ant 2	2385.500	-51.10	<=-10	PASS
TNVN	11N40	2422	Ant 2	2386.500	-46.98	<=-10	PASS
TNVN	11N40	2422	Ant 2	2387.500	-46.51	<=-10	PASS
TNVN	11N40	2422	Ant 2	2388.500	-47.07	<=-10	PASS
TNVN	11N40	2422	Ant 2	2389.500	-43.94	<=-10	PASS
TNVN	11N40	2422	Ant 2	2390.500	-42.37	<=-10	PASS
TNVN	11N40	2422	Ant 2	2391.500	-49.52	<=-10	PASS
TNVN	11N40	2422	Ant 2	2392.500	-47.24	<=-10	PASS
TNVN	11N40	2422	Ant 2	2393.500	-43.69	<=-10	PASS
TNVN	11N40	2422	Ant 2	2394.500	-46.00	<=-10	PASS
TNVN	11N40	2422	Ant 2	2395.500	-44.88	<=-10	PASS
TNVN	11N40	2422	Ant 2	2396.500	-48.59	<=-10	PASS
TNVN	11N40	2422	Ant 2	2397.500	-48.22	<=-10	PASS
TNVN	11N40	2422	Ant 2	2398.500	-47.78	<=-10	PASS

The results shown in this test report refer only to the sample(s) tested unless otherwise stated. The sample(s) are retained for 30 days only. The document is issued by HUAK, this document cannot be reproduced except in full with our prior written permission. The more details and the authenticity of the report will be confirmed at http://www.cer-mark.com.

TNVN	11N40	2422	Ant 2	2399.500	-46.23	<=-10	PASS
TNVN	11N40	2422	Ant 2	2484.000	-58.31	<=-10	PASS
TNVN	11N40	2422	Ant 2	2485.000	-58.89	<=-10	PASS
TNVN	11N40	2422	Ant 2	2486.000	-59.00	<=-10	PASS
TNVN	11N40	2422	Ant 2	2487.000	-59.12	<=-10	PASS
TNVN	11N40	2422	Ant 2	2488.000	-55.77	<=-10	PASS
TNVN	11N40	2422	Ant 2	2489.000	-60.85	<=-10	PASS
TNVN	11N40	2422	Ant 2	2490.000	-54.09	<=-10	PASS
TNVN	11N40	2422	Ant 2	2491.000	-53.26	<=-10	PASS
TNVN	11N40	2422	Ant 2	2492.000	-53.82	<=-10	PASS
TNVN	11N40	2422	Ant 2	2493.000	-54.37	<=-10	PASS
TNVN	11N40	2422	Ant 2	2494.000	-56.13	<=-10	PASS
TNVN	11N40	2422	Ant 2	2495.000	-53.18	<=-10	PASS
TNVN	11N40	2422	Ant 2	2496.000	-57.69	<=-10	PASS
TNVN	11N40	2422	Ant 2	2497.000	-59.84	<=-10	PASS
TNVN	11N40	2422	Ant 2	2498.000	-56.45	<=-10	PASS
TNVN	11N40	2422	Ant 2	2499.000	-55.23	<=-10	PASS
TNVN	11N40	2422	Ant 2	2500.000	-54.80	<=-10	PASS
TNVN	11N40	2422	Ant 2	2501.000	-59.11	<=-10	PASS
TNVN	11N40	2422	Ant 2	2502.000	-54.28	<=-10	PASS
TNVN	11N40	2422	Ant 2	2503.000	-58.36	<=-10	PASS
TNVN	11N40	2422	Ant 2	2504.000	-63.84	<=-10	PASS
TNVN	11N40	2422	Ant 2	2505.000	-64.43	<=-10	PASS
TNVN	11N40	2422	Ant 2	2506.000	-56.59	<=-10	PASS
TNVN	11N40	2422	Ant 2	2507.000	-63.51	<=-10	PASS
TNVN	11N40	2422	Ant 2	2508.000	-55.16	<=-10	PASS
TNVN	11N40	2422	Ant 2	2509.000	-63.49	<=-10	PASS
TNVN	11N40	2422	Ant 2	2510.000	-63.43	<=-10	PASS
TNVN	11N40	2422	Ant 2	2511.000	-63.03	<=-10	PASS
TNVN	11N40	2422	Ant 2	2512.000	-62.81	<=-10	PASS
TNVN	11N40	2422	Ant 2	2513.000	-62.38	<=-10	PASS
TNVN	11N40	2422	Ant 2	2514.000	-60.72	<=-10	PASS
TNVN	11N40	2422	Ant 2	2515.000	-63.91	<=-10	PASS
TNVN	11N40	2422	Ant 2	2516.000	-64.15	<=-10	PASS
TNVN	11N40	2422	Ant 2	2517.000	-64.04	<=-10	PASS
TNVN	11N40	2422	Ant 2	2518.000	-61.43	<=-10	PASS

The results shown in this test report refer only to the sample(s) tested unless otherwise stated. The sample(s) are retained for 30 days only. The document is issued by HUAK, this document cannot be reproduced except in full with our prior written permission. The more details and the authenticity of the report will be confirmed at http://www.cer-mark.com.

TNVN	11N40	2422	Ant 2	2518.998	-62.11	<=-10	PASS
TNVN	11N40	2422	Ant 2	2519.000	-65.67	<=-10	PASS
TNVN	11N40	2422	Ant 2	2519.998	-58.41	<=-20	PASS
TNVN	11N40	2422	Ant 2	2520.998	-64.80	<=-20	PASS
TNVN	11N40	2422	Ant 2	2521.998	-66.20	<=-20	PASS
TNVN	11N40	2422	Ant 2	2522.998	-63.19	<=-20	PASS
TNVN	11N40	2422	Ant 2	2523.998	-62.61	<=-20	PASS
TNVN	11N40	2422	Ant 2	2524.998	-65.53	<=-20	PASS
TNVN	11N40	2422	Ant 2	2525.998	-66.90	<=-20	PASS
TNVN	11N40	2422	Ant 2	2526.998	-61.23	<=-20	PASS
TNVN	11N40	2422	Ant 2	2527.998	-60.95	<=-20	PASS
TNVN	11N40	2422	Ant 2	2528.998	-64.32	<=-20	PASS
TNVN	11N40	2422	Ant 2	2529.998	-63.18	<=-20	PASS
TNVN	11N40	2422	Ant 2	2530.998	-63.21	<=-20	PASS
TNVN	11N40	2422	Ant 2	2531.998	-62.85	<=-20	PASS
TNVN	11N40	2422	Ant 2	2532.998	-66.31	<=-20	PASS
TNVN	11N40	2422	Ant 2	2533.998	-67.07	<=-20	PASS
TNVN	11N40	2422	Ant 2	2534.998	-65.62	<=-20	PASS
TNVN	11N40	2422	Ant 2	2535.998	-65.47	<=-20	PASS
TNVN	11N40	2422	Ant 2	2536.998	-66.33	<=-20	PASS
TNVN	11N40	2422	Ant 2	2537.998	-63.63	<=-20	PASS
TNVN	11N40	2422	Ant 2	2538.998	-64.86	<=-20	PASS
TNVN	11N40	2422	Ant 2	2539.998	-63.56	<=-20	PASS
TNVN	11N40	2422	Ant 2	2540.998	-63.14	<=-20	PASS
TNVN	11N40	2422	Ant 2	2541.998	-64.71	<=-20	PASS
TNVN	11N40	2422	Ant 2	2542.998	-66.76	<=-20	PASS
TNVN	11N40	2422	Ant 2	2543.998	-64.37	<=-20	PASS
TNVN	11N40	2422	Ant 2	2544.998	-64.86	<=-20	PASS
TNVN	11N40	2422	Ant 2	2545.998	-60.38	<=-20	PASS
TNVN	11N40	2422	Ant 2	2546.998	-62.84	<=-20	PASS
TNVN	11N40	2422	Ant 2	2547.998	-59.70	<=-20	PASS
TNVN	11N40	2422	Ant 2	2548.998	-65.37	<=-20	PASS
TNVN	11N40	2422	Ant 2	2549.998	-65.25	<=-20	PASS
TNVN	11N40	2422	Ant 2	2550.998	-62.24	<=-20	PASS
TNVN	11N40	2422	Ant 2	2551.998	-64.66	<=-20	PASS
TNVN	11N40	2422	Ant 2	2552.998	-65.34	<=-20	PASS

The results shown in this test report refer only to the sample(s) tested unless otherwise stated. The sample(s) are retained for 30 days only. The document is issued by HUAK, this document cannot be reproduced except in full with our prior written permission. The more details and the authenticity of the report will be confirmed at http://www.cer-mark.com.

TNVN	11N40	2422	Ant 2	2553.998	-65.80	<=-20	PASS
TNVN	11N40	2422	Ant 2	2554.996	-63.34	<=-20	PASS
TNVN	11N40	2422	Ant 2	2554.998	-66.49	<=-20	PASS
TNVN	11N40	2462	Ant 2	2328.494	-67.64	<=-20	PASS
TNVN	11N40	2462	Ant 2	2328.497	-65.75	<=-20	PASS
TNVN	11N40	2462	Ant 2	2329.497	-70.30	<=-20	PASS
TNVN	11N40	2462	Ant 2	2330.497	-65.91	<=-20	PASS
TNVN	11N40	2462	Ant 2	2331.497	-69.19	<=-20	PASS
TNVN	11N40	2462	Ant 2	2332.497	-65.96	<=-20	PASS
TNVN	11N40	2462	Ant 2	2333.497	-66.18	<=-20	PASS
TNVN	11N40	2462	Ant 2	2334.497	-65.94	<=-20	PASS
TNVN	11N40	2462	Ant 2	2335.497	-63.74	<=-20	PASS
TNVN	11N40	2462	Ant 2	2336.497	-65.21	<=-20	PASS
TNVN	11N40	2462	Ant 2	2337.497	-67.78	<=-20	PASS
TNVN	11N40	2462	Ant 2	2338.497	-66.16	<=-20	PASS
TNVN	11N40	2462	Ant 2	2339.497	-66.10	<=-20	PASS
TNVN	11N40	2462	Ant 2	2340.497	-66.27	<=-20	PASS
TNVN	11N40	2462	Ant 2	2341.497	-68.01	<=-20	PASS
TNVN	11N40	2462	Ant 2	2342.497	-66.32	<=-20	PASS
TNVN	11N40	2462	Ant 2	2343.497	-66.44	<=-20	PASS
TNVN	11N40	2462	Ant 2	2344.497	-63.67	<=-20	PASS
TNVN	11N40	2462	Ant 2	2345.497	-68.61	<=-20	PASS
TNVN	11N40	2462	Ant 2	2346.497	-69.07	<=-20	PASS
TNVN	11N40	2462	Ant 2	2347.497	-65.13	<=-20	PASS
TNVN	11N40	2462	Ant 2	2348.497	-68.44	<=-20	PASS
TNVN	11N40	2462	Ant 2	2349.497	-64.91	<=-20	PASS
TNVN	11N40	2462	Ant 2	2350.497	-65.03	<=-20	PASS
TNVN	11N40	2462	Ant 2	2351.497	-63.38	<=-20	PASS
TNVN	11N40	2462	Ant 2	2352.497	-64.42	<=-20	PASS
TNVN	11N40	2462	Ant 2	2353.497	-62.97	<=-20	PASS
TNVN	11N40	2462	Ant 2	2354.497	-62.40	<=-20	PASS
TNVN	11N40	2462	Ant 2	2355.497	-62.00	<=-20	PASS
TNVN	11N40	2462	Ant 2	2356.497	-65.89	<=-20	PASS
TNVN	11N40	2462	Ant 2	2357.497	-64.57	<=-20	PASS
TNVN	11N40	2462	Ant 2	2358.497	-66.46	<=-20	PASS
TNVN	11N40	2462	Ant 2	2359.497	-64.59	<=-20	PASS

The results shown in this test report refer only to the sample(s) tested unless otherwise stated. The sample(s) are retained for 30 days only. The document is issued by HUAK, this document cannot be reproduced except in full with our prior written permission. The more details and the authenticity of the report will be confirmed at http://www.cer-mark.com.

TNVN	11N40	2462	Ant 2	2360.497	-61.31	<=-20	PASS
TNVN	11N40	2462	Ant 2	2361.497	-66.01	<=-20	PASS
TNVN	11N40	2462	Ant 2	2362.497	-60.00	<=-20	PASS
TNVN	11N40	2462	Ant 2	2363.497	-59.94	<=-20	PASS
TNVN	11N40	2462	Ant 2	2364.497	-67.85	<=-10	PASS
TNVN	11N40	2462	Ant 2	2364.500	-64.94	<=-10	PASS
TNVN	11N40	2462	Ant 2	2365.500	-61.71	<=-10	PASS
TNVN	11N40	2462	Ant 2	2366.500	-61.46	<=-10	PASS
TNVN	11N40	2462	Ant 2	2367.500	-62.01	<=-10	PASS
TNVN	11N40	2462	Ant 2	2368.500	-65.49	<=-10	PASS
TNVN	11N40	2462	Ant 2	2369.500	-63.02	<=-10	PASS
TNVN	11N40	2462	Ant 2	2370.500	-65.88	<=-10	PASS
TNVN	11N40	2462	Ant 2	2371.500	-57.51	<=-10	PASS
TNVN	11N40	2462	Ant 2	2372.500	-60.51	<=-10	PASS
TNVN	11N40	2462	Ant 2	2373.500	-64.27	<=-10	PASS
TNVN	11N40	2462	Ant 2	2374.500	-57.00	<=-10	PASS
TNVN	11N40	2462	Ant 2	2375.500	-64.23	<=-10	PASS
TNVN	11N40	2462	Ant 2	2376.500	-61.37	<=-10	PASS
TNVN	11N40	2462	Ant 2	2377.500	-62.81	<=-10	PASS
TNVN	11N40	2462	Ant 2	2378.500	-60.08	<=-10	PASS
TNVN	11N40	2462	Ant 2	2379.500	-59.44	<=-10	PASS
TNVN	11N40	2462	Ant 2	2380.500	-62.63	<=-10	PASS
TNVN	11N40	2462	Ant 2	2381.500	-60.61	<=-10	PASS
TNVN	11N40	2462	Ant 2	2382.500	-59.94	<=-10	PASS
TNVN	11N40	2462	Ant 2	2383.500	-57.50	<=-10	PASS
TNVN	11N40	2462	Ant 2	2384.500	-61.08	<=-10	PASS
TNVN	11N40	2462	Ant 2	2385.500	-61.80	<=-10	PASS
TNVN	11N40	2462	Ant 2	2386.500	-60.00	<=-10	PASS
TNVN	11N40	2462	Ant 2	2387.500	-59.85	<=-10	PASS
TNVN	11N40	2462	Ant 2	2388.500	-59.79	<=-10	PASS
TNVN	11N40	2462	Ant 2	2389.500	-60.54	<=-10	PASS
TNVN	11N40	2462	Ant 2	2390.500	-61.86	<=-10	PASS
TNVN	11N40	2462	Ant 2	2391.500	-57.46	<=-10	PASS
TNVN	11N40	2462	Ant 2	2392.500	-57.55	<=-10	PASS
TNVN	11N40	2462	Ant 2	2393.500	-57.93	<=-10	PASS
TNVN	11N40	2462	Ant 2	2394.500	-55.39	<=-10	PASS

The results shown in this test report refer only to the sample(s) tested unless otherwise stated. The sample(s) are retained for 30 days only. The document is issued by HUAK, this document cannot be reproduced except in full with our prior written permission. The more details and the authenticity of the report will be confirmed at http://www.cer-mark.com.

TNVN	11N40	2462	Ant 2	2395.500	-60.22	<=-10	PASS
TNVN	11N40	2462	Ant 2	2396.500	-62.30	<=-10	PASS
TNVN	11N40	2462	Ant 2	2397.500	-55.50	<=-10	PASS
TNVN	11N40	2462	Ant 2	2398.500	-61.15	<=-10	PASS
TNVN	11N40	2462	Ant 2	2399.500	-61.34	<=-10	PASS
TNVN	11N40	2462	Ant 2	2484.000	-41.53	<=-10	PASS
TNVN	11N40	2462	Ant 2	2485.000	-43.99	<=-10	PASS
TNVN	11N40	2462	Ant 2	2486.000	-42.81	<=-10	PASS
TNVN	11N40	2462	Ant 2	2487.000	-44.54	<=-10	PASS
TNVN	11N40	2462	Ant 2	2488.000	-43.82	<=-10	PASS
TNVN	11N40	2462	Ant 2	2489.000	-44.40	<=-10	PASS
TNVN	11N40	2462	Ant 2	2490.000	-41.29	<=-10	PASS
TNVN	11N40	2462	Ant 2	2491.000	-38.23	<=-10	PASS
TNVN	11N40	2462	Ant 2	2492.000	-45.44	<=-10	PASS
TNVN	11N40	2462	Ant 2	2493.000	-46.00	<=-10	PASS
TNVN	11N40	2462	Ant 2	2494.000	-41.17	<=-10	PASS
TNVN	11N40	2462	Ant 2	2495.000	-45.32	<=-10	PASS
TNVN	11N40	2462	Ant 2	2496.000	-40.94	<=-10	PASS
TNVN	11N40	2462	Ant 2	2497.000	-44.03	<=-10	PASS
TNVN	11N40	2462	Ant 2	2498.000	-46.18	<=-10	PASS
TNVN	11N40	2462	Ant 2	2499.000	-47.75	<=-10	PASS
TNVN	11N40	2462	Ant 2	2500.000	-49.26	<=-10	PASS
TNVN	11N40	2462	Ant 2	2501.000	-42.47	<=-10	PASS
TNVN	11N40	2462	Ant 2	2502.000	-43.54	<=-10	PASS
TNVN	11N40	2462	Ant 2	2503.000	-50.16	<=-10	PASS
TNVN	11N40	2462	Ant 2	2504.000	-46.20	<=-10	PASS
TNVN	11N40	2462	Ant 2	2505.000	-47.87	<=-10	PASS
TNVN	11N40	2462	Ant 2	2506.000	-48.38	<=-10	PASS
TNVN	11N40	2462	Ant 2	2507.000	-46.93	<=-10	PASS
TNVN	11N40	2462	Ant 2	2508.000	-47.69	<=-10	PASS
TNVN	11N40	2462	Ant 2	2509.000	-48.13	<=-10	PASS
TNVN	11N40	2462	Ant 2	2510.000	-47.08	<=-10	PASS
TNVN	11N40	2462	Ant 2	2511.000	-51.40	<=-10	PASS
TNVN	11N40	2462	Ant 2	2512.000	-53.92	<=-10	PASS
TNVN	11N40	2462	Ant 2	2513.000	-44.75	<=-10	PASS
TNVN	11N40	2462	Ant 2	2514.000	-43.64	<=-10	PASS

The results shown in this test report refer only to the sample(s) tested unless otherwise stated. The sample(s) are retained for 30 days only. The document is issued by HUAK, this document cannot be reproduced except in full with our prior written permission. The more details and the authenticity of the report will be confirmed at http://www.cer-mark.com.

TNVN	11N40	2462	Ant 2	2515.000	-50.24	<=-10	PASS
TNVN	11N40	2462	Ant 2	2516.000	-52.80	<=-10	PASS
TNVN	11N40	2462	Ant 2	2517.000	-48.83	<=-10	PASS
TNVN	11N40	2462	Ant 2	2518.000	-53.00	<=-10	PASS
TNVN	11N40	2462	Ant 2	2519.000	-51.58	<=-10	PASS
TNVN	11N40	2462	Ant 2	2519.003	-53.15	<=-10	PASS
TNVN	11N40	2462	Ant 2	2520.003	-51.25	<=-20	PASS
TNVN	11N40	2462	Ant 2	2521.003	-52.49	<=-20	PASS
TNVN	11N40	2462	Ant 2	2522.003	-53.04	<=-20	PASS
TNVN	11N40	2462	Ant 2	2523.003	-57.79	<=-20	PASS
TNVN	11N40	2462	Ant 2	2524.003	-52.03	<=-20	PASS
TNVN	11N40	2462	Ant 2	2525.003	-58.65	<=-20	PASS
TNVN	11N40	2462	Ant 2	2526.003	-58.11	<=-20	PASS
TNVN	11N40	2462	Ant 2	2527.003	-59.41	<=-20	PASS
TNVN	11N40	2462	Ant 2	2528.003	-52.40	<=-20	PASS
TNVN	11N40	2462	Ant 2	2529.003	-57.92	<=-20	PASS
TNVN	11N40	2462	Ant 2	2530.003	-62.34	<=-20	PASS
TNVN	11N40	2462	Ant 2	2531.003	-57.05	<=-20	PASS
TNVN	11N40	2462	Ant 2	2532.003	-56.35	<=-20	PASS
TNVN	11N40	2462	Ant 2	2533.003	-49.60	<=-20	PASS
TNVN	11N40	2462	Ant 2	2534.003	-53.49	<=-20	PASS
TNVN	11N40	2462	Ant 2	2535.003	-59.42	<=-20	PASS
TNVN	11N40	2462	Ant 2	2536.003	-58.61	<=-20	PASS
TNVN	11N40	2462	Ant 2	2537.003	-59.81	<=-20	PASS
TNVN	11N40	2462	Ant 2	2538.003	-58.79	<=-20	PASS
TNVN	11N40	2462	Ant 2	2539.003	-59.34	<=-20	PASS
TNVN	11N40	2462	Ant 2	2540.003	-57.88	<=-20	PASS
TNVN	11N40	2462	Ant 2	2541.003	-59.21	<=-20	PASS
TNVN	11N40	2462	Ant 2	2542.003	-59.66	<=-20	PASS
TNVN	11N40	2462	Ant 2	2543.003	-60.02	<=-20	PASS
TNVN	11N40	2462	Ant 2	2544.003	-65.76	<=-20	PASS
TNVN	11N40	2462	Ant 2	2545.003	-55.07	<=-20	PASS
TNVN	11N40	2462	Ant 2	2546.003	-62.02	<=-20	PASS
TNVN	11N40	2462	Ant 2	2547.003	-60.50	<=-20	PASS
TNVN	11N40	2462	Ant 2	2548.003	-59.17	<=-20	PASS
TNVN	11N40	2462	Ant 2	2549.003	-61.89	<=-20	PASS

The results shown in this test report refer only to the sample(s) tested unless otherwise stated. The sample(s) are retained for 30 days only. The document is issued by HUAK, this document cannot be reproduced except in full with our prior written permission. The more details and the authenticity of the report will be confirmed at http://www.cer-mark.com.

TNVN	11N40	2462	Ant 2	2550.003	-59.38	<=-20	PASS
TNVN	11N40	2462	Ant 2	2551.003	-60.00	<=-20	PASS
TNVN	11N40	2462	Ant 2	2552.003	-60.51	<=-20	PASS
TNVN	11N40	2462	Ant 2	2553.003	-61.06	<=-20	PASS
TNVN	11N40	2462	Ant 2	2554.003	-61.88	<=-20	PASS
TNVN	11N40	2462	Ant 2	2555.003	-58.56	<=-20	PASS
TNVN	11N40	2462	Ant 2	2555.006	-63.42	<=-20	PASS

The results shown in this test report refer only to the sample(s) tested unless otherwise stated and the sample(s) are retained for 30 days only. The document is issued by HUAK, this document cannot be reproduced except in full with our prior written permission. The more details and the authenticity of the report will be confirmed at http://www.cer-mark.com.

Ant 1

11B_2412_Ant 1_2400MHz-2BW to 2400MHz

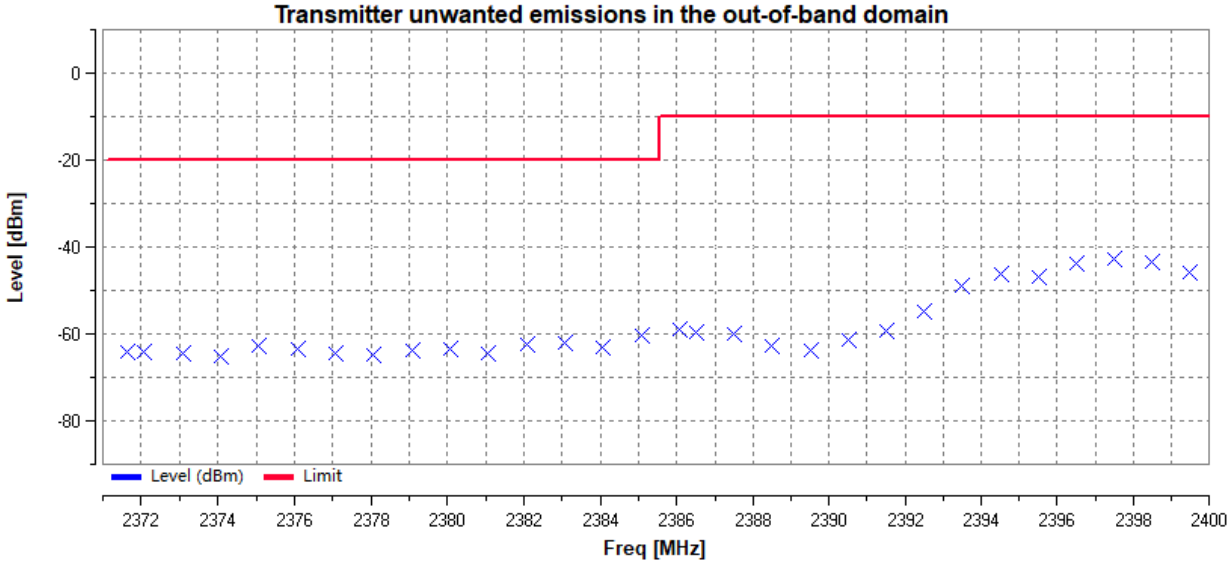

11B_2412_Ant 1_2483.5MHz to 2483.5MHz+2BW

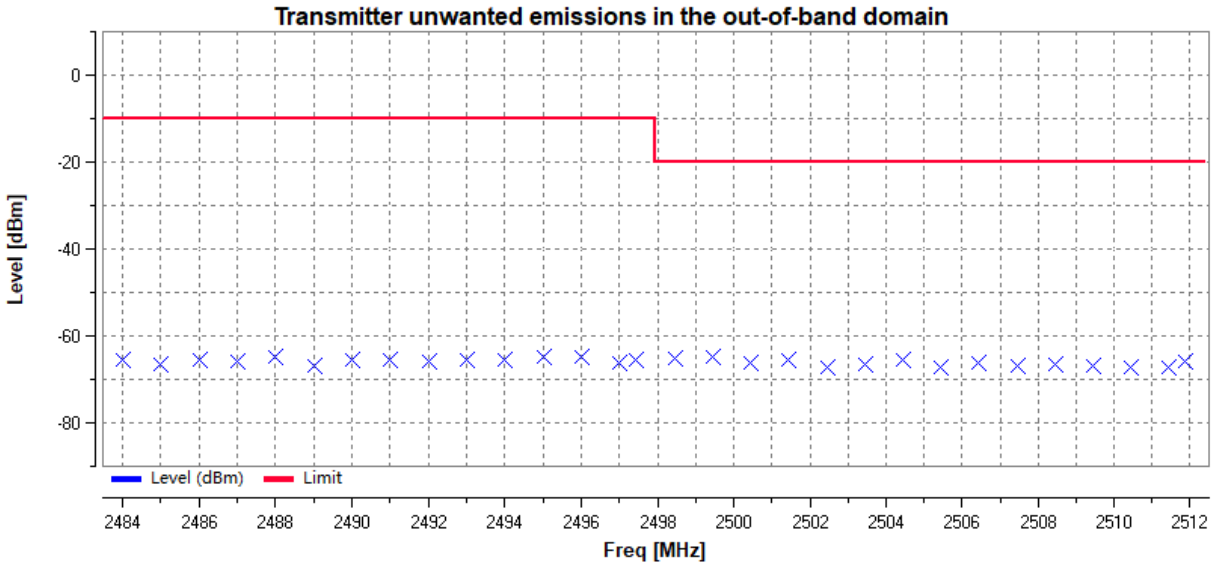

11B_2472_Ant 1_2483.5MHz to 2483.5MHz+2BW

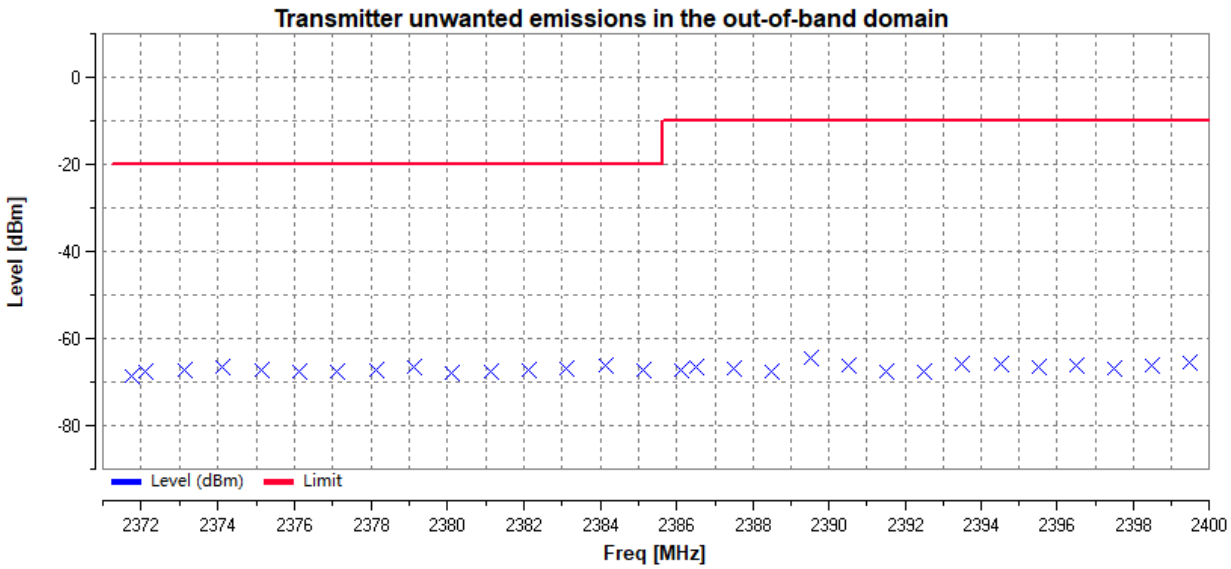

The results shown in this test report refer only to the sample(s) tested unless otherwise stated and the sample(s) are retained for 30 days only. The document is issued by HUAK, this document cannot be reproduced except in full with our prior written permission. The more details and the authenticity of the report will be confirmed at http://www.cer-mark.com.

11B_2472_Ant 1_2400MHz-2BW to 2400MHz

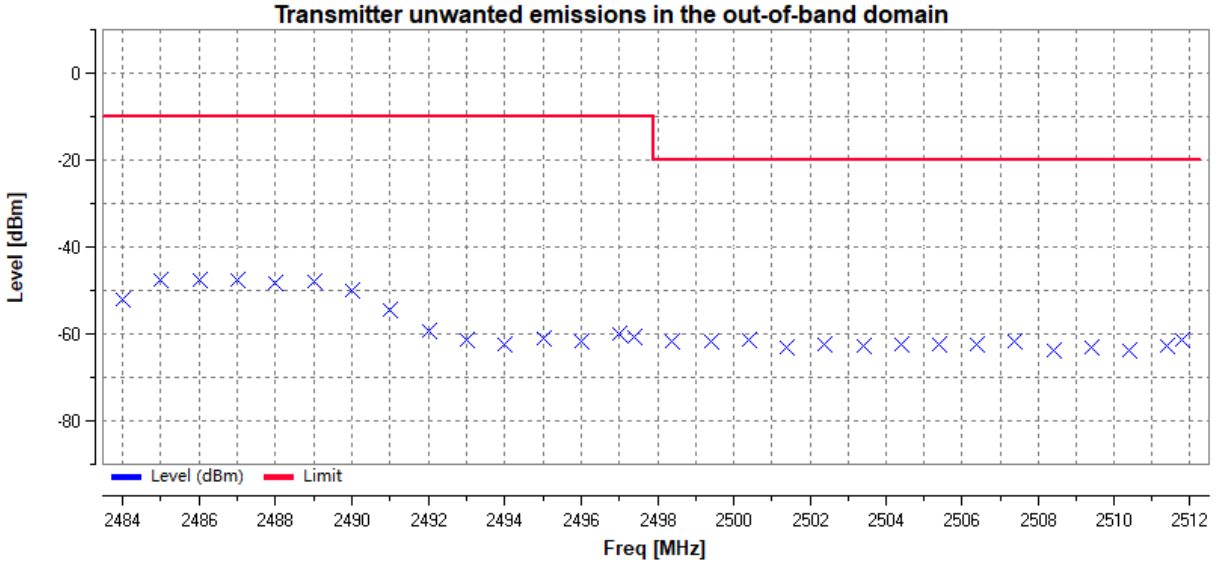

11G_2412_Ant 1_2400MHz-2BW to 2400MHz

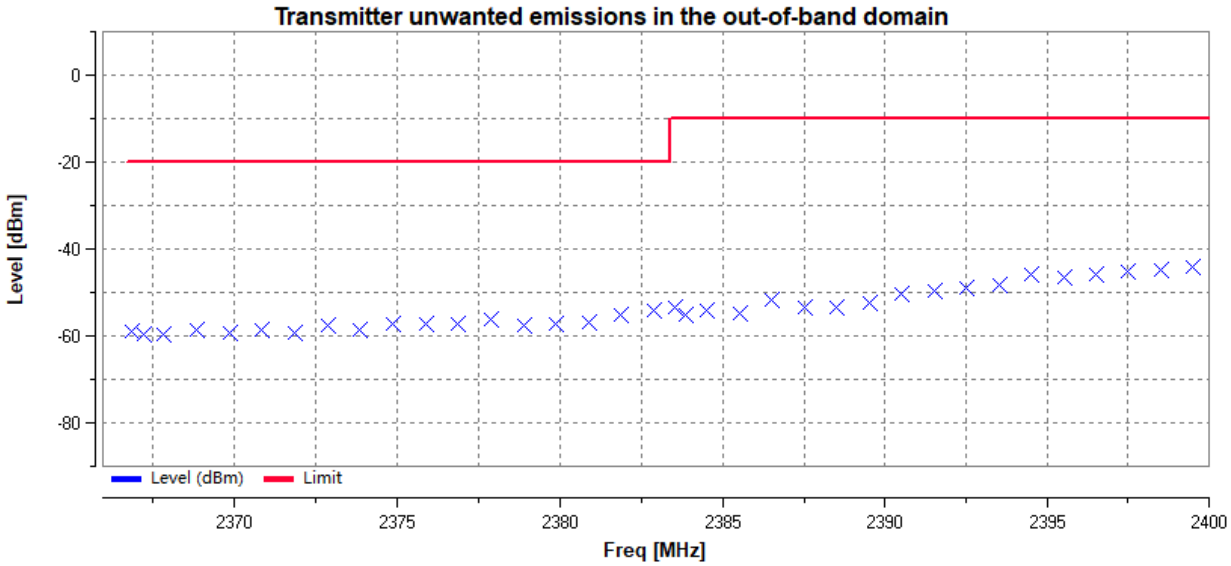

11G_2412_Ant 1_2483.5MHz to 2483.5MHz+2BW

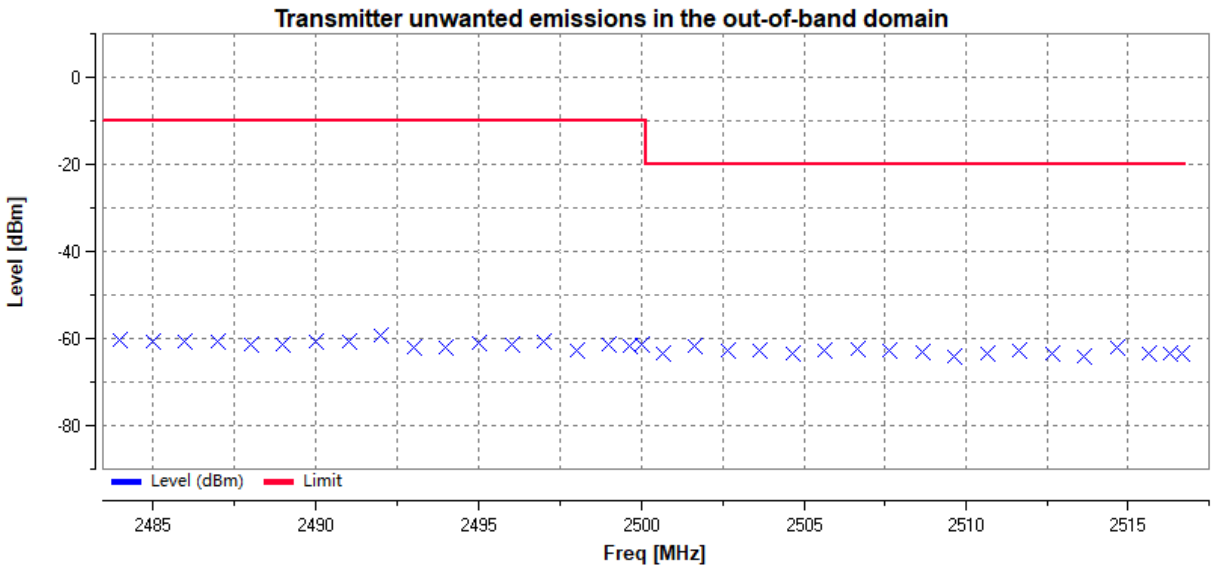

The results shown in this test report refer only to the sample(s) tested unless otherwise stated and the sample(s) are retained for 30 days only. The document is issued by HUAK, this document cannot be reproduced except in full with our prior written permission. The more details and the authenticity of the report will be confirmed at http://www.cer-mark.com.

11G_2472_Ant 1_2400MHz-2BW to 2400MHz

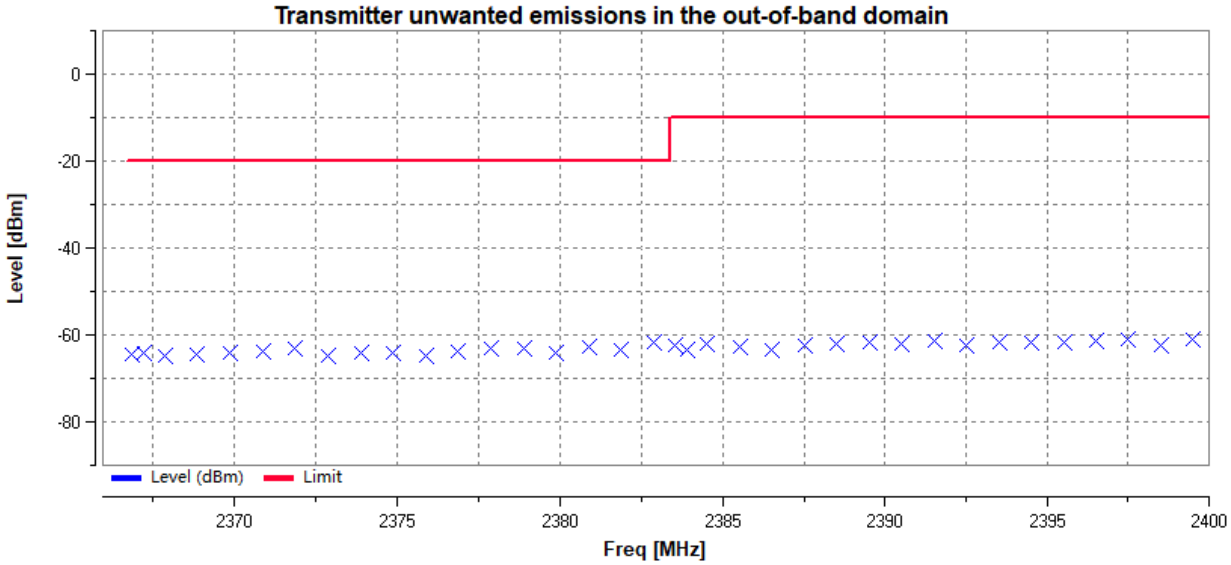

11G_2472_Ant 1_2483.5MHz to 2483.5MHz+2BW

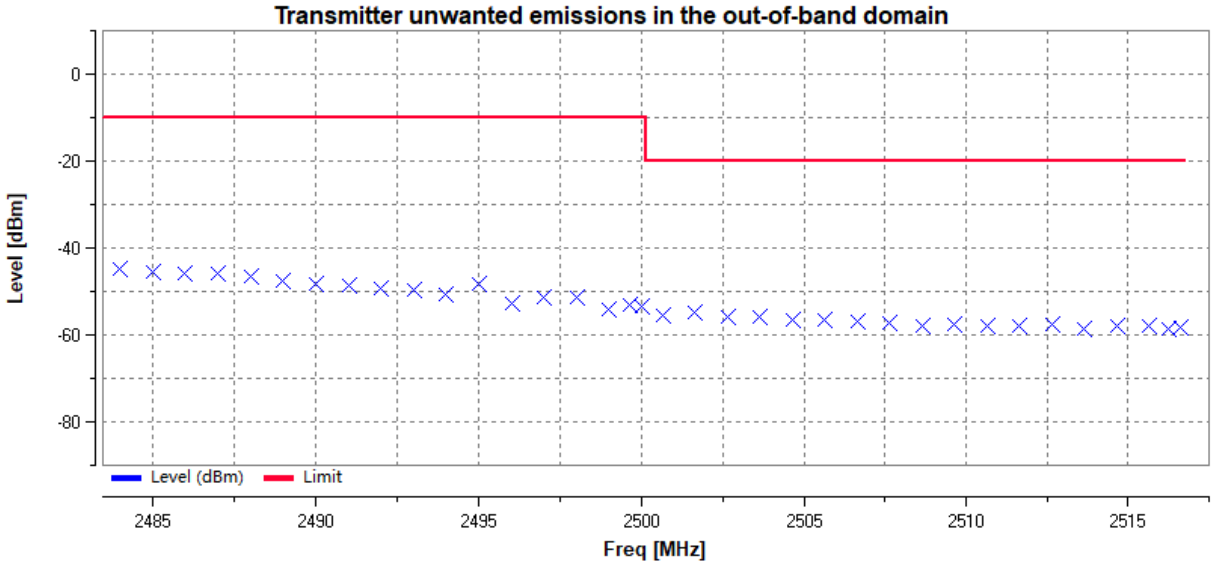

11N20_2412_Ant 1_2400MHz-2BW to 2400MHz

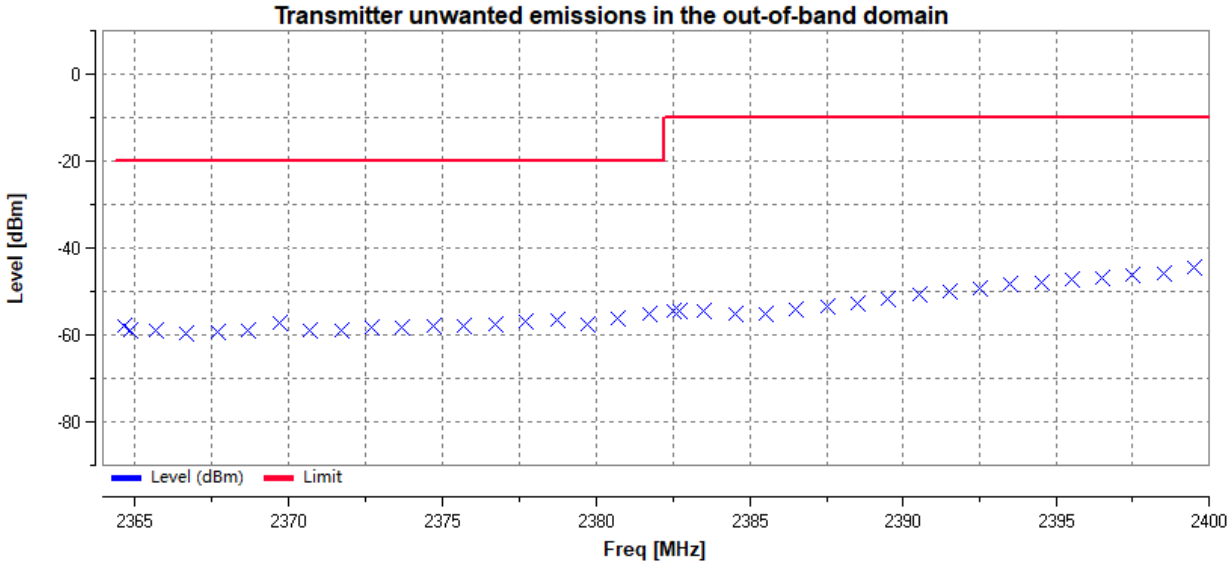

The results shown in this test report refer only to the sample(s) tested unless otherwise stated and the sample(s) are retained for 30 days only. The document is issued by HUAK, this document cannot be reproduced except in full with our prior written permission. The more details and the authenticity of the report will be confirmed at http://www.cer-mark.com.

11N20_2412_Ant 1_2483.5MHz to 2483.5MHz+2BW

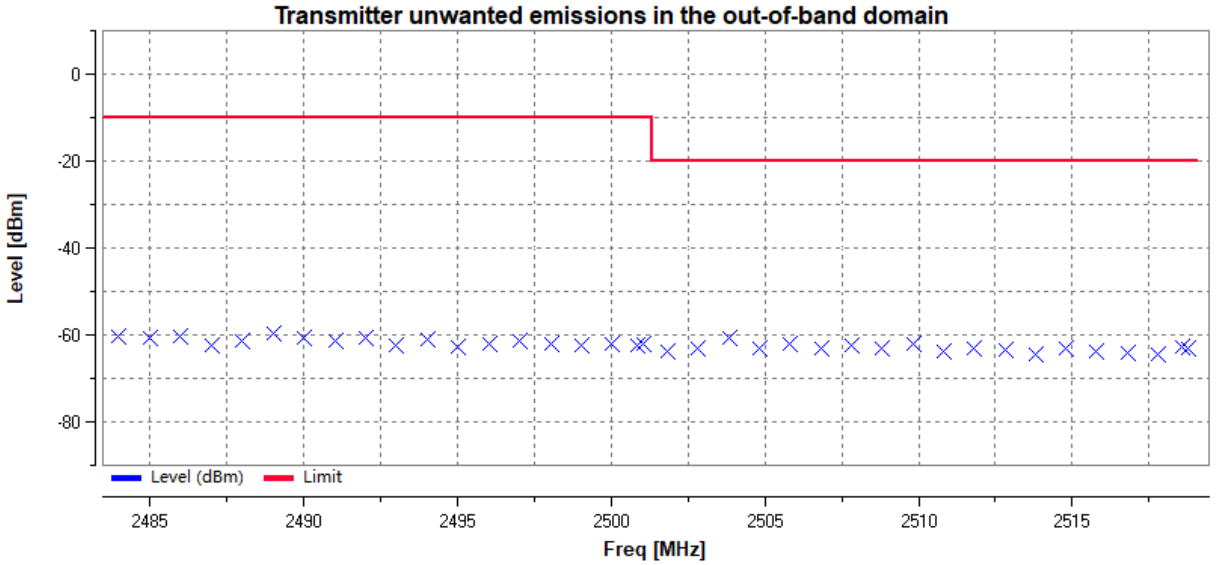

11N20_2472_Ant 1_2400MHz-2BW to 2400MHz

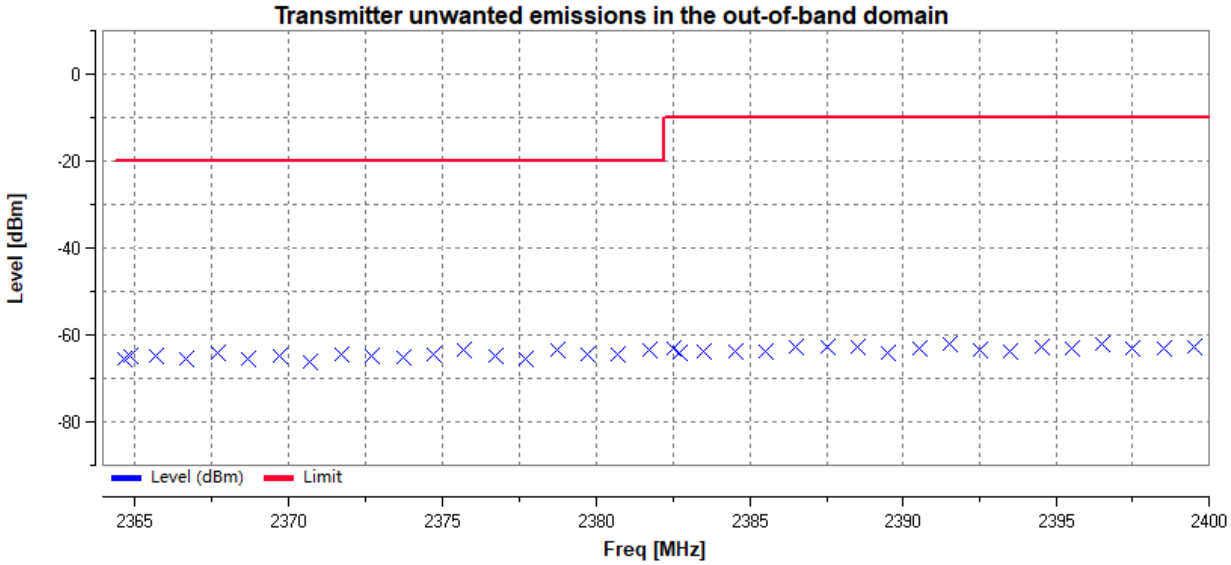

11N20_2472_Ant 1_2483.5MHz to 2483.5MHz+2BW

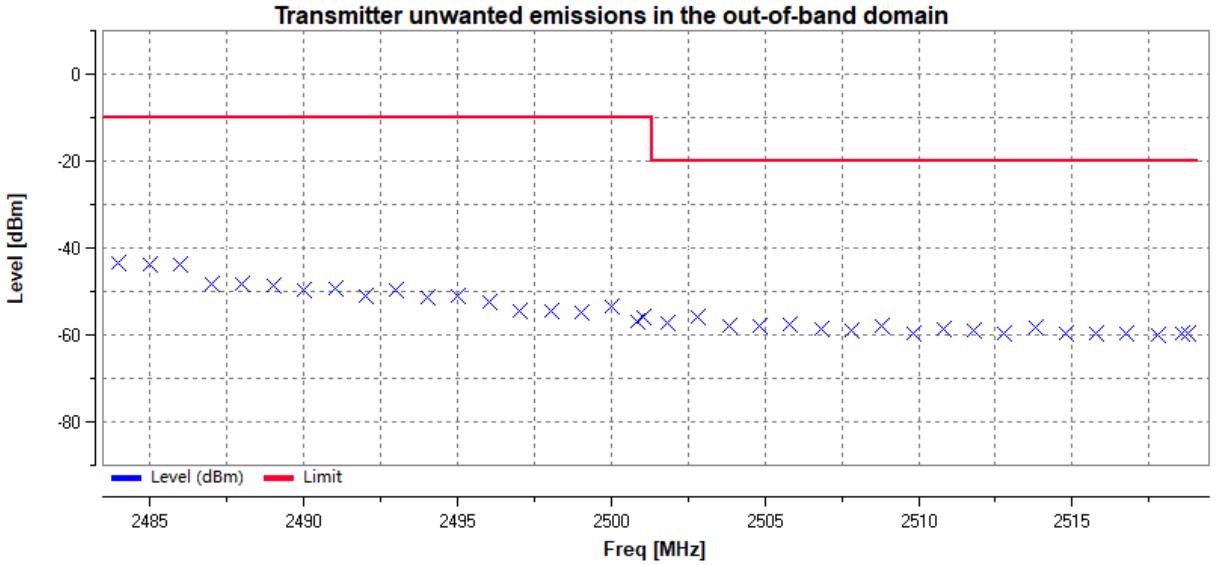

The results shown in this test report refer only to the sample(s) tested unless otherwise stated and the sample(s) are retained for 30 days only. The document is issued by HUAK, this document cannot be reproduced except in full with our prior written permission. The more details and the authenticity of the report will be confirmed at http://www.cer-mark.com.

11N40_2422_Ant 1_2400MHz-2BW to 2400MHz

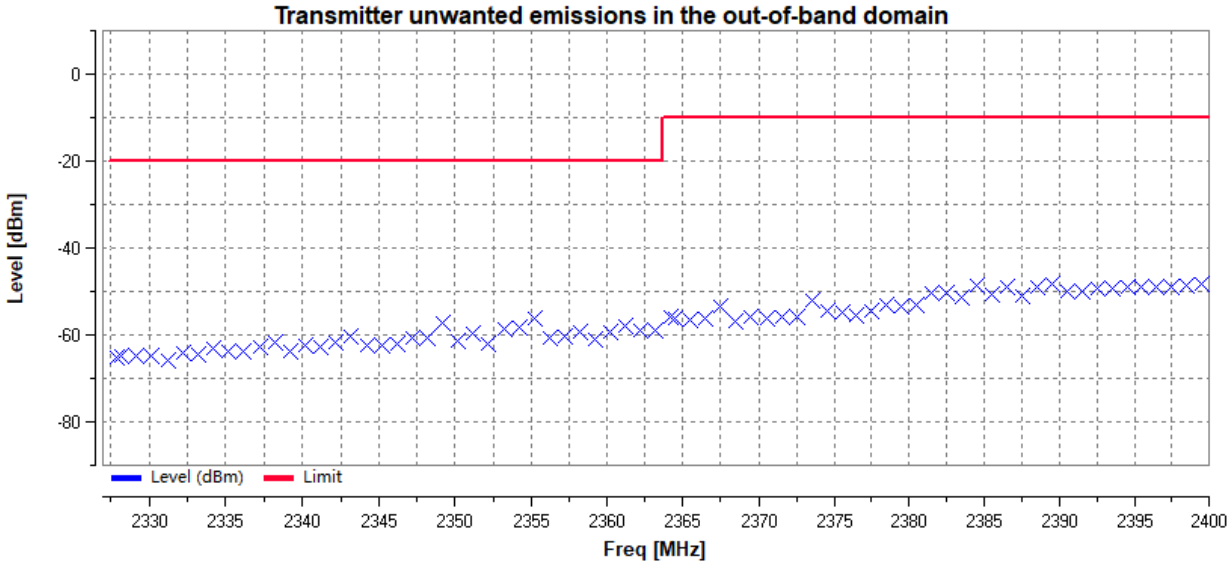

11N40_2422_Ant 1_2483.5MHz to 2483.5MHz+2BW

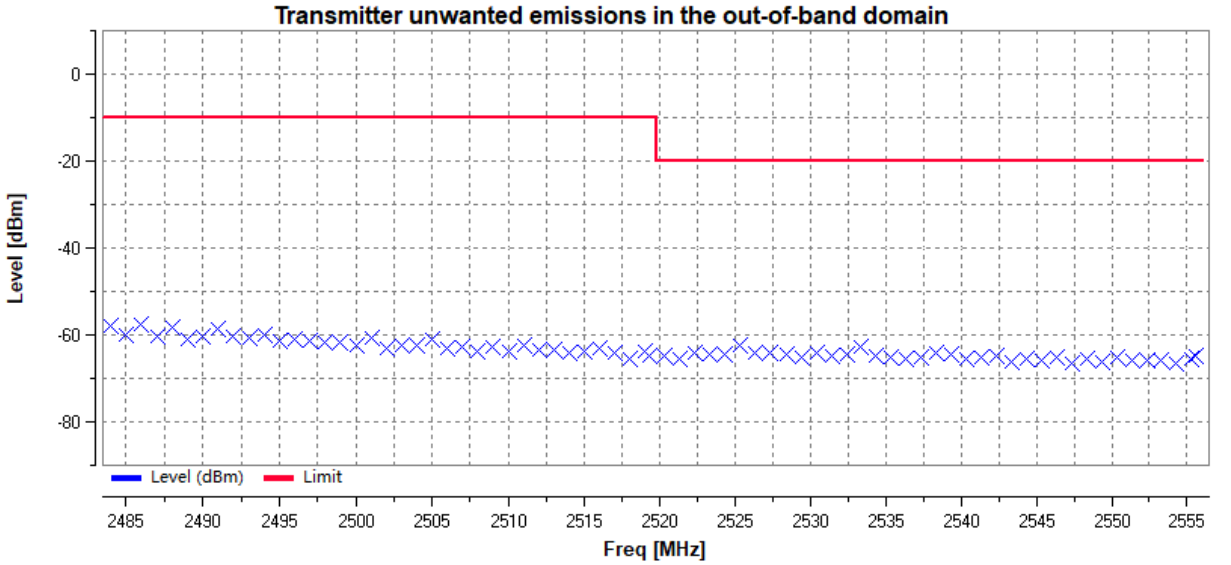

11N40_2462_Ant 1_2400MHz-2BW to 2400MHz

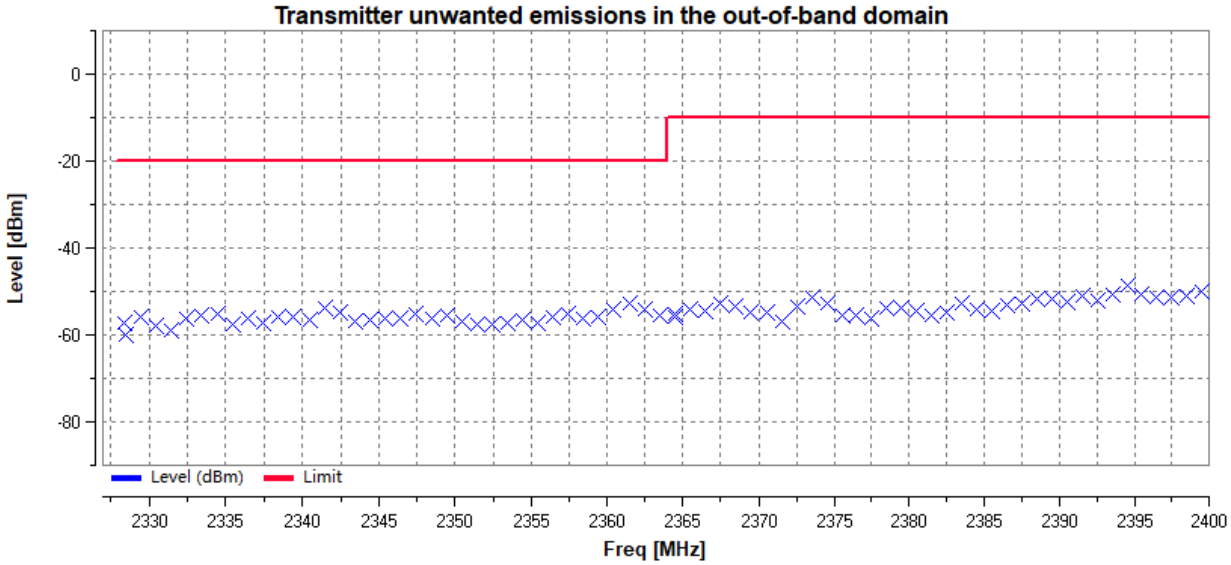

The results shown in this test report refer only to the sample(s) tested unless otherwise stated and the sample(s) are retained for 30 days only. The document is issued by HUAK, this document cannot be reproduced except in full with our prior written permission. The more details and the authenticity of the report will be confirmed at http://www.cer-mark.com.

11N40_2462_Ant 1_2483.5MHz to 2483.5MHz+2BW

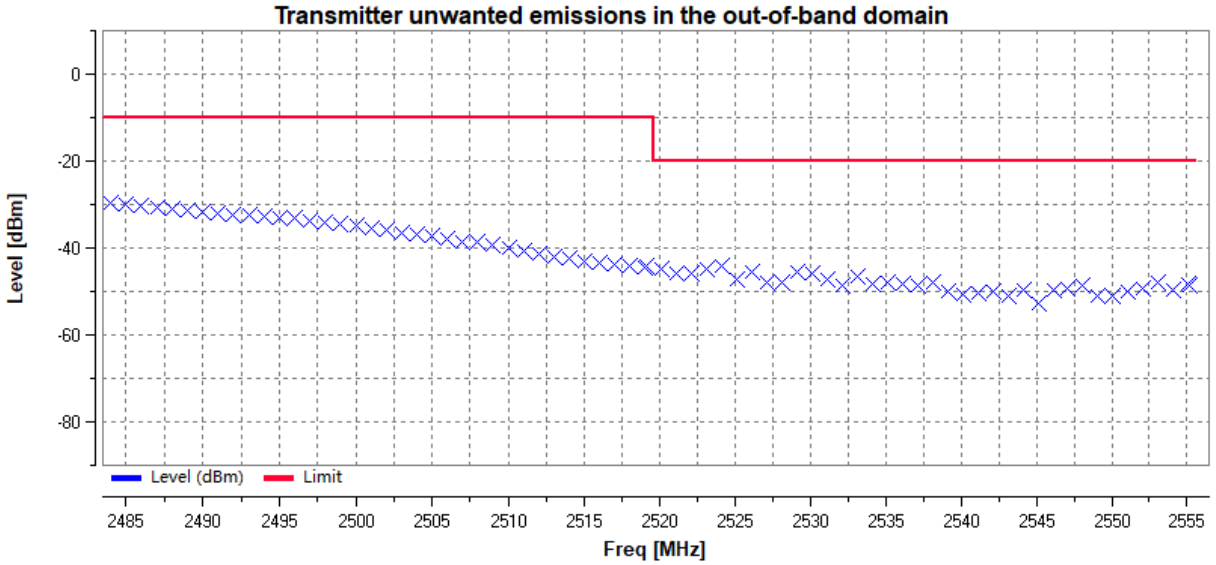

Ant 2

11B_2412_Ant 2_2400MHz-2BW to 2400MHz

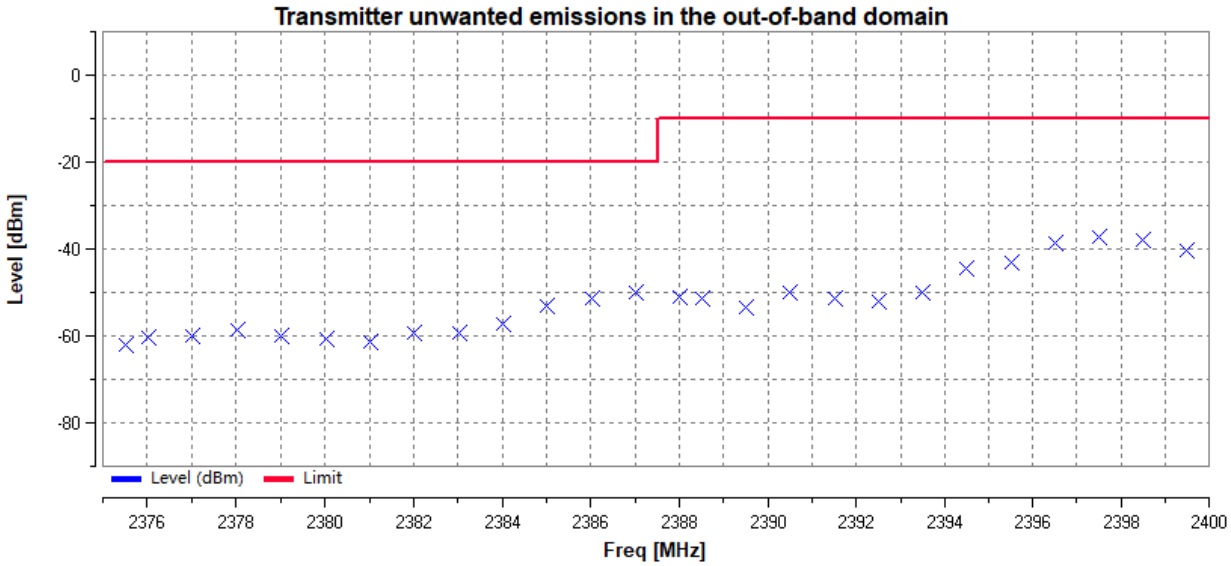

11B_2412_Ant 2_2483.5MHz to 2483.5MHz+2BW

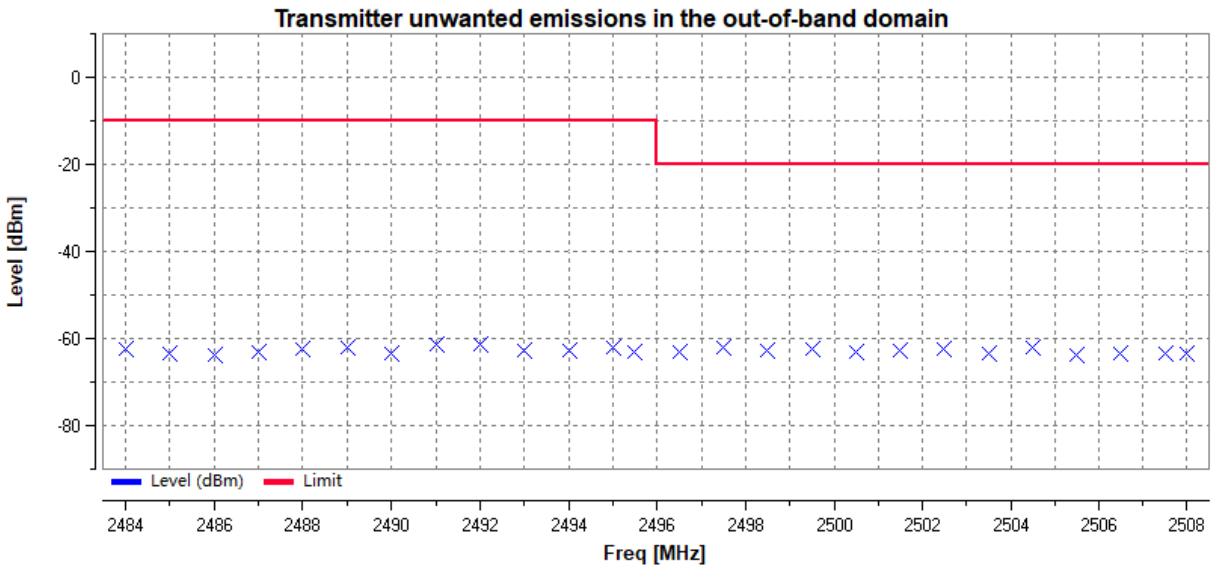

The results shown in this test report refer only to the sample(s) tested unless otherwise stated and the sample(s) are retained for 30 days only. The document is issued by HUAK, this document cannot be reproduced except in full with our prior written permission. The more details and the authenticity of the report will be confirmed at http://www.cer-mark.com.

11B_2472_Ant 2_2400MHz-2BW to 2400MHz

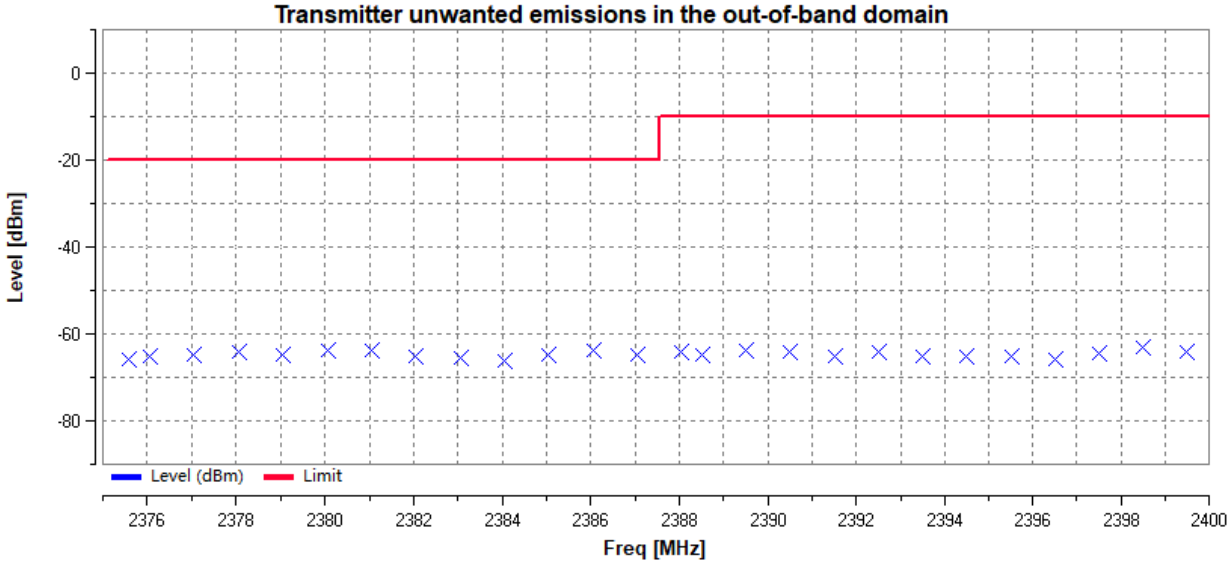

11B_2472_Ant 2_2483.5MHz to 2483.5MHz+2BW

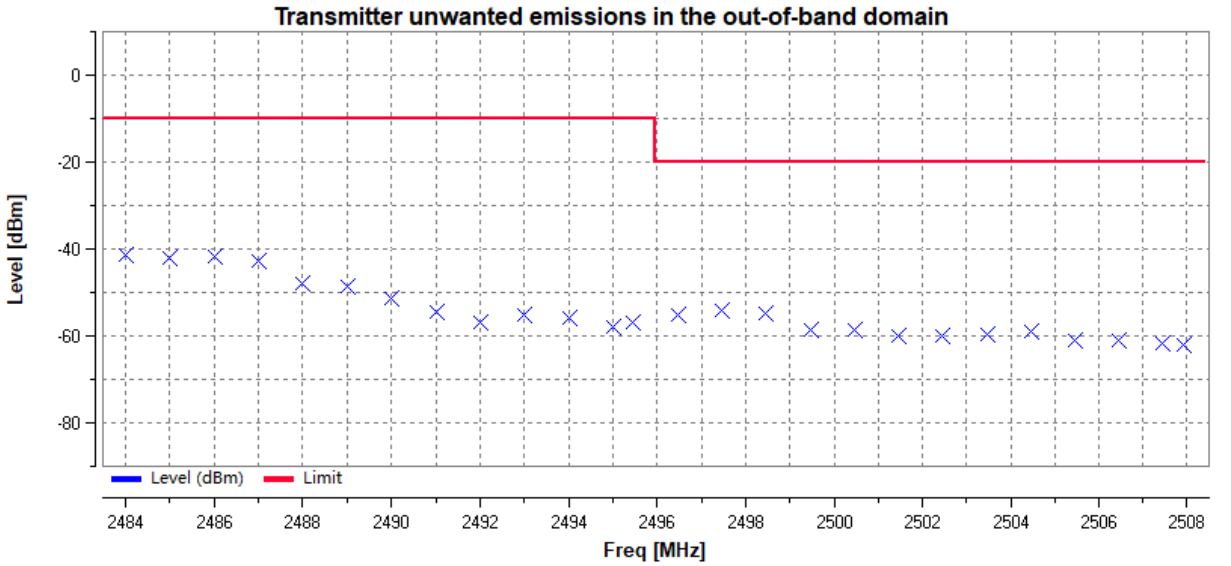

11G_2412_Ant 2_2400MHz-2BW to 2400MHz

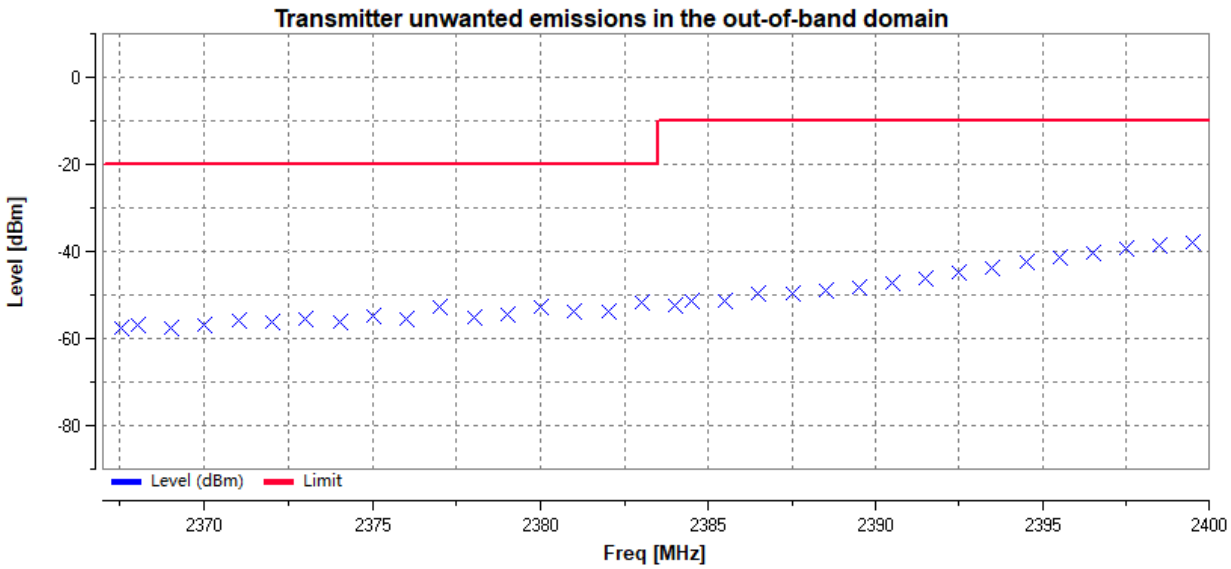

The results shown in this test report refer only to the sample(s) tested unless otherwise stated and the sample(s) are retained for 30 days only. The document is issued by HUAK, this document cannot be reproduced except in full with our prior written permission. The more details and the authenticity of the report will be confirmed at http://www.cer-mark.com.

11G_2412_Ant 2_2483.5MHz to 2483.5MHz+2BW

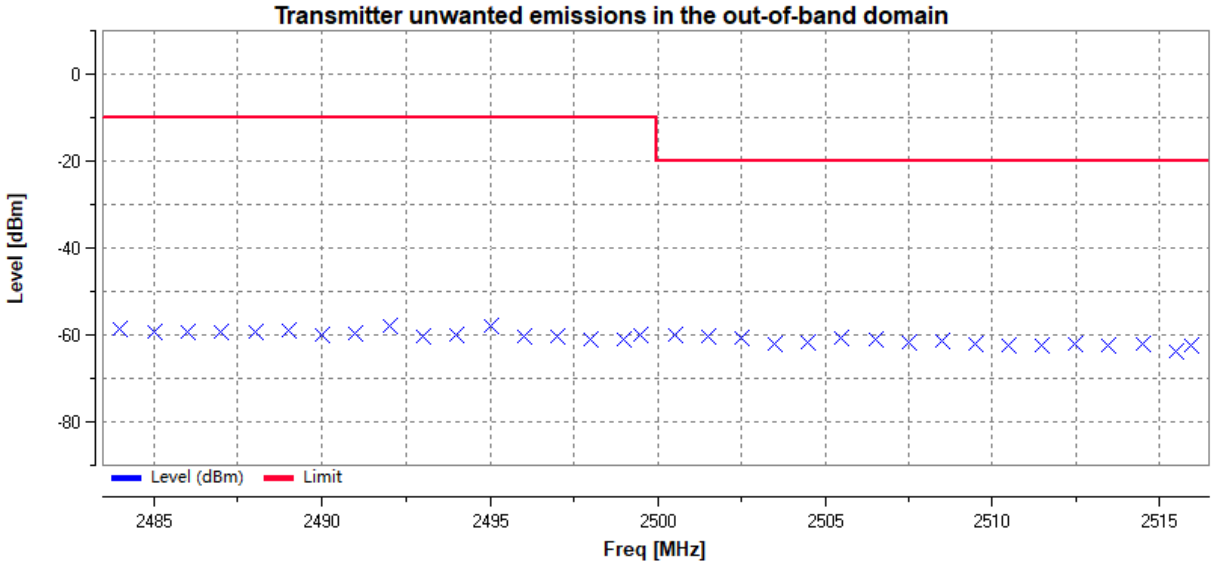

11G_2472_Ant 2_2400MHz-2BW to 2400MHz

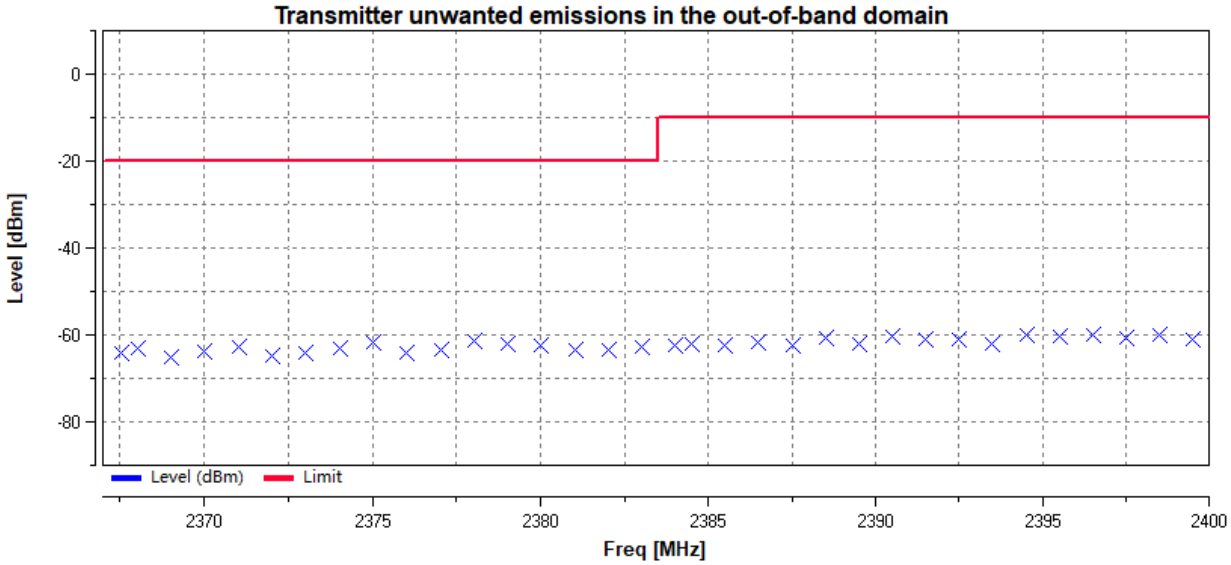

11G_2472_Ant 2_2483.5MHz to 2483.5MHz+2BW

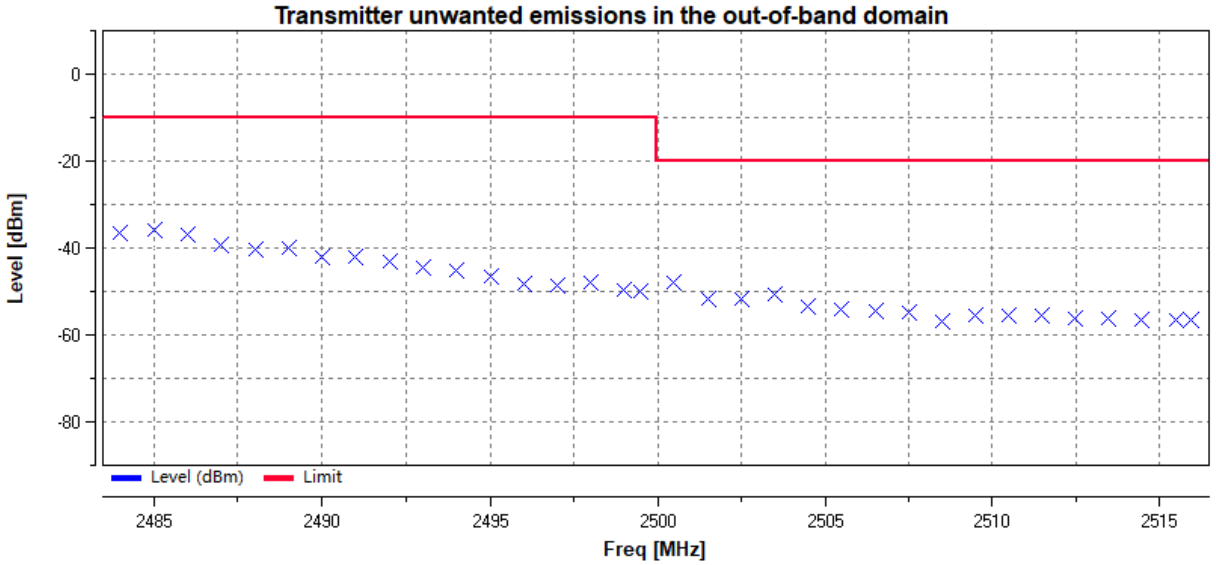

The results shown in this test report refer only to the sample(s) tested unless otherwise stated and the sample(s) are retained for 30 days only. The document is issued by HUAK, this document cannot be reproduced except in full with our prior written permission. The more details and the authenticity of the report will be confirmed at http://www.cer-mark.com.

11N20_2412_Ant 2_2400MHz-2BW to 2400MHz

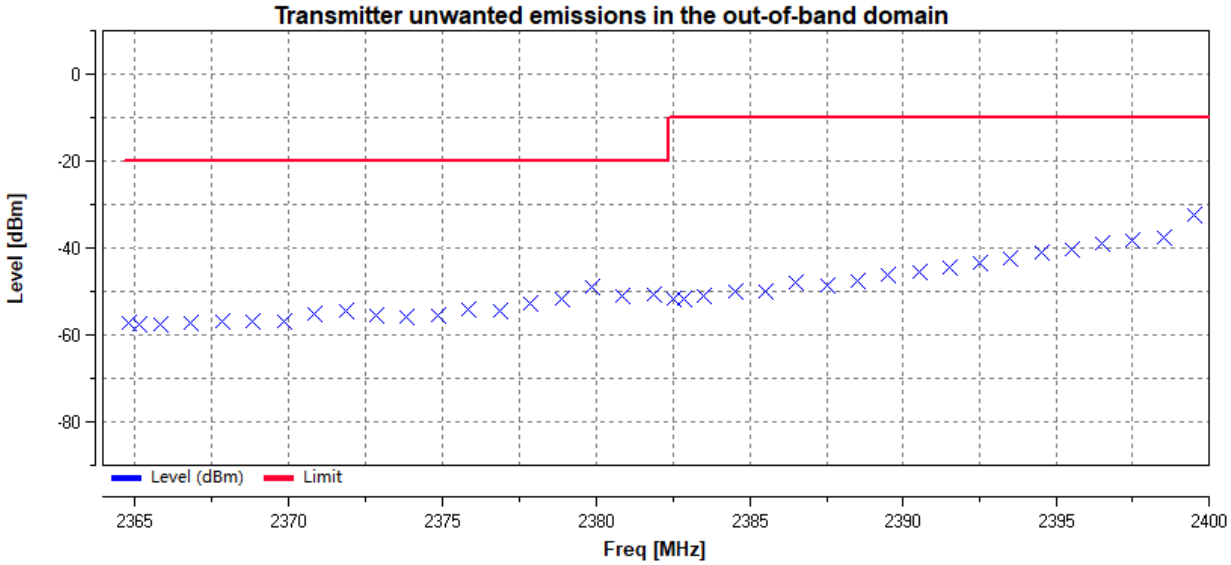

11N20_2412_Ant 2_2483.5MHz to 2483.5MHz+2BW

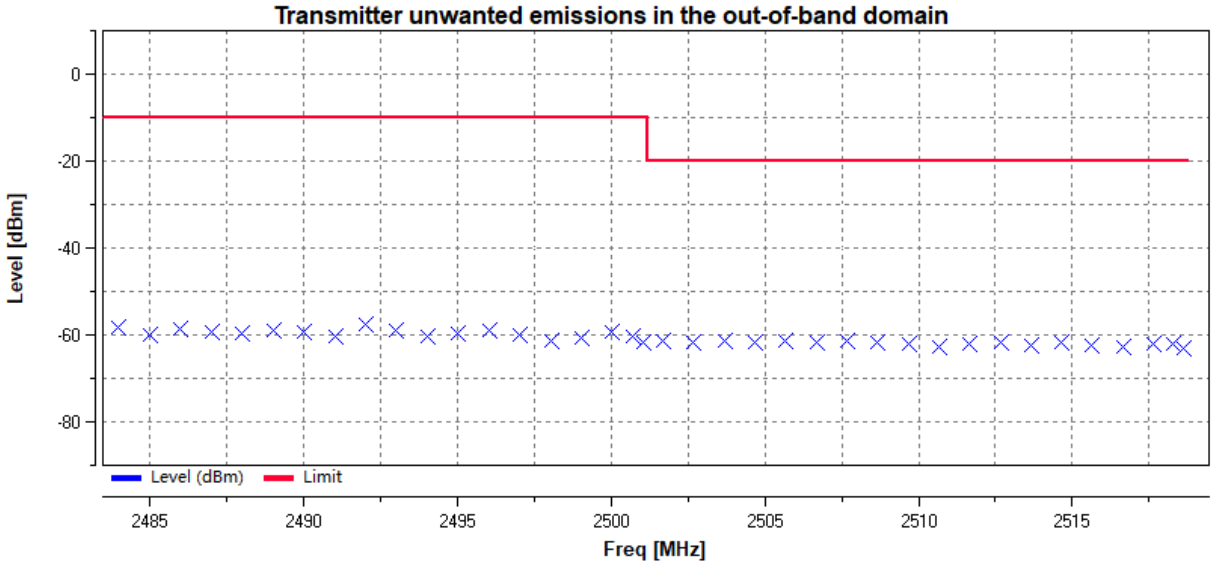

11N20_2472_Ant 2_2400MHz-2BW to 2400MHz

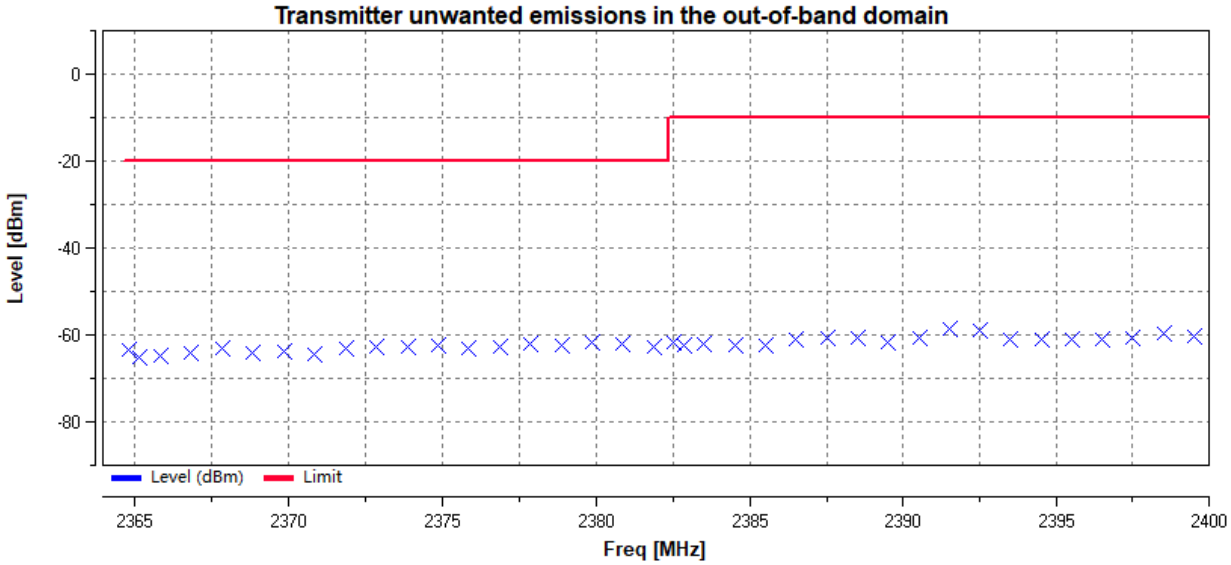

The results shown in this test report refer only to the sample(s) tested unless otherwise stated and the sample(s) are retained for 30 days only. The document is issued by HUAK, this document cannot be reproduced except in full with our prior written permission. The more details and the authenticity of the report will be confirmed at http://www.cer-mark.com.

11N20_2472_Ant 2_2483.5MHz to 2483.5MHz+2BW

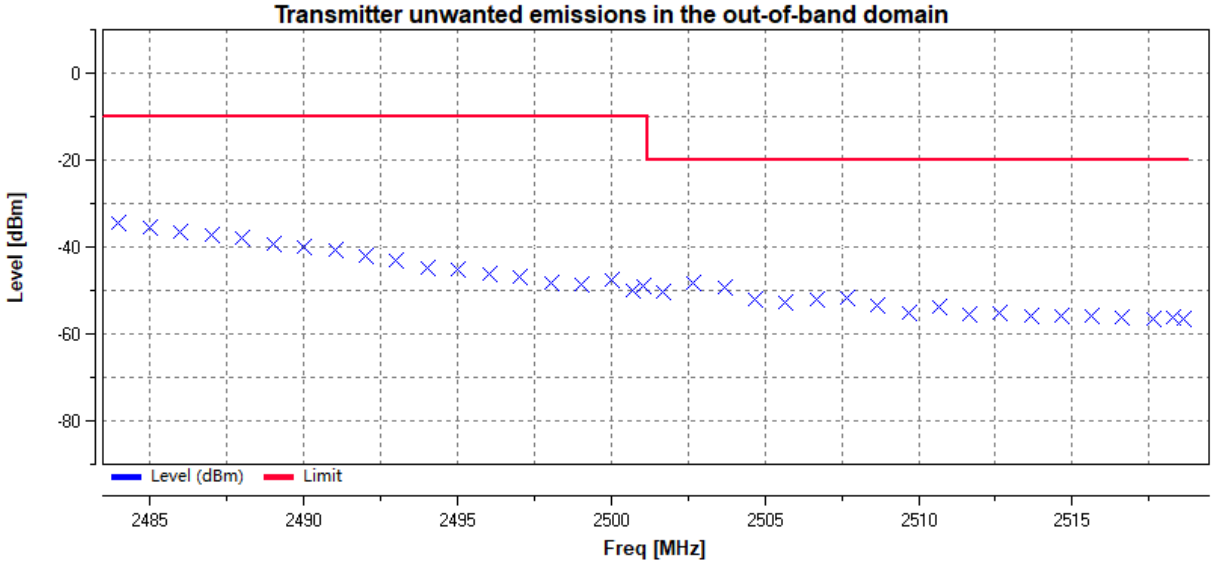

11N40_2422_Ant 2_2400MHz-2BW to 2400MHz

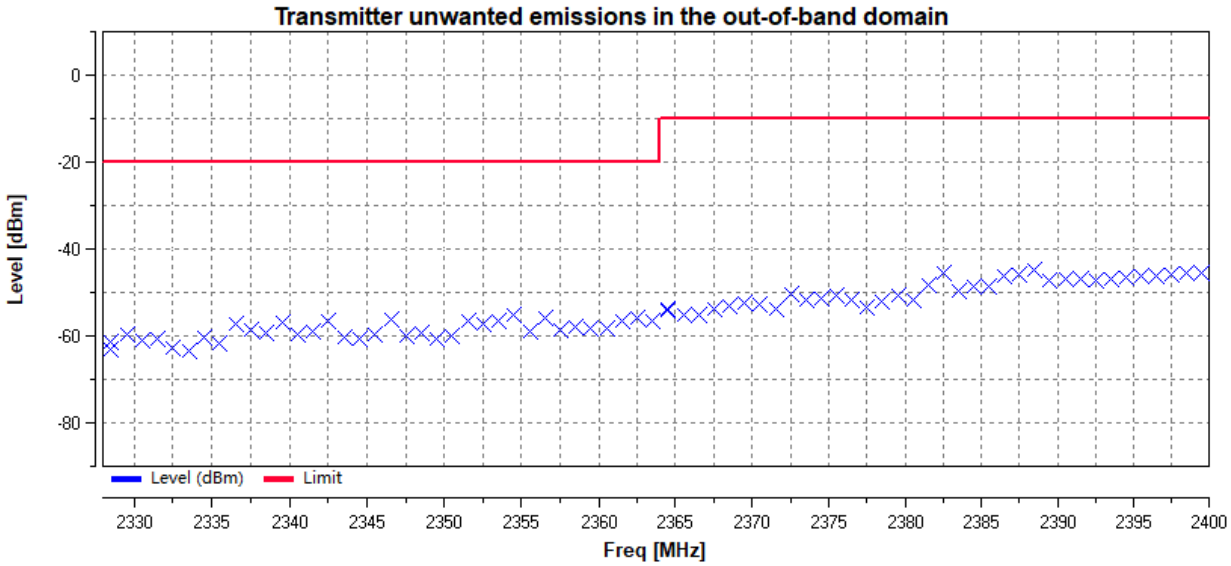

11N40_2422_Ant 2_2483.5MHz to 2483.5MHz+2BW

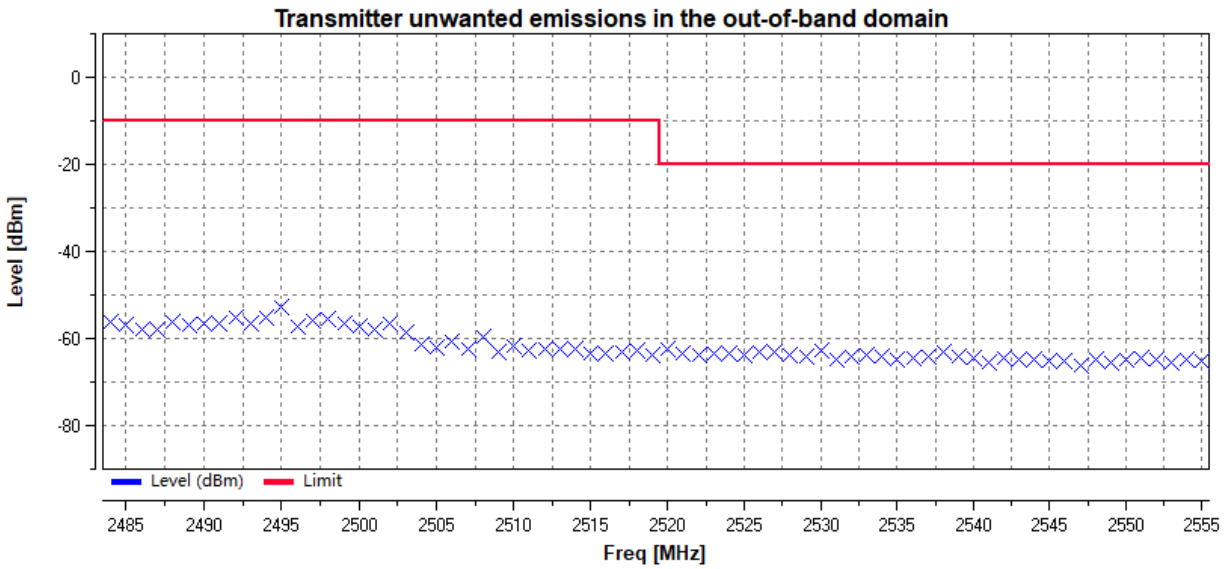

The results shown in this test report refer only to the sample(s) tested unless otherwise stated and the sample(s) are retained for 30 days only. The document is issued by HUAK, this document cannot be reproduced except in full with our prior written permission. The more details and the authenticity of the report will be confirmed at http://www.cer-mark.com.

11N40_2462_Ant 2_2400MHz-2BW to 2400MHz

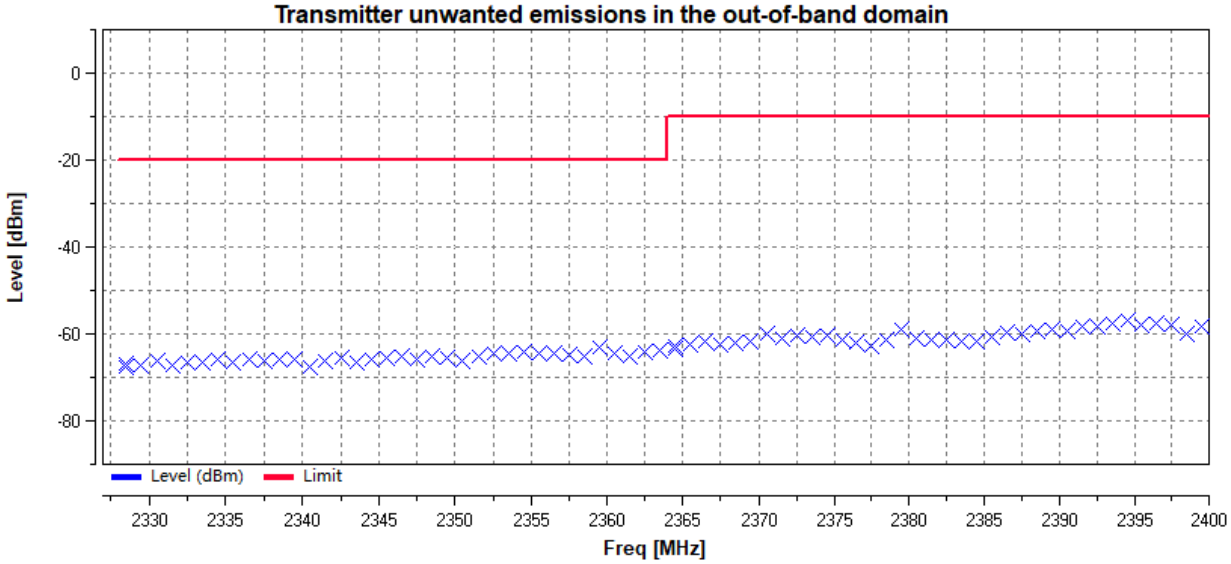

11N40_2462_Ant 2_2483.5MHz to 2483.5MHz+2BW

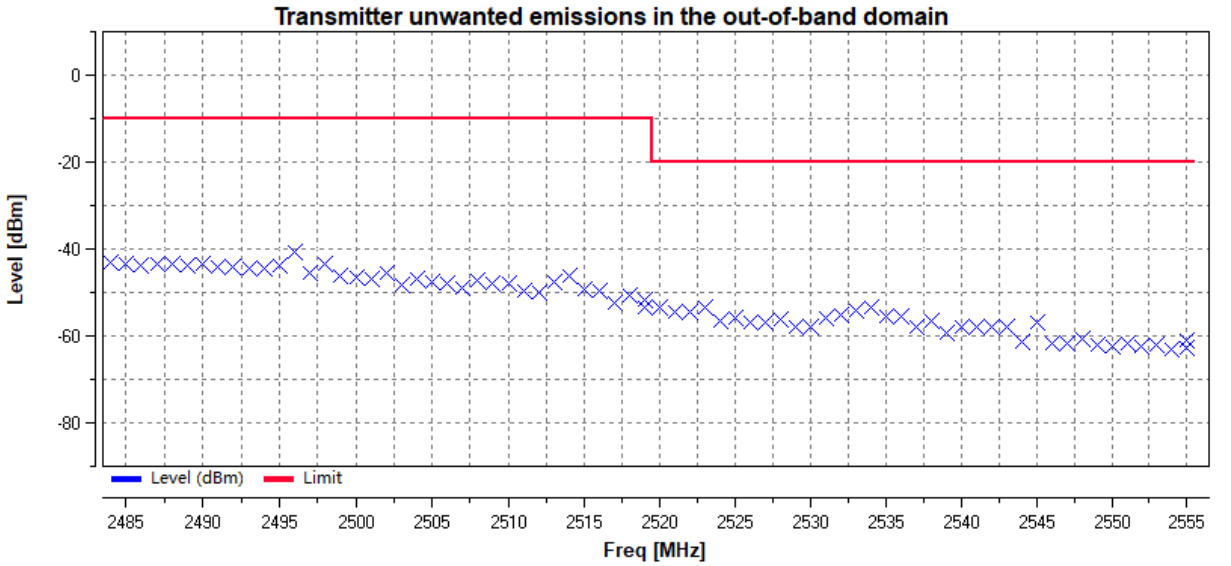

The results shown in this test report refer only to the sample(s) tested unless otherwise stated and the sample(s) are retained for 30 days only. The document is issued by HUAK, this document cannot be reproduced except in full with our prior written permission. The more details and the authenticity of the report will be confirmed at http://www.cer-mark.com.

4.1.8. Transmitter unwanted emissions in the spurious domain

Limit

According to ETSI EN 300 328 V2.2.2(2019-07) §4.3.2.9.3
The transmitter unwanted emissions in the spurious domain shall not exceed the values given in table 4.

Table 1: Transmitter limits for spurious emissions

Frequency Range	Maximum power e.r.p.(.≤1 GHz) e.i.r.p.(＞1 GHz)	Limit when Standby
30 MHz to 47 MHz	-36 dBm	100 KHz
47 MHz to 74 MHz	-54 dBm	100 KHz
74MHz to 87.5 MHz	-36 dBm	100 KHz
87.5 MHz to 118 MHz	-54 dBm	100 KHz
118 MHz to 174 MHz	-36 dBm	100 KHz
174 MHz to 230 MHz	-54 dBm	100 KHz
230 MHz to 470 MHz	-36 dBm	100 KHz
470 MHz to 862 MHz	-54 dBm	100 KHz
862 MHz to 1 GHz	-36 dBm	100 KHz
1 GHz to 12.75 GHz	-30 dBm	1 MHz

These measurements shall only be performed at normal test conditions.
The level of spurious emissions shall be measured as, either:
a) their power in a specified load (conducted spurious emissions) and their effective radiated power when radiated by the cabinet or structure of the equipment (cabinet radiation); or
b) their effective radiated power when radiated by cabinet and antenna in case of Integral antenna equipment with no antenna connectors.

For equipment using FHSS modulation, the measurements may be performed when normal hopping is disabled. In this case measurements need to be performed when operating at the lowest and the highest hopping frequency. When this is not possible, the measurement shall be performed during normal operation (hopping).

For systems using wide band modulations other than FHSS, the measurement shall be performed at the lowest and the highest channel on which the equipment can operate. These frequencies shall be recorded.

The equipment shall be configured to operate under its worst case situation with respect to output power.

If the equipment can operate with different Nominal Channel Bandwidths (e.g. 20 MHz and 40 MHz), then the equipment shall be configured to operate under its worst case situation with respect to spurious emissions.

Test Procedure

According to ETSI EN 300 328 V2.2.2(2019-07) §5.4.9.2.2, Radiated measurement.

The results shown in this test report refer only to the sample(s) tested unless otherwise stated and the sample(s) are retained for 30 days only. The document is issued by HUAK, this document cannot be reproduced except in full with our prior written permission. The more details and the authenticity of the report will be confirmed at http://www.cer-mark.com.

Test Configuration

Effective Radiated Power measurement (30 MHz to 12.75 GHz)

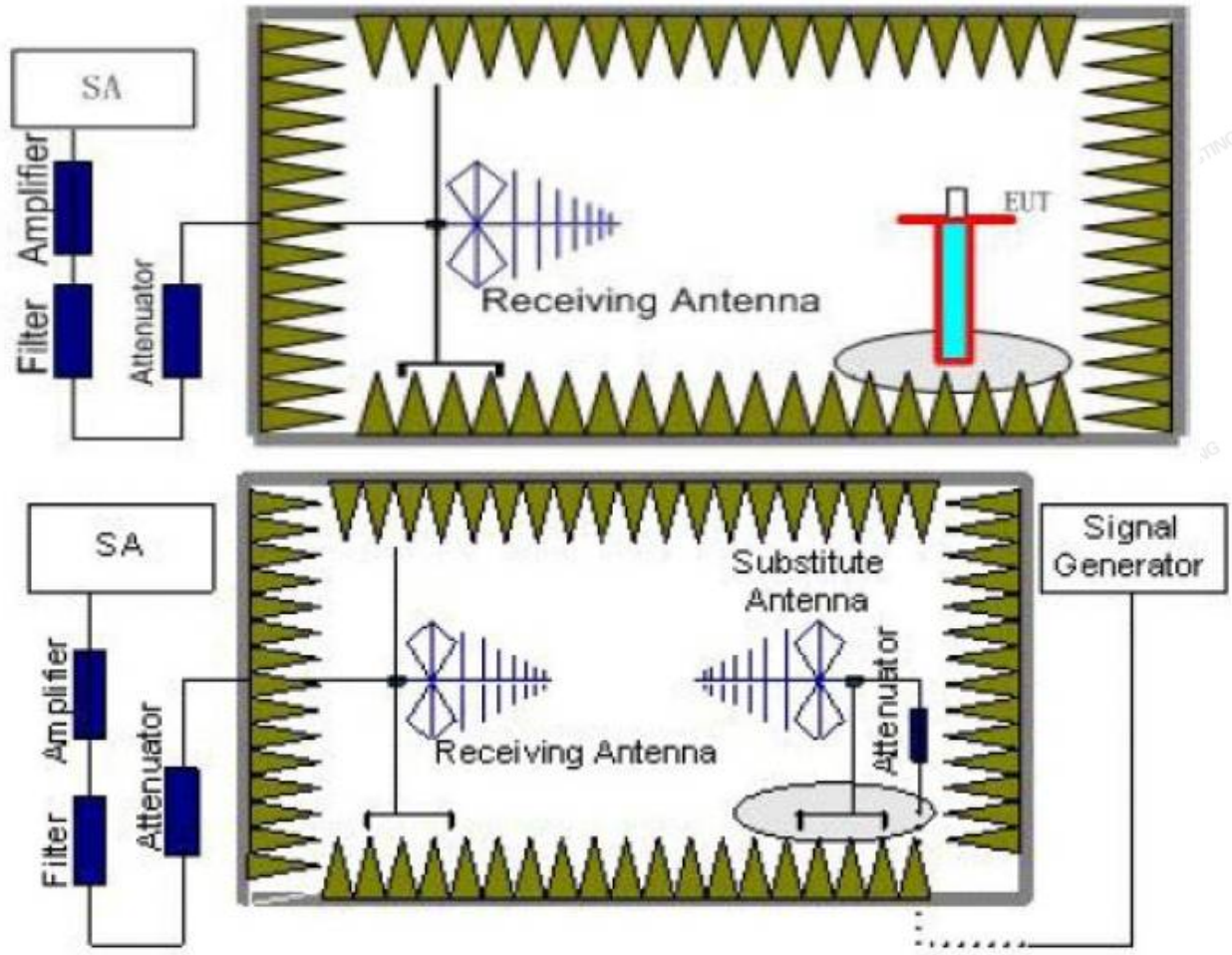

Test Results

Remark: We test all modulation type, and recorded the worst case at 802.11b mode for wifi test.

The results shown in this test report refer only to the sample(s) tested unless otherwise stated and the sample(s) are retained for 30 days only. The document is issued by HUAK, this document cannot be reproduced except in full with our prior written permission. The more details and the authenticity of the report will be confirmed at http://www.cer-mark.com.

Fre. (MHz)	ANT. Pol.	Result (dBm)	Limit	Margin	Conclusion
Below 1GHz:					
159.50	V	-76.25	-36	-40.25	PASS
232.54	V	-74.27	-36	-38.27	PASS
319.44	V	-75.38	-36	-39.38	PASS
387.10	V	-75.86	-36	-39.86	PASS
505.98	V	-71.34	-54	-17.34	PASS
845.44	V	-77.14	-36	-41.14	PASS
178.69	H	-75.02	-54	-21.02	PASS
233.02	H	-76.16	-36	-40.16	PASS
334.16	H	-74.91	-36	-38.91	PASS
447.57	H	-76.56	-36	-40.56	PASS
605.08	H	-77.70	-54	-23.70	PASS
849.76	H	-79.62	-36	-43.62	PASS

Note:
1.Cable loss and antenna gain was combined in the calculated result.
2. Other point of the measurements are below 20dB from the limit.

The results shown in this test report refer only to the sample(s) tested unless otherwise stated and the sample(s) are retained for 30 days only. The document is issued by HUAK, this document cannot be reproduced except in full with our prior written permission. The more details and the authenticity of the report will be confirmed at http://www.cer-mark.com.

Fre. (MHz)	ANT. Pol.	Result (dBm)	Limit	Margin	Conclusion
Above 1GHz:					
Test Mode： Low Channel					
1491.80	H	-51.88	-30	-21.88	PASS
1373.77	V	-58.17	-30	-28.17	PASS
2615.29	H	-53.43	-30	-23.43	PASS
2566.76	V	-58.04	-30	-28.04	PASS
3869.28	H	-54.55	-30	-24.55	PASS
3700.80	V	-54.77	-30	-24.77	PASS
4138.79	H	-56.06	-30	-26.06	PASS
4314.32	V	-55.71	-30	-25.71	PASS
5736.26	H	-55.61	-30	-25.61	PASS
5482.74	V	-47.37	-30	-17.37	PASS
6650.54	H	-50.74	-30	-20.74	PASS
6768.77	V	-54.70	-30	-24.70	PASS
Test Mode： High Channel					
1704.83	H	-53.02	-30	-23.02	PASS
1318.93	V	-55.20	-30	-25.20	PASS
2329.04	H	-60.76	-30	-30.76	PASS
2659.68	V	-53.77	-30	-23.77	PASS
3486.46	H	-58.47	-30	-28.47	PASS
3880.64	V	-55.64	-30	-25.64	PASS
4125.63	H	-56.12	-30	-26.12	PASS
3983.03	V	-50.52	-30	-20.52	PASS
5521.62	H	-51.67	-30	-21.67	PASS
5469.30	V	-49.99	-30	-19.99	PASS
6428.02	H	-54.94	-30	-24.94	PASS
6608.75	V	-56.11	-30	-26.11	PASS

Note:
1.Cable loss and antenna gain was combined in the calculated result.
2. Other point of the measurements are below 20dB from the limit.

The results shown in this test report refer only to the sample(s) tested unless otherwise stated and the sample(s) are retained for 30 days only. The document is issued by HUAK, this document cannot be reproduced except in full with our prior written permission. The more details and the authenticity of the report will be confirmed at http://www.cer-mark.com.

4.1.9. Receiver spurious emissions

LIMIT

According to ETSI EN 300 328 V2.2.2(2019-07) §4.3.2.10.3
The spurious emissions of the receiver shall not exceed the values given in table 5.

Table 2: spurious emission limits for receivers

Frequency	Maximum power, e.r.p.	Measurement bandwidth
30 MHz to 1 GHz	-57 dBm	100 KHz
30 MHz to 12.75 GHz	-47 dBm	1 MHz

Test Procedure

The same as clause 4.1.8

Test Configuration

Effective Radiated Power measurement (30 MHz to 12.75 GHz)

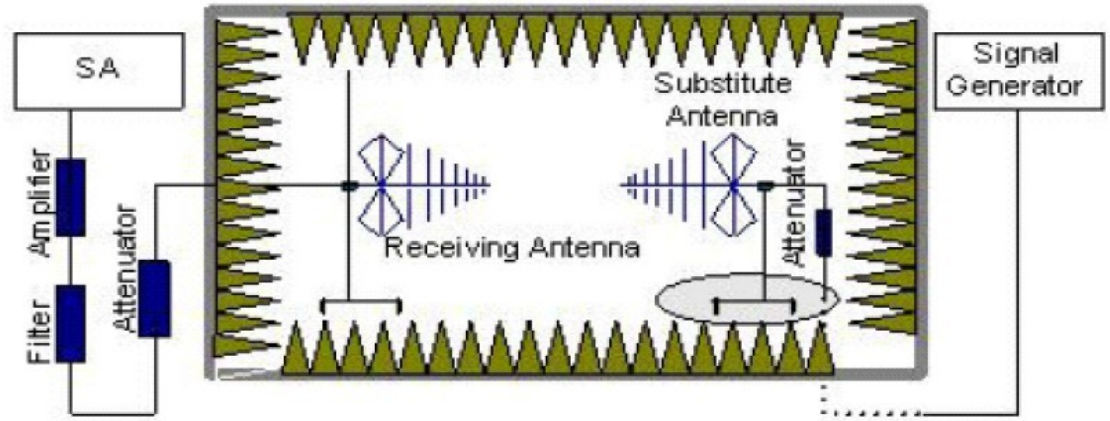

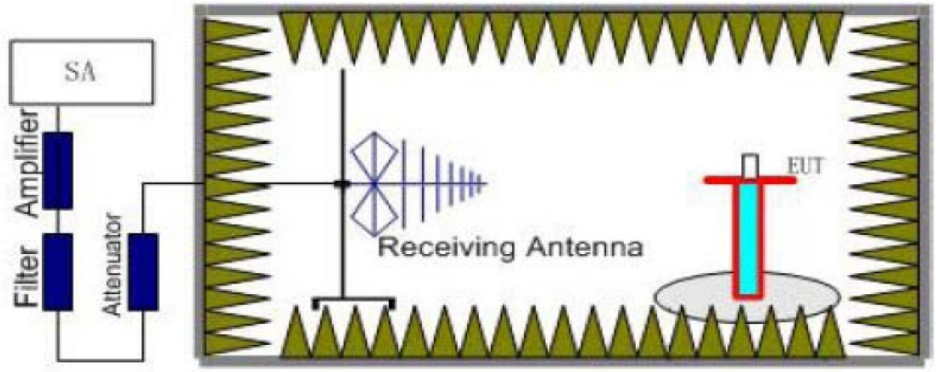

The level of spurious emissions shall be measured as, either:
a) their power in a specified load (conducted spurious emissions) and their effective radiated power when radiated by the cabinet or structure of the equipment (cabinet radiation); or
b) their effective radiated power when radiated by cabinet and antenna in case of Integral antenna equipment withno temporary antenna connectors.
Testing shall be performed when the equipment is in a receive-only mode.
For equipment using wide band modulations other than FHSS, the measurement shall be performed at the lowest and the highest channel on which the equipment can operate. These frequencies shall be recorded.
For equipment using FHSS modulation, the measurements may be performed when normal hopping is disabled. In this case measurements need to be performed when operating at the lowest and the highest hopping frequency. These frequencies shall be recorded. When disabling the normal hopping is not possible, the measurement shall be performed during normal operation (hopping).

The results shown in this test report refer only to the sample(s) tested unless otherwise stated and the sample(s) are retained for 30 days only. The document is issued by HUAK, this document cannot be reproduced except in full with our prior written permission. The more details and the authenticity of the report will be confirmed at http://www.cer-mark.com.

Test Results

Remark: We test all modulation type, and recorded the worst case at 802.11b mode for wifi test.

Fre. (MHz)	ANT. Pol.	ERP (dBm)	Limit	Margin	Conclusion
Below 1GHz:					
169.39	V	-76.50	-57	-19.50	PASS
236.72	V	-80.05	-57	-23.05	PASS
330.58	V	-75.83	-57	-18.83	PASS
350.76	V	-75.31	-57	-18.31	PASS
448.68	V	-74.96	-57	-17.96	PASS
846.41	V	-80.15	-57	-23.15	PASS
180.08	H	-73.84	-57	-16.84	PASS
319.26	H	-73.08	-57	-16.08	PASS
346.77	H	-76.08	-57	-19.08	PASS
421.18	H	-74.91	-57	-17.91	PASS
607.62	H	-77.87	-57	-20.87	PASS
853.83	H	-75.29	-57	-18.29	PASS
Note: 1.Cable loss and antenna gain was combined in the calculated result. 2.Other point of the measurements are below 20dB from the limit.					

The results shown in this test report refer only to the sample(s) tested unless otherwise stated and the sample(s) are retained for 30 days only. The document is issued by HUAK, this document cannot be reproduced except in full with our prior written permission. The more details and the authenticity of the report will be confirmed at http://www.cer-mark.com.

Fre. (MHz)	ANT. Pol.	ERP (dBm)	Limit	Margin	Conclusion
Above 1GHz:					
Test Mode：Lowest frequency					
1826.78	H	-67.93	-47	-20.93	PASS
1977.19	V	-69.29	-47	-22.29	PASS
3054.31	H	-63.09	-47	-16.09	PASS
2946.59	V	-68.76	-47	-21.76	PASS
3339.12	H	-71.93	-47	-24.93	PASS
3077.84	V	-64.84	-47	-17.84	PASS
3863.14	H	-63.94	-47	-16.94	PASS
3946.59	V	-71.95	-47	-24.95	PASS
4554.03	H	-62.29	-47	-15.29	PASS
4449.99	V	-68.02	-47	-21.02	PASS
6074.55	H	-70.05	-47	-23.05	PASS
6087.41	V	-59.81	-47	-12.81	PASS
Test Mode： Highest frequency					
1573.36	H	-67.66	-47	-20.66	PASS
1595.33	V	-67.82	-47	-20.82	PASS
2427.63	H	-63.77	-47	-16.77	PASS
2256.49	V	-63.30	-47	-16.30	PASS
3342.72	H	-72.28	-47	-25.28	PASS
3212.88	V	-61.68	-47	-14.68	PASS
3317.08	H	-60.62	-47	-13.62	PASS
3635.75	V	-62.97	-47	-15.97	PASS
5065.10	H	-64.40	-47	-17.40	PASS
4804.77	V	-59.34	-47	-12.34	PASS
6260.36	H	-62.47	-47	-15.47	PASS
6013.37	V	-62.01	-47	-15.01	PASS

Note:
1. Cable loss and antenna gain was combined in the calculated result.
2. Other point of the measurements are below 20dB from the limit.

The results shown in this test report refer only to the sample(s) tested unless otherwise stated and the sample(s) are retained for 30 days only. The document is issued by HUAK, this document cannot be reproduced except in full with our prior written permission. The more details and the authenticity of the report will be confirmed at http://www.cer-mark.com.

4.1.10. Receiver Blocking

LIMIT

According to ETSI EN 300 328 V2.2.2(2019-07) §4.3.2.11.4
While maintaining the minimum performance criteria as defined in clause 4.3.2.11.3, the blocking levels at specified frequency offsets shall be equal to or greater than the limits defined for the applicable receiver category provided in table 14, table 15 or table 16.

The minimum performance criterion shall be a PER less than or equal to 10 %. The manufacturer may declare alternative performance criteria as long as that is appropriate for the intended use of the equipment.

Table 14: Receiver Blocking parameters for Receiver Category 1 equipment

Wanted signal mean power from companion device (dBm) (see notes 1 and 4)	Blocking signal frequency (MHz)	Blocking signal power (dBm) (see note 4)	Type of blocking signal
(-133 dBm + 10 × $\log_{10}$(OCBW)) or -68 dBm whichever is less (see note 2)	2 380 2 504	-34	CW
(-139 dBm + 10 × $\log_{10}$(OCBW)) or -74 dBm whichever is less (see note 3)	2 300 2 330 2 360 2 524 2 584 2 674		

NOTE 1: OCBW is in Hz.
NOTE 2: In case of radiated measurements using a companion device and the level of the wanted signal from the companion device cannot be determined, a relative test may be performed using a wanted signal up to P_{min} + 26 dB where P_{min} is the minimum level of wanted signal required to meet the minimum performance criteria as defined in clause 4.3.1.12.3 in the absence of any blocking signal.
NOTE 3: In case of radiated measurements using a companion device and the level of the wanted signal from the companion device cannot be determined, a relative test may be performed using a wanted signal up to P_{min} + 20 dB where P_{min} is the minimum level of wanted signal required to meet the minimum performance criteria as defined in clause 4.3.1.12.3 in the absence of any blocking signal.
NOTE 4: The level specified is the level at the UUT receiver input assuming a 0 dBi antenna assembly gain. In case of conducted measurements, this level has to be corrected for the (in-band) antenna assembly gain (G). In case of radiated measurements, this level is equivalent to a power flux density (PFD) in front of the UUT antenna with the UUT being configured/positioned as recorded in clause 5.4.3.2.2.

The results shown in this test report refer only to the sample(s) tested unless otherwise stated and the sample(s) are retained for 30 days only. The document is issued by HUAK, this document cannot be reproduced except in full with our prior written permission. The more details and the authenticity of the report will be confirmed at http://www.cer-mark.com.

Table 15: Receiver Blocking parameters receiver Category 2 equipment

Wanted signal mean power from companion device (dBm) (see notes 1 and 3)	Blocking signal frequency (MHz)	Blocking signal power (dBm) (see note 3)	Type of blocking signal
(-139 dBm + 10 × $\log_{10}$(OCBW) + 10 dB) or (-74 dBm + 10 dB) whichever is less (see note 2)	2 380 2 504 2 300 2 584	-34	CW
NOTE 1: OCBW is in Hz. NOTE 2: In case of radiated measurements using a companion device and the level of the wanted signal from the companion device cannot be determined, a relative test may be performed using a wanted signal up to P_{min} + 26 dB where P_{min} is the minimum level of wanted signal required to meet the minimum performance criteria as defined in clause 4.3.1.12.3 in the absence of any blocking signal. NOTE 3: The level specified is the level at the UUT receiver input assuming a 0 dBi antenna assembly gain. In case of conducted measurements, this level has to be corrected for the (in-band) antenna assembly gain (G). In case of radiated measurements, this level is equivalent to a power flux density (PFD) in front of the UUT antenna with the UUT being configured/positioned as recorded in clause 5.4.3.2.2.			

Table 16: Receiver Blocking parameters receiver Category 3 equipment

Wanted signal mean power from companion device (dBm) (see notes 1 and 3)	Blocking signal frequency (MHz)	Blocking signal power (dBm) (see note 3)	Type of blocking signal
(-139 dBm + 10 × $\log_{10}$(OCBW) + 20 dB) or (-74 dBm + 20 dB) whichever is less (see note 2)	2 380 2 504 2 300 2 584	-34	CW
NOTE 1: OCBW is in Hz. NOTE 2: In case of radiated measurements using a companion device and the level of the wanted signal from the companion device cannot be determined, a relative test may be performed using a wanted signal up to P_{min} + 30 dB where P_{min} is the minimum level of wanted signal required to meet the minimum performance criteria as defined in clause 4.3.1.12.3 in the absence of any blocking signal. NOTE 3: The level specified is the level at the UUT receiver input assuming a 0 dBi antenna assembly gain. In case of conducted measurements, this level has to be corrected for the (in-band) antenna assembly gain (G). In case of radiated measurements, this level is equivalent to a power flux density (PFD) in front of the UUT antenna with the UUT being configured/positioned as recorded in clause 5.4.3.2.2.			

According to ETSI EN 300 328 V2.2.2(2019-07) § 4.2.3 Receiver categories
4.2.3.2.1 Receiver category 1
Adaptive equipment with a maximum RF output power greater than 10 dBm e.i.r.p. shall be considered as receiver category 1 equipment.
4.2.3.2.2 Receiver category 2
Non-adaptive equipment with a Medium Utilization (MU) factor greater than 1 % and less than or equal to 10 % or adaptive equipment with a maximum RF output power of 10 dBm e.i.r.p. shall be considered as receiver category 2 equipment.
4.2.3.2.3 Receiver category 3
Non-adaptive equipment with a maximum Medium Utilization (MU) factor of 1 % or adaptive equipment with a maximum RF output power of 0 dBm e.i.r.p. shall be considered as receiver category 3 equipment.

These measurements shall only be performed at normal test conditions.
For non-frequency hopping equipment, having more than one operating channel, the equipment shall be tested operating at both the lowest and highest operating channels. Equipment which can change their operating channel automatically (adaptive channel allocation), and where this function cannot be disabled, shall be tested as a frequency hopping equipment.

The results sh... by HUAK, this document ... The more details and the authenticity of the report will be confirmed at http://www.cer-mark.com.

If the equipment can be configured to operate with different Nominal Channel Bandwidths (e.g. 20 MHz and 40 MHz) and different data rates, then the combination of the smallest channel bandwidth and the lowest data rate for this channel bandwidth which still allows the equipment to operate as intended shall be used. This mode of operation shall be aligned with the performance criteria defined in clause 4.3.1.12.3 or clause 4.3.2.11.3 as declared by the manufacturer (see clause 5.4.1 t)) and shall be described in the test report. It shall be verified that this performance criteria as declared by the manufacturer is achieved.

TEST CONFIGURATION

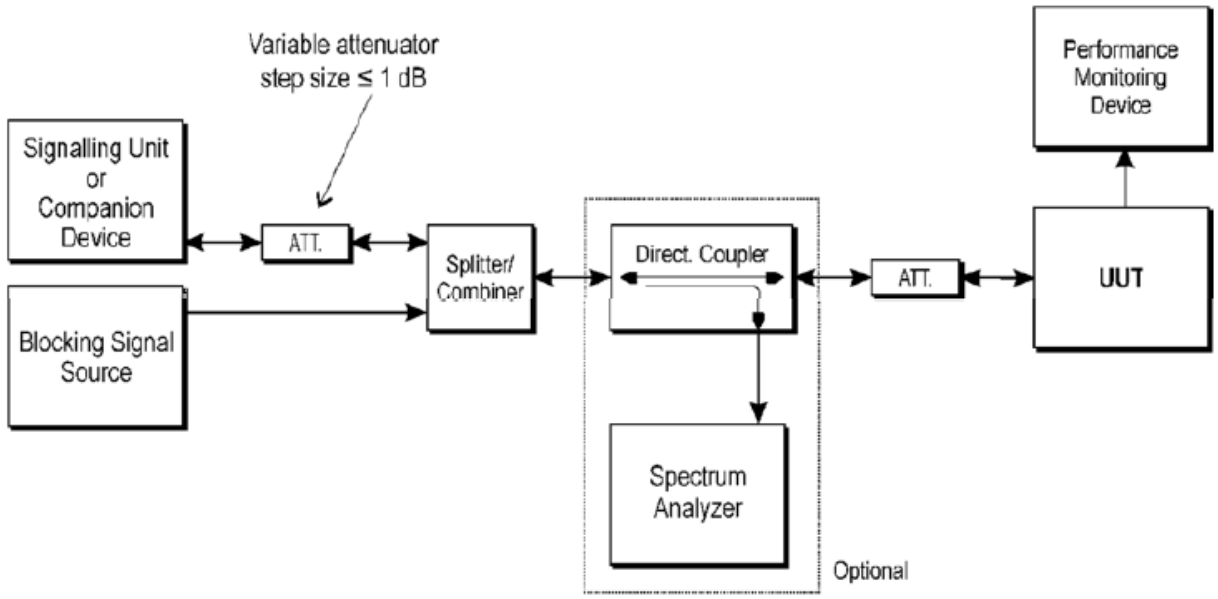

Figure 6: Test Set-up for receiver blocking

MEASUREMENT DESCRIPTION

According to ETSI EN 300 328 V2.2.2(2019-07) §5.4.11.2.1, Conducted measurements

Step 1:

• For non-FHSS equipment, the UUT shall be set to the lowest operating channel on which the blocking test hasto be performed (see clause 5.4.11.1).

Step 2:

• The blocking signal generator is set to the first frequency as defined in the appropriate table corresponding to the receiver category and type of equipment.

Step 3:

• With the blocking signal generator switched off, a communication link is established between the UUT and the associated companion device using the test setup shown in figure 6.

• Unless the option provided in note 2 of the applicable table referred to in clause 5.4.11.2.1 is used, the level of the wanted signal shall be set to the value provided in the table corresponding to the receiver category and type of equipment. The test procedure defined in clause 5.4.2, and more in particular clause 5.4.2.2.1.2, can be used to measure the (conducted) level of the wanted signal however no correction shall be made for antenna gain of the companion device (step 6 in clause 5.4.2.2.1.2 shall be ignored). This level may be measured directly at the output of the companion device and a correction is made for the coupling loss into the UUT. The actual level for the wanted signal shall be recorded in the test report.

When the option provided in note 2 of the applicable table referred to in clause 5.4.11.2.1 is used, the attenuation of the variable attenuator shall be increased in 1 dB steps to a value at which the minimum performance criteria as specified in clause 4.3.1.12.3 or clause 4.3.2.11.3 is still met. The resulting level for the wanted signal at the input of the UUT is Pmin. This signal level (Pmin) is increased by the value provided in note 2 of the applicable table corresponding to the receiver category and type of equipment.

Step 4:

• The blocking signal at the UUT is set to the level provided in the table corresponding to the receiver category and type of equipment.

• If the performance criteria as specified in clause 4.3.1.12.3 or clause 4.3.2.11.3 are met then proceed to step 6.

The results shown in this test report refer only to the sample(s) tested unless otherwise stated and the sample(s) are retained for 30 days only. The document is issued by HUAK, this document cannot be reproduced except in full with our prior written permission. The more details and the authenticity of the report will be confirmed at http://www.cer-mark.com.

Step 5:

□ If the performance criteria as specified in clause 4.3.1.12.3 or clause 4.3.2.11.3 is not met, step 3 and step 4 shall be repeated after that the frequency of the blocking signal set in step 2 has been increased with a value equal to the Occupied Channel Bandwidth except:

- For the blocking frequency 2 380 MHz, where this frequency offset shall be less than or equal to 10 MHz. If this frequency offset is more than 7 MHz, the level of the wanted signal shall be increased by 3 dB.
- For the blocking frequency 2 503,5 MHz, where this frequency offset shall be less than or equal to 10 MHz. If this frequency offset is more than 7 MHz, the level of the wanted signal shall be decreased by 3 dB.

• If the performance criteria as specified in clause 4.3.1.12.3 or clause 4.3.2.11.3 is still not met, step 3 and step 4 shall be repeated after that the frequency of the blocking signal set in step 2 has been decreased with a value equal to the Occupied Channel Bandwidth except:

- For the blocking frequency 2 380 MHz, where this frequency offset shall be less than or equal to 10 MHz. If this frequency offset is more than 7 MHz, the level of the wanted signal shall be decreased by 3 dB.
- For the blocking frequency 2 503,5 MHz, where this frequency offset shall be less than or equal to 10 MHz. If this frequency offset is more than 7 MHz, the level of the wanted signal shall be increased by 3 dB.

• If the performance criteria as specified in clause 4.3.1.12.3 or clause 4.3.2.11.3 is still not met, the UUT fails to comply with the Receiver Blocking requirement and step 6 and step 7 are no longer required.

• It shall be recorded in the test report whether the shift of blocking frequencies as described in the present step was used.

Step 6:

• Repeat step 4 and step 5 for each remaining combination of frequency and level for the blocking signal as provided in the table corresponding to the receiver category and type of equipment.

Step 7:

• For non-FHSS equipment, repeat step 2 to step 6 with the UUT operating at the highest operating channel on which the blocking test has to be performed (see clause 5.4.11.1).

Step 8:

• It shall be assessed and recorded in the test report whether the UUT complies with the Receiver Blocking requirement.

The results shown in this test report refer only to the sample(s) tested unless otherwise stated and the sample(s) are retained for 30 days only. The document is issued by HUAK, this document cannot be reproduced except in full with our prior written permission. The more details and the authenticity of the report will be confirmed at http://www.cer-mark.com.

TEST RESULTS

Record 802.11b. 1mbps for this test item

Ant 1

Channel 1

Wanted signal mean power form Companion device(dBm)	Blocking signal frequency(MHz)	Blocking signal power(dBm)	PER (%)	Limit (%)	Result
-68	2380	-34	0.30	10	Pass
-68	2504	-34	0.72	10	Pass
-74	2300	-34	1.22	10	Pass
-74	2330	-34	0.26	10	Pass
-74	2360	-34	1.21	10	Pass
-74	2524	-34	1.14	10	Pass
-74	2584	-34	0.72	10	Pass
-74	2674	-34	0.31	10	Pass

Channel 13

Wanted signal mean power form Companion device(dBm)	Blocking signal frequency(MHz)	Blocking signal power(dBm)	PER (%)	Limit (%)	Result
-68	2380	-34	0.92	10	Pass
-68	2504	-34	0.58	10	Pass
-74	2300	-34	1.10	10	Pass
-74	2330	-34	0.61	10	Pass
-74	2360	-34	0.88	10	Pass
-74	2524	-34	1.48	10	Pass
-74	2584	-34	1.35	10	Pass
-74	2674	-34	0.84	10	Pass

The results shown in this test report refer only to the sample(s) tested unless otherwise stated and the sample(s) are retained for 30 days only. The document is issued by HUAK, this document cannot be reproduced except in full with our prior written permission. The more details and the authenticity of the report will be confirmed at http://www.cer-mark.com.

Record 802.11g. 6mbps for this test item

Channel 1

Wanted signal mean power form Companion device(dBm)	Blocking signal frequency(MHz)	Blocking signal power(dBm)	PER (%)	Limit (%)	Result
-68	2380	-34	0.61	10	Pass
-68	2504	-34	0.36	10	Pass
-74	2300	-34	0.83	10	Pass
-74	2330	-34	0.83	10	Pass
-74	2360	-34	0.37	10	Pass
-74	2524	-34	0.82	10	Pass
-74	2584	-34	1.11	10	Pass
-74	2674	-34	1.21	10	Pass

Channel 13

Wanted signal mean power form Companion device(dBm)	Blocking signal frequency(MHz)	Blocking signal power(dBm)	PER (%)	Limit (%)	Result
-68	2380	-34	1.28	10	Pass
-68	2504	-34	0.25	10	Pass
-74	2300	-34	0.33	10	Pass
-74	2330	-34	0.53	10	Pass
-74	2360	-34	0.35	10	Pass
-74	2524	-34	0.75	10	Pass
-74	2584	-34	1.40	10	Pass
-74	2674	-34	0.98	10	Pass

The results shown in this test report refer only to the sample(s) tested unless otherwise stated and the sample(s) are retained for 30 days only. The document is issued by HUAK, this document cannot be reproduced except in full with our prior written permission. The more details and the authenticity of the report will be confirmed at http://www.cer-mark.com.

Record 802.11n HT20. 6.5mbps for this test item

Channel 1

Wanted signal mean power form Companion device(dBm)	Blocking signal frequency(MHz)	Blocking signal power(dBm)	PER (%)	Limit (%)	Result
-68	2380	-34	1.14	10	Pass
-68	2504	-34	1.00	10	Pass
-74	2300	-34	1.13	10	Pass
-74	2330	-34	1.00	10	Pass
-74	2360	-34	1.43	10	Pass
-74	2524	-34	1.35	10	Pass
-74	2584	-34	0.73	10	Pass
-74	2674	-34	0.61	10	Pass

Channel 13

Wanted signal mean power form Companion device(dBm)	Blocking signal frequency(MHz)	Blocking signal power(dBm)	PER (%)	Limit (%)	Result
-68	2380	-34	0.84	10	Pass
-68	2504	-34	0.44	10	Pass
-74	2300	-34	1.42	10	Pass
-74	2330	-34	1.27	10	Pass
-74	2360	-34	0.70	10	Pass
-74	2524	-34	0.91	10	Pass
-74	2584	-34	0.74	10	Pass
-74	2674	-34	1.02	10	Pass

The results shown in this test report refer only to the sample(s) tested unless otherwise stated and the sample(s) are retained for 30 days only. The document is issued by HUAK, this document cannot be reproduced except in full with our prior written permission. The more details and the authenticity of the report will be confirmed at http://www.cer-mark.com.

Record 802.11n HT40. 13.5mbps for this test item

Channel 1

Wanted signal mean power form Companion device(dBm)	Blocking signal frequency(MHz)	Blocking signal power(dBm)	PER (%)	Limit (%)	Result
-68	2380	-34	0.63	10	Pass
-68	2504	-34	0.52	10	Pass
-74	2300	-34	0.78	10	Pass
-74	2330	-34	0.52	10	Pass
-74	2360	-34	0.43	10	Pass
-74	2524	-34	0.86	10	Pass
-74	2584	-34	1.31	10	Pass
-74	2674	-34	0.25	10	Pass

Channel 13

Wanted signal mean power form Companion device(dBm)	Blocking signal frequency(MHz)	Blocking signal power(dBm)	PER (%)	Limit (%)	Result
-68	2380	-34	0.39	10	Pass
-68	2504	-34	1.13	10	Pass
-74	2300	-34	0.77	10	Pass
-74	2330	-34	0.55	10	Pass
-74	2360	-34	0.25	10	Pass
-74	2524	-34	1.38	10	Pass
-74	2584	-34	0.81	10	Pass
-74	2674	-34	0.42	10	Pass

Note: EUT is Receiver Category 1 equipment.

The results shown in this test report refer only to the sample(s) tested unless otherwise stated and the sample(s) are retained for 30 days only. The document is issued by HUAK, this document cannot be reproduced except in full with our prior written permission. The more details and the authenticity of the report will be confirmed at http://www.cer-mark.com.

Ant 2

Channel 1

Wanted signal mean power form Companion device(dBm)	Blocking signal frequency(MHz)	Blocking signal power(dBm)	PER (%)	Limit (%)	Result
-68	2380	-34	1.22	10	Pass
-68	2504	-34	0.28	10	Pass
-74	2300	-34	1.31	10	Pass
-74	2330	-34	1.34	10	Pass
-74	2360	-34	0.73	10	Pass
-74	2524	-34	0.35	10	Pass
-74	2584	-34	1.22	10	Pass
-74	2674	-34	0.28	10	Pass

Channel 13

Wanted signal mean power form Companion device(dBm)	Blocking signal frequency(MHz)	Blocking signal power(dBm)	PER (%)	Limit (%)	Result
-68	2380	-34	0.97	10	Pass
-68	2504	-34	1.05	10	Pass
-74	2300	-34	1.36	10	Pass
-74	2330	-34	1.31	10	Pass
-74	2360	-34	0.21	10	Pass
-74	2524	-34	1.45	10	Pass
-74	2584	-34	0.63	10	Pass
-74	2674	-34	1.15	10	Pass

The results shown in this test report refer only to the sample(s) tested unless otherwise stated and the sample(s) are retained for 30 days only. The document is issued by HUAK, this document cannot be reproduced except in full with our prior written permission. The more details and the authenticity of the report will be confirmed at http://www.cer-mark.com.

Record 802.11g. 6mbps for this test item

Channel 1

Wanted signal mean power form Companion device(dBm)	Blocking signal frequency(MHz)	Blocking signal power(dBm)	PER (%)	Limit (%)	Result
-68	2380	-34	0.98	10	Pass
-68	2504	-34	0.51	10	Pass
-74	2300	-34	0.74	10	Pass
-74	2330	-34	0.68	10	Pass
-74	2360	-34	0.94	10	Pass
-74	2524	-34	1.38	10	Pass
-74	2584	-34	0.51	10	Pass
-74	2674	-34	0.41	10	Pass

Channel 13

Wanted signal mean power form Companion device(dBm)	Blocking signal frequency(MHz)	Blocking signal power(dBm)	PER (%)	Limit (%)	Result
-68	2380	-34	0.93	10	Pass
-68	2504	-34	1.44	10	Pass
-74	2300	-34	1.13	10	Pass
-74	2330	-34	0.96	10	Pass
-74	2360	-34	1.25	10	Pass
-74	2524	-34	0.67	10	Pass
-74	2584	-34	1.36	10	Pass
-74	2674	-34	0.65	10	Pass

The results shown in this test report refer only to the sample(s) tested unless otherwise stated and the sample(s) are retained for 30 days only. The document is issued by HUAK, this document cannot be reproduced except in full with our prior written permission. The more details and the authenticity of the report will be confirmed at http://www.cer-mark.com.

Record 802.11n20. 6.5mbps for this test item

Channel 1

Wanted signal mean power form Companion device(dBm)	Blocking signal frequency(MHz)	Blocking signal power(dBm)	PER (%)	Limit (%)	Result
-68	2380	-34	0.88	10	Pass
-68	2504	-34	0.61	10	Pass
-74	2300	-34	0.57	10	Pass
-74	2330	-34	0.36	10	Pass
-74	2360	-34	0.41	10	Pass
-74	2524	-34	1.12	10	Pass
-74	2584	-34	1.28	10	Pass
-74	2674	-34	1.15	10	Pass

Channel 13

Wanted signal mean power form Companion device(dBm)	Blocking signal frequency(MHz)	Blocking signal power(dBm)	PER (%)	Limit (%)	Result
-68	2380	-34	1.44	10	Pass
-68	2504	-34	1.01	10	Pass
-74	2300	-34	0.34	10	Pass
-74	2330	-34	0.93	10	Pass
-74	2360	-34	0.32	10	Pass
-74	2524	-34	0.78	10	Pass
-74	2584	-34	0.76	10	Pass
-74	2674	-34	0.30	10	Pass

The results shown in this test report refer only to the sample(s) tested unless otherwise stated and the sample(s) are retained for 30 days only. The document is issued by HUAK, this document cannot be reproduced except in full with our prior written permission. The more details and the authenticity of the report will be confirmed at http://www.cer-mark.com.

Record 802.11n HT40. 13.5mbps for this test item

Channel 1

Wanted signal mean power form Companion device(dBm)	Blocking signal frequency(MHz)	Blocking signal power(dBm)	PER (%)	Limit (%)	Result
-68	2380	-34	0.57	10	Pass
-68	2504	-34	0.54	10	Pass
-74	2300	-34	0.58	10	Pass
-74	2330	-34	0.91	10	Pass
-74	2360	-34	0.79	10	Pass
-74	2524	-34	1.05	10	Pass
-74	2584	-34	1.15	10	Pass
-74	2674	-34	1.23	10	Pass

Channel 13

Wanted signal mean power form Companion device(dBm)	Blocking signal frequency(MHz)	Blocking signal power(dBm)	PER (%)	Limit (%)	Result
-68	2380	-34	1.27	10	Pass
-68	2504	-34	1.15	10	Pass
-74	2300	-34	0.92	10	Pass
-74	2330	-34	1.49	10	Pass
-74	2360	-34	0.60	10	Pass
-74	2524	-34	1.01	10	Pass
-74	2584	-34	0.26	10	Pass
-74	2674	-34	0.56	10	Pass

Note: EUT is Receiver Category 1 equipment.

The results shown in this test report refer only to the sample(s) tested unless otherwise stated and the sample(s) are retained for 30 days only. The document is issued by HUAK, this document cannot be reproduced except in full with our prior written permission. The more details and the authenticity of the report will be confirmed at http://www.cer-mark.com.

4.1.11. Geo-location capability

Definition& Requirements

ETSI EN 300 328 (V2.2.2) Sub-clause 4.3.2.12.2 &4.3.2.12.3

Geo-location capability is a feature of the equipment to determine its geographical location with the purpose to configure itself according to the regulatory requirements applicable at the geographical location where it operates.

The geo-location capability may be present in the equipment or in an external device (temporary) associated with the equipment operating at the same geographical location during the initial power up of the equipment. The geographical location may also be available in equipment already installed and operating at the same geographical location

RESULTS

This equipment does not support Geo-location.

The results shown in this test report refer only to the sample(s) tested unless otherwise stated and the sample(s) are retained for 30 days only. The document is issued by HUAK, this document cannot be reproduced except in full with our prior written permission. The more details and the authenticity of the report will be confirmed at http://www.cer-mark.com.

5. Test Setup Photos of the EUT





The results shown in this test report refer only to the sample(s) tested unless otherwise stated and the sample(s) are retained for 30 days only. The document is issued by HUAK, this document cannot be reproduced except in full with our prior written permission. The more details and the authenticity of the report will be confirmed at http://www.cer-mark.com.

TEL : +86-755 2302 9901 FAX : +86-755 2302 9901 E-mail : service@cer-mark.com
Add: 1-2F., Building B2, Junfeng Zhongcheng Zhizao Innovation Park, Heping Community, Fuhai Street, Bao'an District, Shenzhen, Guangdong, China

6. External and Internal Photos of the EUT





The results shown in this test report refer only to the sample(s) tested unless otherwise stated and the sample(s) are retained for 30 days only. The document is issued by HUAK, this document cannot be reproduced except in full with our prior written permission. The more details and the authenticity of the report will be confirmed at http://www.cer-mark.com.





The results shown in this test report refer only to the sample(s) tested unless otherwise stated and the sample(s) are retained for 30 days only. The document is issued by HUAK, this document cannot be reproduced except in full with our prior written permission. The more details and the authenticity of the report will be confirmed at http://www.cer-mark.com.





The results shown in this test report refer only to the sample(s) tested unless otherwise stated and the sample(s) are retained for 30 days only. The document is issued by HUAK, this document cannot be reproduced except in full with our prior written permission. The more details and the authenticity of the report will be confirmed at http://www.cer-mark.com.

TEL : +86-755 2302 9901 FAX : +86-755 2302 9901 E-mail : service@cer-mark.com
Add: 1-2F., Building B2, Junfeng Zhongcheng Zhizao Innovation Park, Heping Community, Fuhai Street, Bao'an District, Shenzhen, Guangdong, China





The results shown in this test report refer only to the sample(s) tested unless otherwise stated and the sample(s) are retained for 30 days only. The document is issued by HUAK, this document cannot be reproduced except in full with our prior written permission. The more details and the authenticity of the report will be confirmed at http://www.cer-mark.com.





The results shown in this test report refer only to the sample(s) tested unless otherwise stated and the sample(s) are retained for 30 days only. The document is issued by HUAK, this document cannot be reproduced except in full with our prior written permission. The more details and the authenticity of the report will be confirmed at http://www.cer-mark.com.

TEL : +86-755 2302 9901 FAX : +86-755 2302 9901 E-mail : service@cer-mark.com
Add: 1-2F., Building B2, Junfeng Zhongcheng Zhizao Innovation Park, Heping Community, Fuhai Street, Bao'an District, Shenzhen, Guangdong, China



.....End of Report.....

The results shown in this test report refer only to the sample(s) tested unless otherwise stated and the sample(s) are retained for 30 days only. The document is issued by HUAK, this document cannont be reproduced except in full with our prior written permission. The more details and the authenticity of the report will be confirmed at http://www.cer-mark.com.

TEL : +86-755 2302 9901 FAX : +86-755 2302 9901 E-mail : service@cer-mark.com
Add: 1-2F., Building B2, Junfeng Zhongcheng Zhizao Innovation Park, Heping Community, Fuhai Street, Bao'an District, Shenzhen, Guangdong, China

a) The type of modulation used by the equipment:

☐FHSS

■other forms of modulation

b) In case of FHSS modulation:

- In case of non-Adaptive Frequency Hopping equipment:
  The number of Hopping Frequencies:
- In case of Adaptive Frequency Hopping Equipment:
  The maximum number of Hopping Frequencies:
  The minimum number of Hopping Frequencies:
  The Dwell Time:
  The Minimum Channel Occupation Time:

c) Adaptive / non-adaptive equipment:

☐non-adaptive Equipment

■adaptive Equipment without the possibility to switch to a non-adaptive mode

☐adaptive Equipment which can also operate in a non-adaptive mode

d) In case of adaptive equipment:

The Channel Occupancy Time implemented by the equipment: ms

■The equipment has implemented an LBT based DAA mechanism

- In case of equipment using modulation different from FHSS:

☐The equipment is Frame Based equipment

■The equipment is Load Based equipment

☐The equipment can switch dynamically between Frame Based and Load Based equipment

The CCA time implemented by the equipment: ..... μs

The value q as referred to in clause 4.3.2.5.2.2.2 .....

☐The equipment has implemented an non-LBT based DAA mechanism

☐The equipment can operate in more than one adaptive mode

e) In case of non-adaptive Equipment:

The maximum RF Output Power (e.i.r.p.): dBm

The maximum (corresponding) Duty Cycle: …%

Equipment with dynamic behaviour, that behaviour is described here. (e.g. the different combinations of duty cycle and corresponding power levels to be declared):

f) The worst case operational mode for each of the following tests:

- RF Output Power

IEEE 802.11b: DSSS(CCK,DQPSK,DBPSK)
IEEE 802.11g: OFDM(64QAM, 16QAM, QPSK, BPSK)
IEEE 802.11n HT20: OFDM (64QAM, 16QAM, QPSK,BPSK)
IEEE 802.11n HT40: OFDM (64QAM, 16QAM, QPSK,BPSK)

- Power Spectral Density

IEEE 802.11b: DSSS(CCK,DQPSK,DBPSK)
IEEE 802.11g: OFDM(64QAM, 16QAM, QPSK, BPSK)
IEEE 802.11n HT20: OFDM (64QAM, 16QAM, QPSK,BPSK)
IEEE 802.11n HT40: OFDM (64QAM, 16QAM, QPSK,BPSK)

- Duty cycle, Tx-Sequence, Tx-gap

.....

- Dwell time, Minimum Frequency Occupation & Hopping Sequence (only for FHSS equipment)

.....

- Hopping Frequency Separation (only for FHSS equipment)

.....

- Medium Utilisation

IEEE 802.11b: DSSS(CCK,DQPSK,DBPSK)
IEEE 802.11g: OFDM(64QAM, 16QAM, QPSK, BPSK)
IEEE 802.11n HT20: OFDM (64QAM, 16QAM, QPSK,BPSK)
IEEE 802.11n HT40: OFDM (64QAM, 16QAM, QPSK,BPSK)

The results shown in this test report refer only to the sample(s) tested unless otherwise stated and the sample(s) are retained for 30 days only. The document is issued by HUAK, this document cannot be reproduced except in full with our prior written permission. The more details and the authenticity of the report will be confirmed at http://www.cer-mark.com.

- Adaptivity & Receiver Blocking

.....

- Occupied Channel Bandwidth

IEEE 802.11b: DSSS(CCK,DQPSK,DBPSK)
IEEE 802.11g: OFDM(64QAM, 16QAM, QPSK, BPSK)
IEEE 802.11n HT20: OFDM (64QAM, 16QAM, QPSK,BPSK)
IEEE 802.11n HT40: OFDM (64QAM, 16QAM, QPSK,BPSK)

- Transmitter unwanted emissions in the OOB domain

IEEE 802.11b: DSSS(CCK,DQPSK,DBPSK)
IEEE 802.11g: OFDM(64QAM, 16QAM, QPSK, BPSK)
IEEE 802.11n HT20: OFDM (64QAM, 16QAM, QPSK,BPSK)
IEEE 802.11n HT40: OFDM (64QAM, 16QAM, QPSK,BPSK)

- Transmitter unwanted emissions in the spurious domain

IEEE 802.11b: DSSS(CCK,DQPSK,DBPSK)
IEEE 802.11g: OFDM(64QAM, 16QAM, QPSK, BPSK)
IEEE 802.11n HT20: OFDM (64QAM, 16QAM, QPSK,BPSK)
IEEE 802.11n HT40: OFDM (64QAM, 16QAM, QPSK,BPSK)

- Receiver spurious emissions

IEEE 802.11b: DSSS(CCK,DQPSK,DBPSK)
IEEE 802.11g: OFDM(64QAM, 16QAM, QPSK, BPSK)
IEEE 802.11n HT20: OFDM (64QAM, 16QAM, QPSK,BPSK)
IEEE 802.11n HT40: OFDM (64QAM, 16QAM, QPSK,BPSK)

g) The different transmit operating modes (tick all that apply):

☐Operating mode 1: Single Antenna Equipment
☐Equipment with only 1 antenna
☐Equipment with 2 diversity antennas but only 1 antenna active at any moment in time
☐Smart Antenna Systems with 2 or more antennas, but operating in a (legacy) mode where only 1 antenna is used. (e.g. IEEE 802.11™ [i.3] legacy mode in smart antenna systems)
■Operating mode 2: Smart Antenna Systems - Multiple Antennas without beam forming
☐Single spatial stream / Standard throughput / (e.g. IEEE 802.11™ [i.3] legacy mode)
☐High Throughput (> 1 spatial stream) using Occupied Channel Bandwidth 1
☐High Throughput (> 1 spatial stream) using Occupied Channel Bandwidth 2
NOTE: Add more lines if more channel bandwidths are supported.
☐Operating mode 3: Smart Antenna Systems - Multiple Antennas with beam forming
☐Single spatial stream / Standard throughput (e.g. IEEE 802.11™ [i.3] legacy mode)
☐High Throughput (> 1 spatial stream) using Occupied Channel Bandwidth 1
☐High Throughput (> 1 spatial stream) using Occupied Channel Bandwidth 2
NOTE: Add more lines if more channel bandwidths are supported.

h) In case of Smart Antenna Systems:

- The number of Receive chains: .....
- The number of Transmit chains: .....

☐symmetrical power distribution
☐asymmetrical power distribution

In case of beam forming, the maximum beam forming gain: .....
NOTE: Beam forming gain does not include the basic gain of a single antenna.

The results shown in this test report refer only to the sample(s) tested unless otherwise stated and the sample(s) are retained for 30 days only. The document is issued by HUAK, this document cannot be reproduced except in full with our prior written permission. The more details and the authenticity of the report will be confirmed at http://www.cer-mark.com.

i) Operating Frequency Range(s) of the equipment:

- Operating Frequency Range 1: 2402 MHz to 2480 MHz
- Operating Frequency Range 2: ..... MHz to ..... MHz

NOTE: Add more lines if more Frequency Ranges are supported.

j) Occupied Channel Bandwidth(s):

□ Occupied Channel Bandwidth 1: 802.11b:14.309MHz
802.11g:16.401MHz
802.11n HT20: 17.598MHz
802.11n HT40: 35.840MHz

□ Occupied Channel Bandwidth 2: 802.11b:14.325MHz
802.11g:16.400MHz
802.11n HT20: 17.597MHz
802.11n HT40: 35.836MHz

NOTE: Add more lines if more channel bandwidths are supported.

k) Type of Equipment (stand-alone, combined, plug-in radio device, etc.):

■Stand-alone
☐Combined Equipment (Equipment where the radio part is fully integrated within another type of equipment)
☐Plug-in radio device (Equipment intended for a variety of host systems)
Other .....

l) The extreme operating conditions that apply to the equipment:

Operating temperature range:-10° C to 40° C
Operating voltage range: 207 to 253■AC ☐DC
Details provided are for the: ■stand-alone equipment
☐combined (or host) equipment
☐test jig

m) The intended combination(s) of the radio equipment power settings and one or more antenna assemblies and their corresponding e.i.r.p levels:

- Antenna Type

☐Integral Antenna
Antenna Gain:dBi
If applicable, additional beam forming gain (excluding basic antenna gain): ..... dB
☐Temporary RF connector provided
☐No temporary RF connector provided
■Dedicated Antennas (equipment with antenna connector)
☐Single power level with corresponding antenna(s)
■Multiple power settings and corresponding antenna(s)
Number of different Power Levels: .....
Power Level 1: 15.74dBm
Power Level 2: 15.67dBm
Power Level 3: ..... dBm

NOTE 1: Add more lines in case the equipment has more power levels.
NOTE 2: These power levels are conducted power levels (at antenna connector).
For each of the Power Levels, provide the intended antenna assemblies, their corresponding gains (G) and the
resulting e.i.r.p. levels also taking into account the beamforming gain (Y) if applicable
Power Level 1:19.83dBm
Number of antenna assemblies provided for this power level: .....

Assembly #	Gain (dBi)	e.i.r.p. (dBm)	Part number or model name
1	1.0	16.74	
2	1.0	16.67	
3			
4			

NOTE 3: Add more rows in case more antenna assemblies are supported for this power level.

The results shown in this test report refer only to the sample(s) tested unless otherwise stated and the sample(s) are retained for 30 days only. The document is issued by HUAK, this document cannot be reproduced except in full, without prior written permission of the company. Any unauthorized alteration, forgery or falsification of the content or appearance of this document is unlawful and offenders may be prosecuted to the fullest extent of the law. Unless otherwise confirmed at http://www.cer-mark.com.

Power Level 2: ..... dBm
Number of antenna assemblies provided for this power level: .....

Assembly #	Gain (dBi)	e.i.r.p. (dBm)	Part number or model name
1			
2			
3			
4			

NOTE 4: Add more rows in case more antenna assemblies are supported for this power level.
Power Level 3: ..... dBm
Number of antenna assemblies provided for this power level: .....

Assembly #	Gain (dBi)	e.i.r.p. (dBm)	Part number or model name
1			
2			
3			
4			

NOTE 5: Add more rows in case more antenna assemblies are supported for this power level.

n) The nominal voltages of the stand-alone radio equipment or the nominal voltages of the combined (host) equipment or test jig in case of plug-in devices:
Details provided are for the: ■stand-alone equipment
☐combined (or host) equipment
☐test jig
Supply Voltage■AC mains State AC voltage:230V
☐DC State DC voltage :

In case of DC, indicate the type of power source
☐Internal Power Supply
■External Power Supply or AC/DC adapter
☐Battery:
☐Other: .....

o) Describe the test modes available which can facilitate testing:

p) The equipment type (e.g. Bluetooth®, IEEE 802.11™ [i.3], proprietary, etc.):
Other: NO FHSS
q) If applicable, the statistical analysis referred to in clause 5.4.1 q)
Not apply

r) If applicable, the statistical analysis referred to in clause 5.4.1 r)
Not apply

s) Geo-location capability supported by the equipment:
☐Yes
☐The geographical location determined by the equipment as defined in clause 4.3.1.13.2 or clause 4.3.2.12.2 is not accessible to the user
■No

t) Describe the minimum performance criteria that apply to the equipment (see clause 4.3.1.12.3 or clause 4.3.2.11.3):
The minimum performance criterion shall be a PER less than or equal to 10 %.
The intended use of the equipment should be in the normal operation without lost the communication link or no unintentionally operation occurs.

The results shown in this test report refer only to the sample(s) tested unless otherwise stated and the sample(s) are retained for 30 days only. The document is issued by HUAK, this document cannot be reproduced except in full with our prior written permission. The more details and the authenticity of the report will be confirmed at http://www.cer-mark.com.